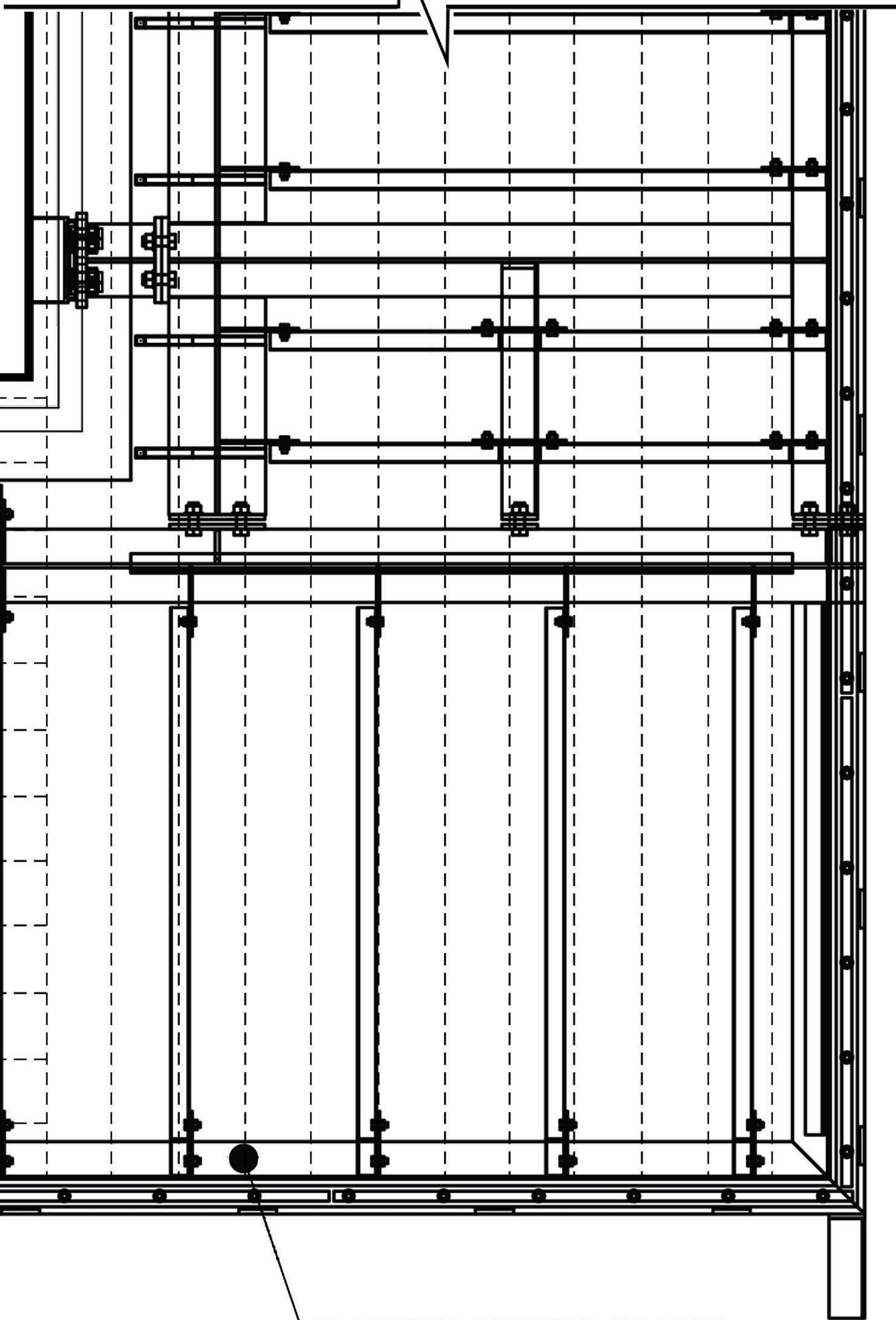
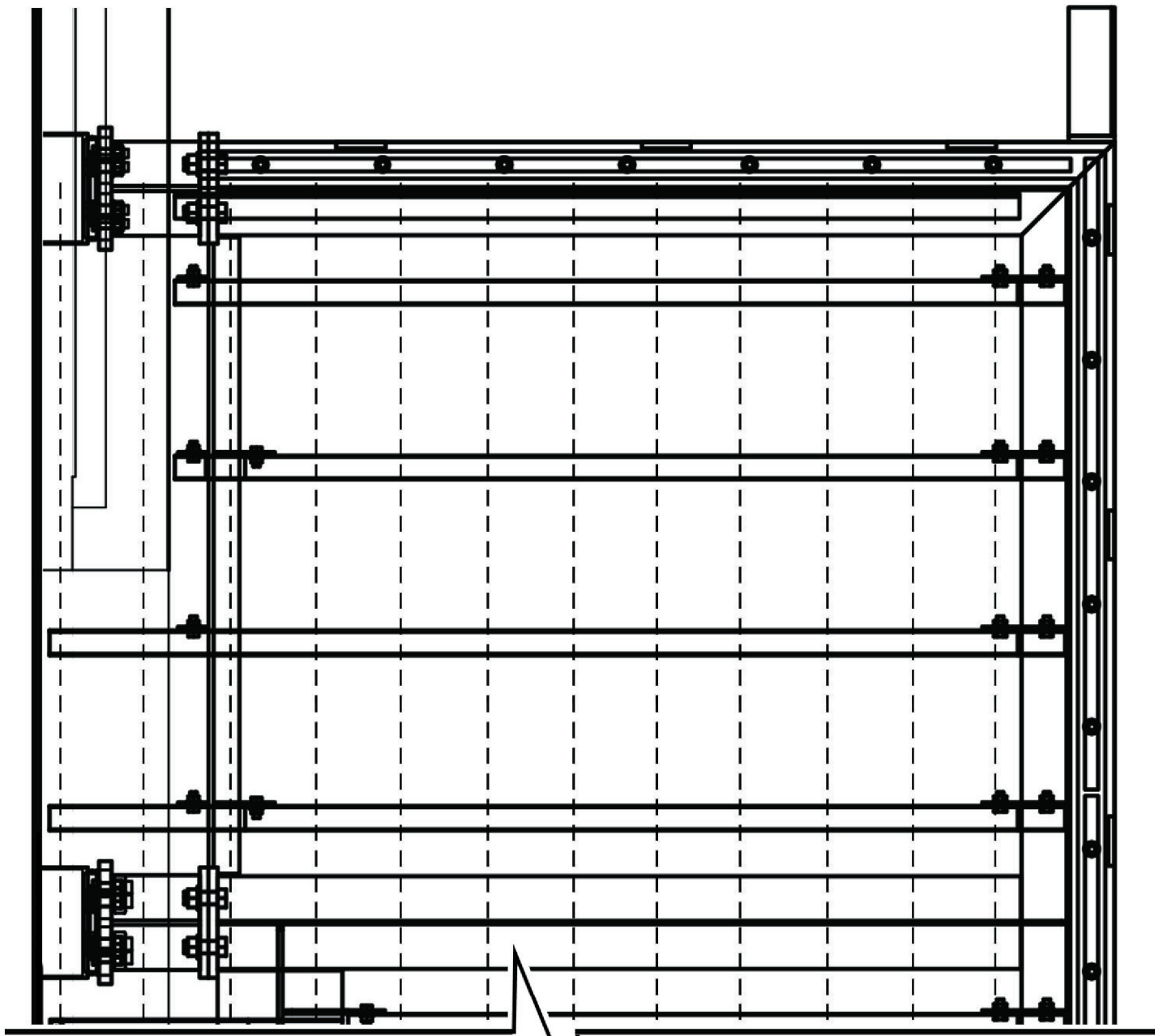
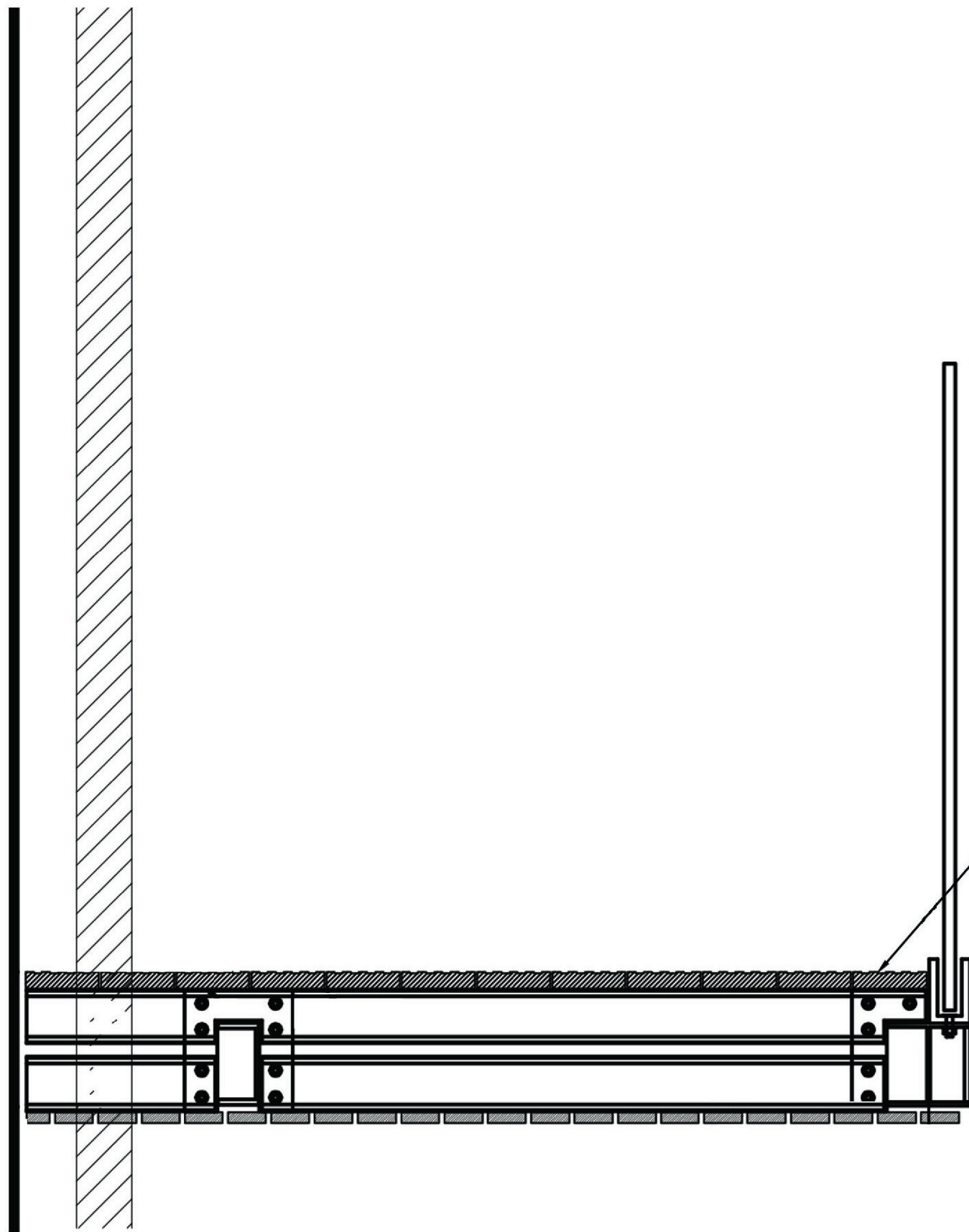


1 Proposed Typical Balcony - Plan
Scale 1:20 at A3



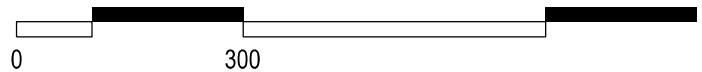
PLASTREX DECKING BOARDS
— SUPPORTED BY COLD ROLLED

1 Existing Typical Balcony - Detail Plan
Scale 1:20 at A3



135X30mm THK
PLASTREX DECKING
— SUPPORTED
BY COLD ROLLED

2 Existing Typical Balcony - Detail Section A-A
Scale 1:20 at A3



FOR PLANNING APPROVAL



COPYRIGHT AND NOTES
DO NOT SCALE FROM THIS DRAWING. ALL DIMENSIONS TO BE VERIFIED ON SITE BY CONTRACTOR
PRIOR TO COMMENCEMENT OF ANY SHOP DRAWINGS AND ANY WORKS ON SITE. REPORT ALL
DISCREPANCIES TO THE ARCHITECT IMMEDIATELY.
THIS DRAWING TO BE READ IN CONJUNCTION WITH ALL RELATED ARCHITECT/ENGINEERS DRAWINGS /
DETAILS AND ALL OTHER RELEVANT INFORMATION

COMMON GROUND WORKSHOP LTD
The Common E2
53 Old Bethnal Green Rd, London, E2 6QA
T 077 65257123
info@commongroundworkshop.co.uk
www.commongroundworkshop.co.uk

AMENDMENTS			
REV	DATE	DESCRIPTION	BY
A	27.08.2021	FOR PLANNING APPROVAL	

CONSULTANT(S)
Project Manager: -
Structural Engineer: -
MEP Services Engineer: -
Planning Consultant: -
Daylight / Sunlight Consultant: -
Cost Consultant: -

ADDITIONAL NOTES:
All dimensions in MM unless otherwise stated.
This drawing is to be read in conjunction with all relevant documents.
This drawing is to be read in conjunction with all Engineer's drawings. Contractor to provide Structural Engineering/ design.
Do not scale from this drawing.
Report any errors, contradictions, & omissions to the architect as soon as possible.

This drawing is issued in DWG format; this is an uncontrolled version issued to enable the recipient to prepare their own drawings for which they are solely responsible. It is based on background information current at the time of issue. No liability is accepted for any such alterations or additions to or discrepancies arising out of changes to such background information which occurs after it is issued.
Contractor and Sub-Contractors to site measure and confirm all dimensions before fabricating and constructing built elements. Where discrepancies found, Contractor/ Sub-Contractor to inform Design Team.

CLIENT(S)
WEST HAMPSTEAD SQUARE LLP
C/O BALLYMORE ASSET
MANAGEMENT LTD

PROJECT
WEST HAMPSTEAD SQUARE -
DECKING REPLACEMENT

DRAWING TITLE(S)
EXISTING TYPICAL BALCONY
DETAIL DRAWINGS - CORNER
BALCONY

SCALE 1:20 @ A3	DRAWN CC	CHECKED MS
PROJECT NUMBER CGW-BDR-WHS-0114	DATE AUG 2021	
DRAWING NUMBER BDR-WHS-PA-A-PW-1032	REVISION A	