






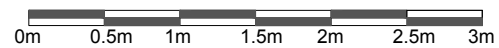
**KEY**

-  EXISTING STRUCTURAL WALLS
-  EXISTING NON-STRUCTURAL WALLS
- TWR-- TOWEL RAIL
- RWP-- RAINWATER PIPE
- SVP-- SOIL AND VENT PIPE
- WT-- WATER TANK
-  GAS
-  DRAIN
-  STEP UP

M 07534928737  
 E contact@lkdesigns.co.uk  
 W www.LKDesigns.co.uk



Drawing to be read in conjunction with any indicated information.  
 Do not scale from drawing.  
 All dimensions to be checked on site.  
 Drawing only to be used for purposes indicated.  
 Notify Designer of any discrepancies.  
 © LKDesigns



FLAT 1, 30 MORNINGTON CRESCENT  
 NW3 7LU  
 EXISTING GARDEN PLAN

Scale: 1:50 / A3

1027.01.01

ISSUE: EXISTING

DATE: 20.09.21

DRAWN BY: WL