


















NOTES

	Cooling Plant
	Data Basket
	Fire Alarm Cable Tray
	Small Power Trunking
	Security Trunking
	Refrigerant Pipe Tray
	Low Temp. Water Constant Temp. Flow - LTHW F
	Low Temp. Water Constant Temp. Return - LTHW R
	Domestic Hot Water Flow - DHW F
	Domestic Hot Water Return - DHW R
	Boosted Cold Water Return - BCWS
	Sanitation - FW - Foul Water
	Sanitation - SVP - Soil Vent Pipe
	Fresh Air - General
	Supply Air - General
	Return Air - General
	Exhaust Air - General

REVISIONS

Hydrock  5-7 Tanner Street
London
SE1 3LE

t: +44(0)203 846 8456
e: london@hydrock.com

CLIENT

Birkbeck

PROJECT

Birkbeck, Gordon Square

TITLE

Mechanical and Electrical Services
Riser + Plantroom Location Drawing
First Floor

HYDROCK PROJECT NO.

C-14299

SCALE @ A1

1 : 100

STATUS DESCRIPTION
SUITABLE FOR INFORMATION

STATUS

DRAWING NO.
14299-HYD-XX-01-DR-ME-7020

REVISION

P03