


Portland Base bed

Portland Roach bed

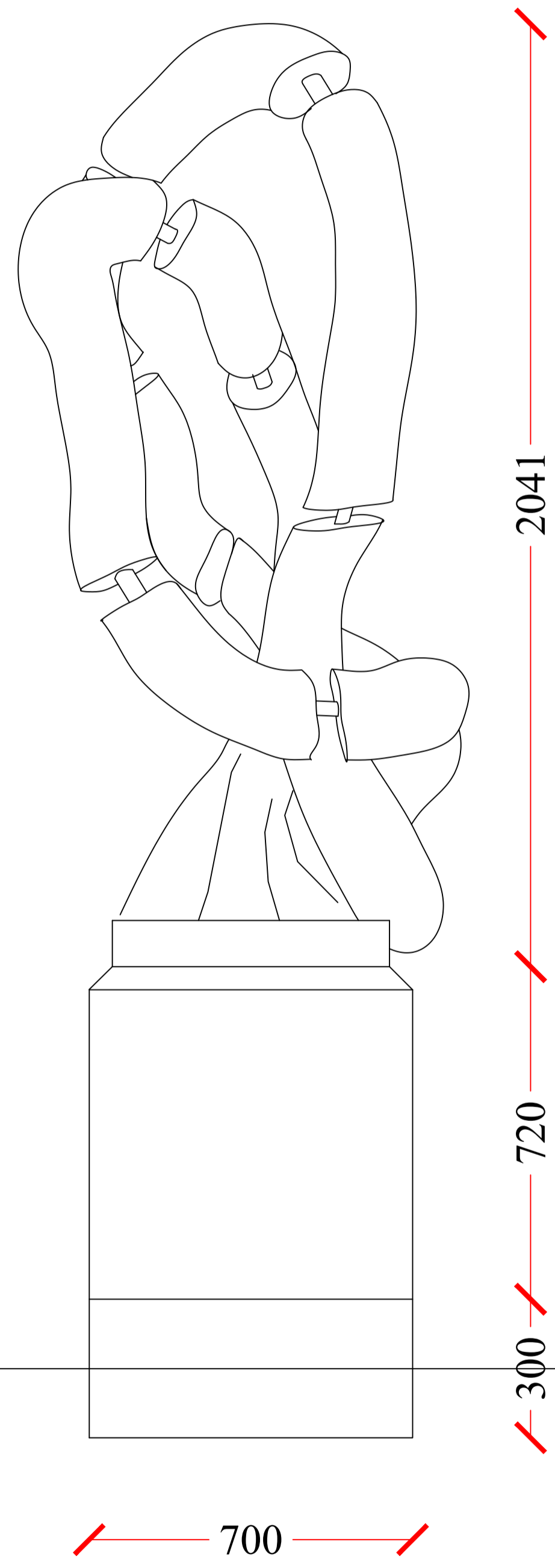


North Elevation

2927

900

App GL



East Elevation


2041

700

720

300

Existing statue to central fountain



Date	Rev	Description	By

**GENERAL NOTE:**

- \* THIS DRAWING IS TO BE READ IN CONJUNCTION WITH ALL RELEVANT ARCHITECT'S, ENGINEER'S AND SPECIALIST CONTRACTORS DRAWINGS AND SPECIFICATIONS.
- \* DO NOT SCALE FROM THIS DRAWING IN EITHER PAPER OR DIGITAL FORM. USE WRITTEN DIMENSIONS ONLY.

**FIXING NOTE:**

- \* ENSURE THAT ALL APPROPRIATE/SUITABLE FIXING METHODS ARE PRACTICED WHEN INSTALLING STONEWORKS. STAINLESS STEEL DOWELS/BRACKETS SHOULD BE USED AT ALL RELEVANT JUNCTIONS, AS WELL AS THE SPECIFIED MORTAR MIX WHEN BEDDING STONE.

**CHICHESTER STONWORKS**  
 STONWORK RESTORATION CONSERVATION  
 CHICHESTER STONWORKS LIMITED  
 Terminus Road Chichester West Sussex PO19 8TX  
 TEL: 01243 784225 FAX: 01243 785616  
 EMAIL: info@csworks.co.uk

Contract: **British Medical Association**

**Covid Memorial Sculpture**

Stone Type: Portland Stone (Base bed)

Scale: 1:10	Size: A1	Issued for: Planning
Drawn By: AMS	Date: 18/11/2021	
Drawing No: CSWE 870 P 004	Revision: A	