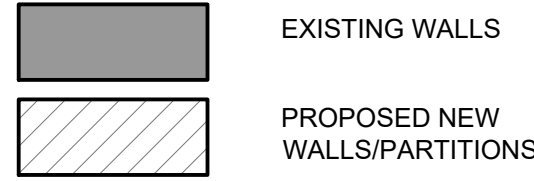


00 KEY PLAN
1:100 @ A1

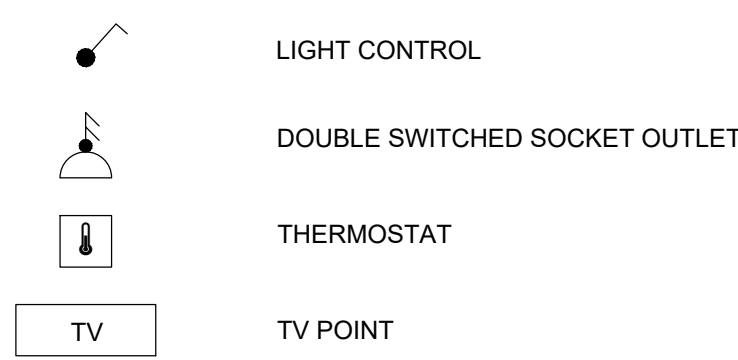
LEGEND



NOTES

EXISTING RELOCATED FITTINGS ARE MARKED IN **ORANGE**
NEW FITTINGS ARE MARKED IN **GREEN**

ELECTRICAL KEY



LIGHTING KEY



JOINERY NOTES:

DRAWING TO BE READ IN CONJUNCTION WITH 761_400s ROOM ELEVATIONS AND 761_900_100 FINISHES SCHEDULE BY ELICYON

- CONTRACTOR/JOINERY SUB-CONTRACTOR TO CHECK AND ADVISE ON ALL PROPOSALS FOR SIZE, STRENGTH, SUITABILITY AND STABILITY. JOINERY CONTRACTOR IS RESPONSIBLE FOR SUITABILITY AND WORKABILITY OF COMPLETED JOINERY.
- CONTRACTOR/JOINERY SUB-CONTRACTOR TO TAKE SITE MEASUREMENTS AND PRODUCE DETAILED FABRICATION/SHOP DRAWINGS FOR ELICYON'S COMMENT AND APPROVAL PRIOR TO FABRICATION. SHOP DRAWINGS SHALL INCLUDE THE ACCURATE OUTLINE AND SETTING OUT OF ANY DECORATIVE LIGHTING AND ELECTRICAL FITTINGS.
- CONTRACTOR/JOINERY SUB-CONTRACTOR TO PREPARE SAMPLES OF ALL PROPOSED FINISHES FOR COMMENT AND APPROVAL BY ELICYON. ALLOW FOR 2 FURTHER REVISIONS OF SAMPLES IN ORDER TO TAKE ON BOARD COMMENTS AND TO ACHIEVE FINAL APPROVAL.
- CONTRACTOR/JOINERY SUB-CONTRACTOR TO ALLOW FOR 2NO. WORKSHOP/FACTORY VISITS BY 3 MEMBERS OF ELICYON TEAM DURING MANUFACTURE. ELICYON SHALL INSPECT EACH JOINERY ITEM AT LEAST ONCE FOR APPROVAL BEFORE IT IS DELIVERED TO SITE.
- UNLESS OTHERWISE NOTED, ALL CARCASSES TO BE FORMED IN 18MM OR 25MM SPRAY PAINTED MDF. SHELVES TO BE ADJUSTABLE WITH NOTCH CUTOUT TO UNDERSIDE OF SHELF TO LOCATE SHELF SUPPORTS. SHELF SUPPORTS TO BE M-01 FINISHED PEGS BY 'HAFELE' OR SIMILAR APPROVED.
- ALLOW FOR SCRIBING PIECES TO TOP AND SIDES OF ALL JOINERY TO ACCOMMODATE VARIATIONS IN WALL AND JOINERY.
- UNLESS OTHERWISE NOTED ALL VENEERED PANELS/DOORS TO BE FORMED IN 18MM OR 25MM MDF WITH TIMBER VENEER OVER CONCEALED SOLID TIMBER LIPPINGS/NOSINGS.
- HINGES TO BE AS PER ELICYON SCHEDULE OF HINGES AND RELEVANT DETAILS. IF NOT SPECIFIED, SOSS OR PIVOT HINGES SHOULD BE USED UNLESS DESIGN DOES NOT PERMIT IT. CONTRACTOR TO REPORT TO ELICYON FOR CONFIRMATION WHERE HINGES ARE NOT CLEARLY SPECIFIED. ALL DOORS TO HAVE INTEGRATED SOFT CLOSE MECHANISM.
- WHERE REQUIRED TOUCH CATCHES BY 'HAFELE' REF: 356.01.531 (SHORT VERSION) OR 356.01.546 (LONG VERSION) AND PLATE FOR MAGNET 356.01.549 OR SIMILAR APPROVED.
- ENSURE DRAWERS BESIDE OPEN DOORS CLEAR DOOR WHEN DRAWER IS PULLED OPEN. ALL DRAWER RUNNERS TO BE TOP QUALITY WITH SOFT CLOSE MECHANISM OR TOUCH RELEASE AS INDICATED. DRAWER RUNNERS TO BE BASE MOUNTED UNLESS INDICATED AND TO BE CONCEALED WITH APPROPRIATE FINISH WHERE VISIBLE. RUNNERS TO BE APPROVED BY DESIGNER.
- ALLOW FOR CUT OUTS/INTEGRATION OF ELECTRICAL AND AV/IT OUTLETS TO REAR OF UNITS WHERE REQUIRED.
- CONTRACTOR/JOINERY SUB-CONTRACTOR TO ENSURE BALANCING VENEERS APPLIED WHERE REQUIRED.
- INTEGRATED SHELF LIGHTING TO BE HIGH QUALITY LED STRIP LIGHT AS SCHEDULED IN LIGHT FITTINGS. FOR SHELF LIGHTING CONTRACTOR/JOINERY SUB-CONTRACTOR TO ENSURE AN ANGLE OF 45 DEG. ALL LED'S TO BE WARM WHITE (3000K UNLESS STATED OTHERWISE) AND TO INCLUDE DIFFUSERS. INTEGRATED SHELF LIGHTING SHOULD BE SWITCHED AND INCORPORATED TO ROOM'S LIGHT CONTROLS UNLESS STATED OTHERWISE. IN-CABINET CUPBOARD AND WARDROBE LIGHTING TO BE DOOR CONTACT ACTIVATED INLESS STATED OTHERWISE. WHERE DOOR CONTACT POINTS ARE USED THESE HAVE TO BE INSTALLED TO ALL CARCASS DOORS RESPECTIVELY.
- CONTRACTOR TO PROPOSE HIGH QUALITY AND DISCREET DOOR CONTACT SWITCH FOR APPROVAL BY ELICYON.
- CONTRACTOR / JOINERY SUB-CONTRACTOR TO ENSURE HEADBOARD STARTS AT A HEIGHT OF 420MM FROM FFL. TOP OF MATTRESS TO BE AT 600 FFL.
- WHEN CHANGES ARE PROPOSED ON FINISHES, HINGES, MATERIALS OR DESIG. DESIGNER'S APPROVAL REQUIRED IN WRITING BEFORE PROCEEDING.
- CONTRACTOR TO CHECK APPROPRIATE ACCESS AND GOODS LIFT SIZE FOR SITE INSTALLATION OF ITEMS AND ADVISE ELICYON OF ANY DESIGN CHANGES, DIMENSION CHANGES ETC AS NEEDED.
- CONTRACTOR TO ALLOW FOR LOW IRON & TOUGHENED GLASS AND MIRROR FOR ALL LOCATIONS UNLESS SPECIFIED OTHERWISE.
- ALL TIMBER & METAL JOINTS TO HAVE MITERED CORNERS UNLESS OTHERWISE STATED OR AGREED BY DESIGNER.
- ALL STONE CORNERS TO BE 3MM CHAMFERED UNLESS STATED OTHERWISE.
- CONTRACTOR TO REVIEW UNDER FLOOR HEATING LAYOUT AND EXERCISE CARE IN FIXING JOINERY TO AVOID PUNCTURING UNDERFLOOR HEATING PIPES.
- CONTRACTOR TO ADVISE ON SUITABLE SEPARATION BETWEEN UNDERFLOOR HEATING AND JOINERY TO MINIMISE EFFECT OF UFH ON JOINERY.
- ALL HIGH GLOSS FINISHES TO BE POLYESTER LACQUER, TO BE GRAIN FILLED, HAND BURNISHED AND ACHIEVE 100% GLOSS. CONTRACTOR TO ENSURE TO MATCH ELICYON SAMPLE.
- MAIN KITCHEN JOINERY TO SPECIALIST DESIGN. REFER TO DESIGNER DRAWINGS AND SPECIFICATIONS.

THE ABOVE LIST SUPERCEDES THE CONTRACTOR'S SCOPE OF WORKS (OR ANYTHING MISSED IN THE CONTRACTOR SCOPE OF WORKS).

PROVISION FOR NEW WALL LIGHT

NEW POSITION OF EXISTING DOUBLE SOCKET

NEW ELECTRICAL PROVISION FOR TV AT HIGH LEVEL

JO.09

NEW POSITION OF EXISTING DOUBLE SOCKET

PROVISION FOR NEW WALL LIGHT

NEW DOUBLE SWITCHED SOCKET OUTLET

JO.10

TM.01

NEW POSITION OF EXISTING THERMOSTAT AND SWITCH

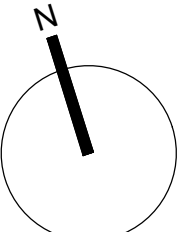
STUDY / GAMES ROOM
2.04

02 GA PLAN
1:20 @ A1

NOTE:

'761_300_400_SMALL POWER & LOW LEVEL LIGHTING PLAN' & '761_300_300_REFLECTIVE CEILING & AV PLANS' TAKE PRECEDENCE OVER '400 SERIES INTERNAL ELEVATIONS' DRAWINGS

0 500mm 1m 2m



PROJECT TITLE: 6 PRINCE ALBERT ROAD REGENTS PARK NW1	PROJECT CODE: 761		REV:	BY:	DATE:	DESCRIPTION:
	DRAWN BY: MA	CHECKED BY: KH	A	MA	01.10.21	ISSUED FOR TENDER
DRAWING TITLE: STUDY/GAMES ROOM FLOOR PLAN AS PROPOSED	ISSUED FOR TENDER		B	MA	29.10.21	ISSUED FOR TENDER
	SCALE: 1:20 @ A1	DATE: 13.09.2021				
	DRAWING NO: 761_400_204_001	REVISION: B				

DISCLAIMER:

In accordance with our duties under the Misrepresentation Act 1967 and the Mis-description Act 1991, these details have been prepared in good faith but are not intended to constitute part of an offer of contract or create any contractual relationship. No description or information of any kind provided by Elicyon or its Agents, whether written or verbal, contained in these Particulars or elsewhere ("Information") may be relied upon as a statement of representation, warranty or fact. Neither Elicyon nor its Agents have any authority to make any representation or warranty and accordingly any information is given entirely without responsibility on the part of Elicyon, its Agents or the seller. Any plans, photos, and computer generated images shown are indicative and cannot be guaranteed to represent the complete interiors/exterior of a scheme. Any Areas, measurements or distances given are approximate only. Any products and materials shown or indicated are indicative only and may be subject to variations or change. It is not possible to scale from these drawings. Any reference to alterations to or use of any part of the property is not a statement that any necessary planning, building regulations or other consent has been obtained. These matters must be verified by any buyer/lessee. Any buyer/lessee must satisfy himself by inspection or otherwise as to the correctness of any information given.

© All rights reserved to Elicyon London.

Elicyon Limited
First Floor, Avon House,
Avonmore Road, Kensington Village
London W14 8TS

Tel: +44 (0)203 772 0011

Web: www.elicyon.com
E-mail: studio@elicyon.com

ELICYON