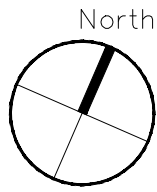


Ref	Description of hazard and relevant actions
1.0	Guarding to changes in level to be in accordance with Part K
1.1	Larch timber cladding and gates to be designed to prevent finger traps
1.2	All steps to be Part M compliant
1.3	Work being carried out adjacent an open footpath and road, contractor to ensure pedestrians and staff are protected

NOTES:

- All levels are indicative – final levels and falls are to be designed by engineer.
- Drainage to be designed by engineer.
- positions are design intent only. All channels if required will need heavy safe grate with stainless steel finish.
- All walls are to Architect/Engineers details.
- Larch timber fences are design intent only – final design to fabricators details.
- Light units are design intent – final specification and position to engineers details.
- Contractor to square front steps – engineer to review and provide details



LEGEND

EXISTING ELEMENTS



Existing tree

PROPOSED ELEMENTS

PLANTING



Specimen shrub

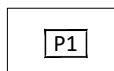


Mixed planting

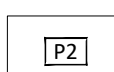


Hedge

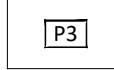
SURFACING




Product: Indian sand stone.
Type: Camel dust
Colour: Buff
Size: 900x600x20; 600x600x20; 600x290x20; 290x290x20
To be laid on bedding grit with 5mm polymer sand jointing in rear garden. On frontage paving to be laid on mortar bed as per suppliers specification with grout joint. Sub base and build - ups to engineers design.
Sales@bmgstones.co.uk



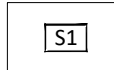
Granite Chippings
Grey Slate 40mm
Size: 40mm
Colour: Grey
Shape: Flat Angular
Specification: BS EN 1260
customerservices@gravelmaster.co.uk



Stone edging setts.
Product: Bradstone Natural Sandstone Setts
Colour: Sunset Buff
Size: 100x100x45
To be laid as a rigid stack bond with 10-15mm mortar joint.

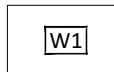


Gravel bonded path
Product: Ronadeck Resin bonded seal coat UV on Buff Chinese Bauxite aggregate on Ronadeck Resin Bonded Surface WG on substrate as engineers detail.

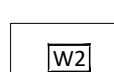


Steps
Product: Camel dust indian sand stone
Paving slab
Size: 900mm x 600mm; 600mm x 600mm; 600mm x 290mm; 290mm x 290mm
Calibrated to 20mm
To be laid on mortar bed as per suppliers specification with grout joint. Step foundation to Engineers detail.
Supplier: BMG Stones

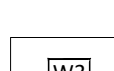
BOUNDARIES




Existing wall retained



Proposed wall. Refer to architects details.



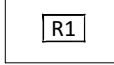
Proposed brick pier on wall. Refer to architects details.




Proposed timber sleeper wall. Stack laid. Finish: Natural
Design to engineers details




New 215mm retaining wall as engineers detail. install once weather coping above wall. Exposed side of retaining wall to be painted with ral 7016 anthracite gray paint and clad in Larch. Larch to be Strips to be 40x25 mm with 20mm gap. Final design to fabricators detail.




Existing railing retained



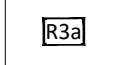
Railing extension to match existing



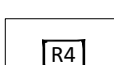
Stainless steel handrail to architects details. Railing design to follow Part M guidance.



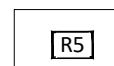
Horizontal Larch strip fence enclosure to bin store area. Design intent: Fence to have capping timber with 15mm chamfer. Larch strips to both sides mounted on 100x100mm posts. Strips to be 40x25 mm with 20mm gap. Final design to fabricators detail. Fence formed above existing/new masonry wall to a height of 1.8m



Horizontal Larch strip fence enclosure to bin store area. Design intent: Fence to have capping timber with 15mm chamfer. Larch strips to both sides mounted on 100x100mm posts. Strips to be 40x25 mm with 20mm gap. Final design to fabricators detail. 1.8m Full height Fence formed from finished ground level.




Terrace fence & gate - 1.1m high timber Picket fence. Design intent to match R3 with matching gate. Gate to have latch and designed to avoid finger traps. Final design to fabricators detail.

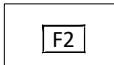


Privacy Screen - 1.8m high x 2m in length with 45degree chamfer from 1.1m from base - see detail for private terrace. Design intent: Privacy screen to have capping timber with 15mm chamfer. Larch strips to both sides mounted on 100x100mm posts. Strips to be 40x25 mm with 20mm gap. Final design to fabricators detail

FURNITURE

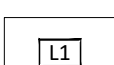


Bench.
2no. 2 Seat Teak Garden Maythan Benches
1200mm Wooden Garden Benches
By Walden Benches
mail@waldenbenches.co.uk
Form ground bearing slabs local to area were benches are positioned.

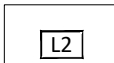


Sheffield Cycle Stands, Stainless Steel. Size: 800 high x 715mm wide or similar approved


LIGHTING



Description: Bollard light with Polycarbonate diffuser.
Brand: Searchlight.
Model: External IP65
Art: 7900-900
Colour: Black
Type: H
Final Specification to be detailed by M&E consultant



Description: External Brand: Astro.
Model: External IP44
Dim: Ava 200 H 200 W 75 D 81
Art: 1428005
Colour: Textured black
Type: J
Final Specification to be detailed by M&E consultant



Description: External above entrance.
Brand: Astro.
Model: Kos round 100 LED external IP65
Art: 1326023
Colour: Black
Type:
Final Specification to be detailed by M&E consultant

3No Amelanchier lamarckii MTS 250mm

3No 225mm high railway sleepers positioned vertical to form plant planter

4m of Taxus baccata 'English Yew' Hedge

3No 225mm high railway sleepers positioned vertical to form plant planter

4m of Prunus lusitanica angustifolia Hedge

215mm thick retaining wall as engineers detail.

2.7m of Prunus lusitanica angustifolia Hedge

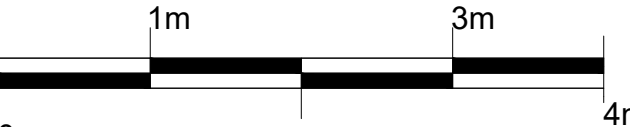
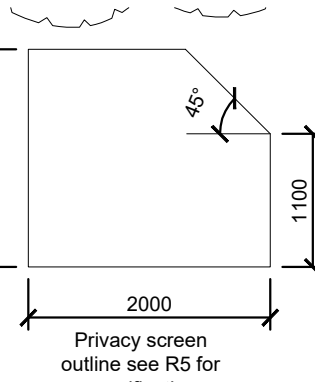
1.8m of Prunus lusitanica angustifolia Hedge

4m of Prunus lusitanica angustifolia Hedge

3No 225mm high railway sleepers positioned vertical to form plant planter

3No 225mm high railway sleepers positioned vertical to form plant planter

Existing fence to be stained to match fence of No 22



Revisions		
The contents of this plan including the printed notes are copyright. Reproduction in whole or part is not permitted without prior consent of Akelius in writing.		
Project		
24 Wedderburn Road London NW3 5QG		
Drawing Title		
Proposed Rear Garden		
LANDSCAPING		
WED-40121-08/19-LAP02		
Scale	Drawn by	Checked by
A1@1:50	O.F