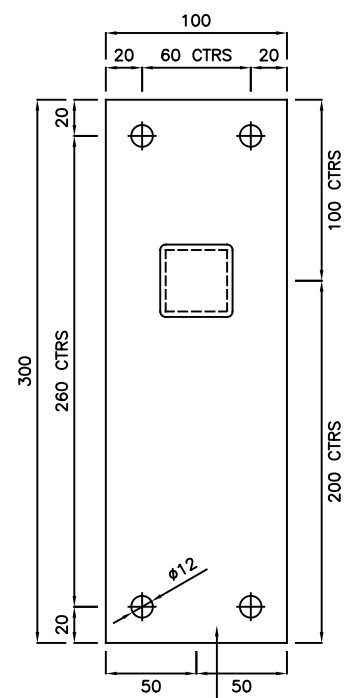
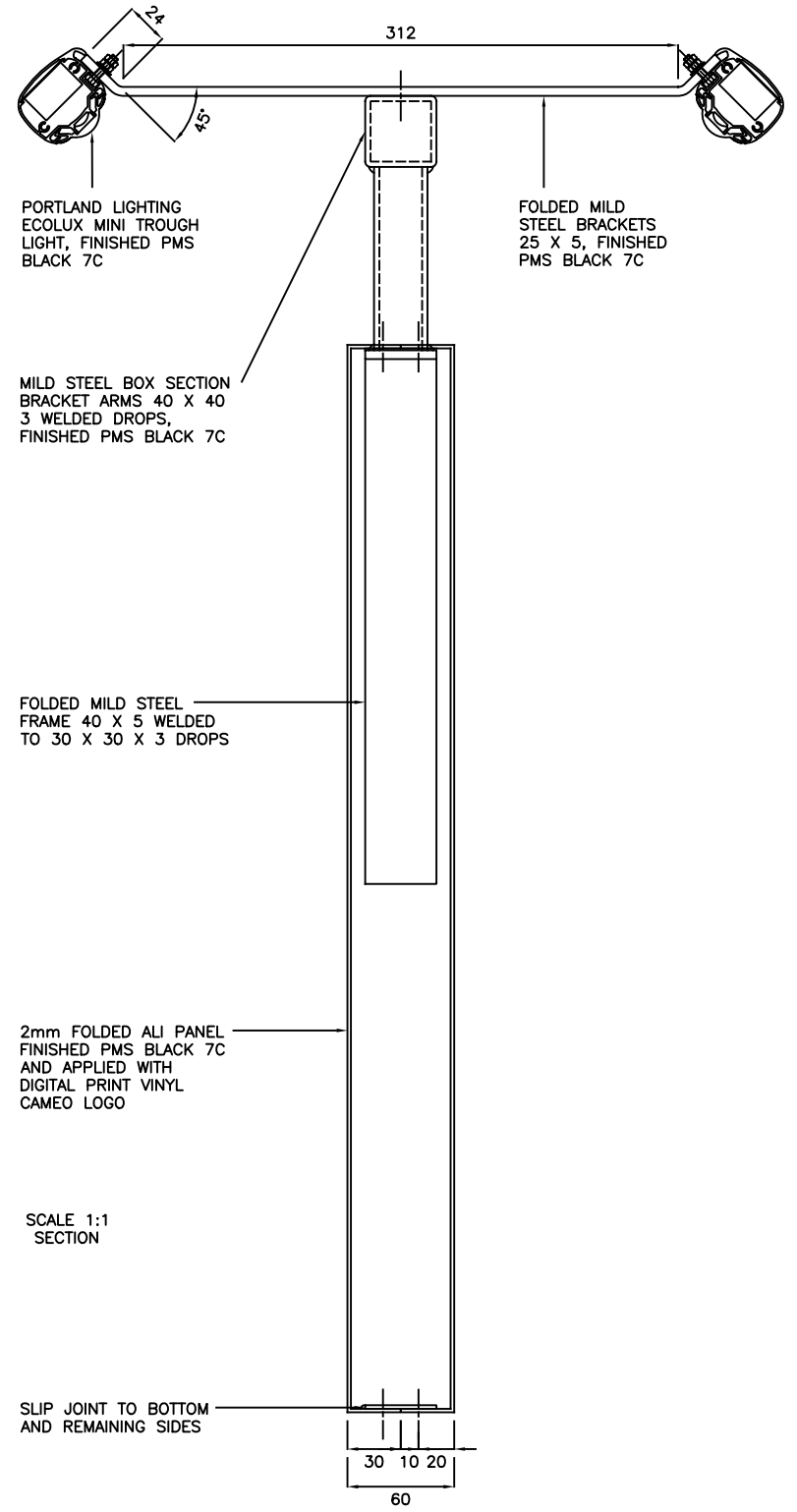



SCALE 1:11  
FACE VIEW



MILD STEEL FLAT WALL  
PLATE 100 X 200 X 5 WITH  
12mm DIA FIXING HOLES,  
PLATE TO BE WELDED TO  
PROJECTING ARM FINISHED  
PMS BLACK 7C



**COPYRIGHT:**  
This drawing is the property of SIGNSCOPE LTD and copyright is reserved by them. The drawing is issued on condition that it is not copied or disclosed by or to any unauthorised persons without the prior consent in writing of SIGNSCOPE LTD.

**HEALTH & SAFETY NOTICE:**  
Before fitting a sign or elements of a sign, assess the weight and size before attempting to lift. If you have any doubts, discuss this with your line manager as this may be a multi-person lift.

NO	DATE	DESCRIPTION

Title <b>CAMDEN</b>		Project <b>WENDYS</b>		Job No <b>000000</b>	
Date <b>19.10.21</b>	Scale <b>1:1</b>	Drawn <b>S WAN</b>	Inspected	CAD Title <b>SIGNS</b>	Dwg No <b>000000</b>
REVISIONS			Revisions <b>NONE</b>		

Project <b>WENDYS</b>		Job No <b>000000</b>	
CAD Title <b>SIGNS</b>	Dwg No <b>000000</b>	Revisions <b>NONE</b>	

DRAWN: S WAN  
 CHECKED: S WAN  
 DESIGNED: S WAN  
 PROJECT: WENDYS  
 DATE: 19.10.21