

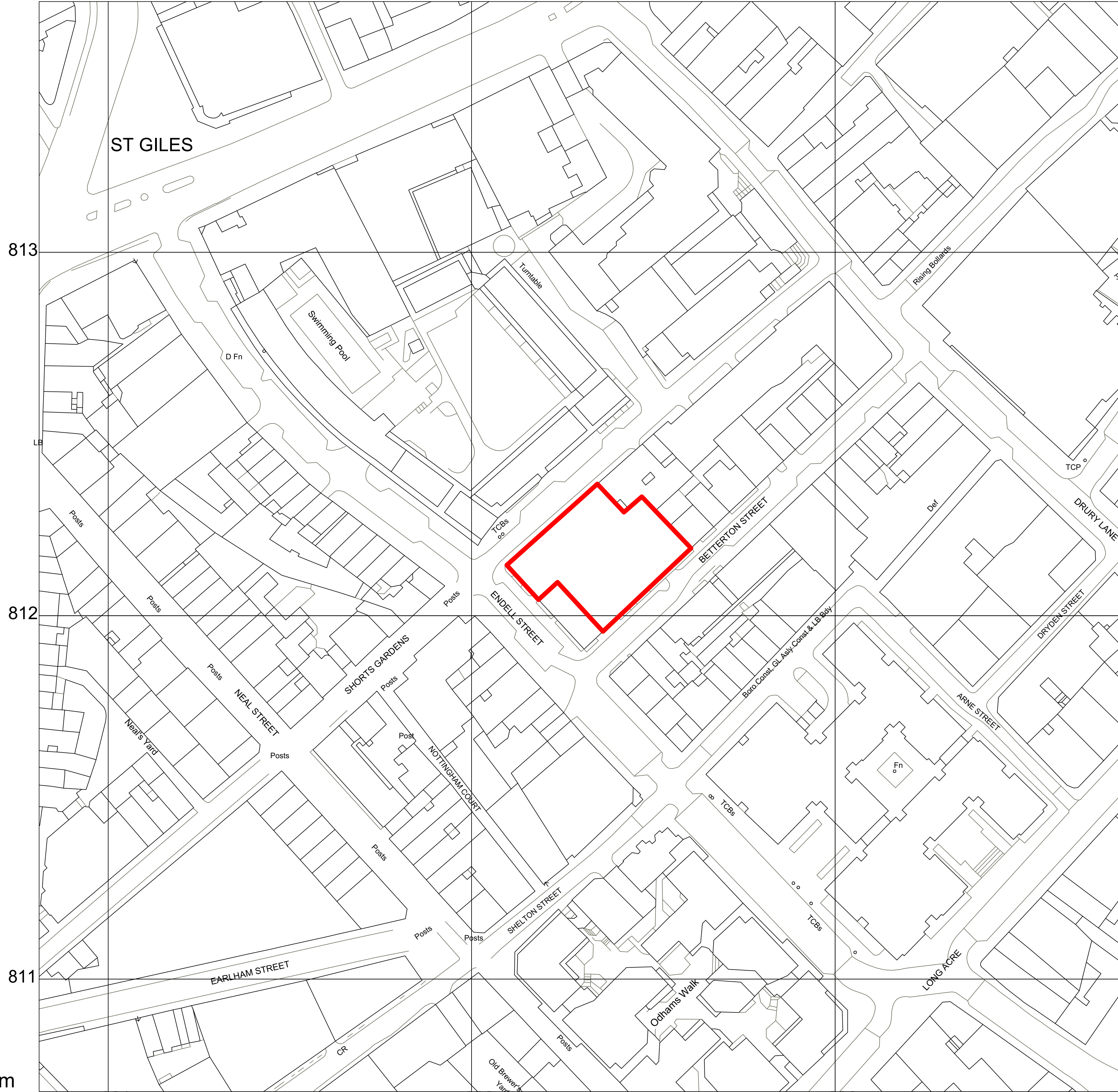
181369m

301

302

303

181369m



813

813

812

812

811

811

181069m

301

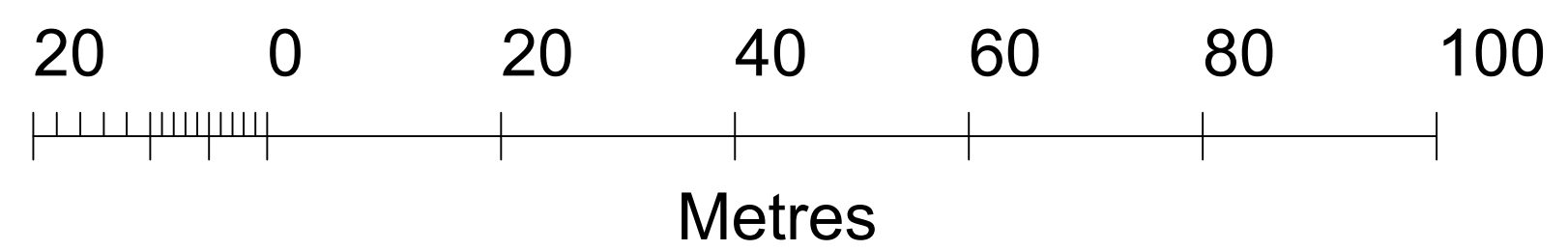
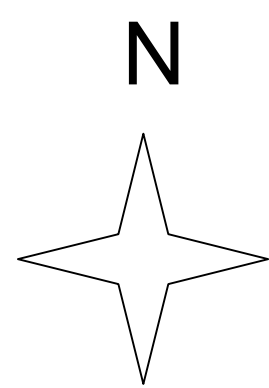
302

303

181069m

530081m

530381m



GENERAL NOTES.

© Buckley Gray Yeoman Limited

All dimensions to be checked on site prior to commencement of any works, and/or preparation of any shop drawings.

Sizes of and dimensions to any structural elements are indicative only. See structural engineers drawings for actual sizes / dimensions.

Sizes of and dimensions to any service elements are indicative only. See service engineers drawings for actual sizes and dimensions.

This drawing to be read in conjunction with all other Architect's drawings, specifications and other Consultants' information.

All proprietary systems shown on this drawing are to be installed strictly in accordance with the Manufacturers/Suppliers recommended details.

Any discrepancies between information shown on this drawing and any other contract information or manufacturers/suppliers recommendations is to be brought to the attention of the Architect

DO NOT SCALE FROM THIS DRAWING.

NOTES.

PL01 25/10/21	Planning Submission	WQ
REV. DATE	NOTE	DRAWN

**BGY**  
 BUCKLEY GRAY YEOMAN  
 + 44 20 7033 9913  
 BGY.CO.UK

CLIENT  
**PATRIZIA**

PROJECT  
**24 Endell Street**

DRAWING  
**Site Block Plan**

SCALE	DATE
<b>1:625 @ A1</b>	<b>Oct. 2021</b>
<b>(1:1250 @ A3)</b>	

STATUS	APPROVED
<b>PLANNING</b>	<b>RP</b>

DWG No.	REVISION
<b>1183_PL-Block</b>	<b>PL01</b>