
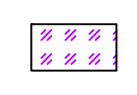
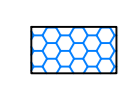
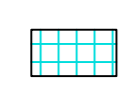

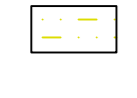
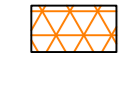

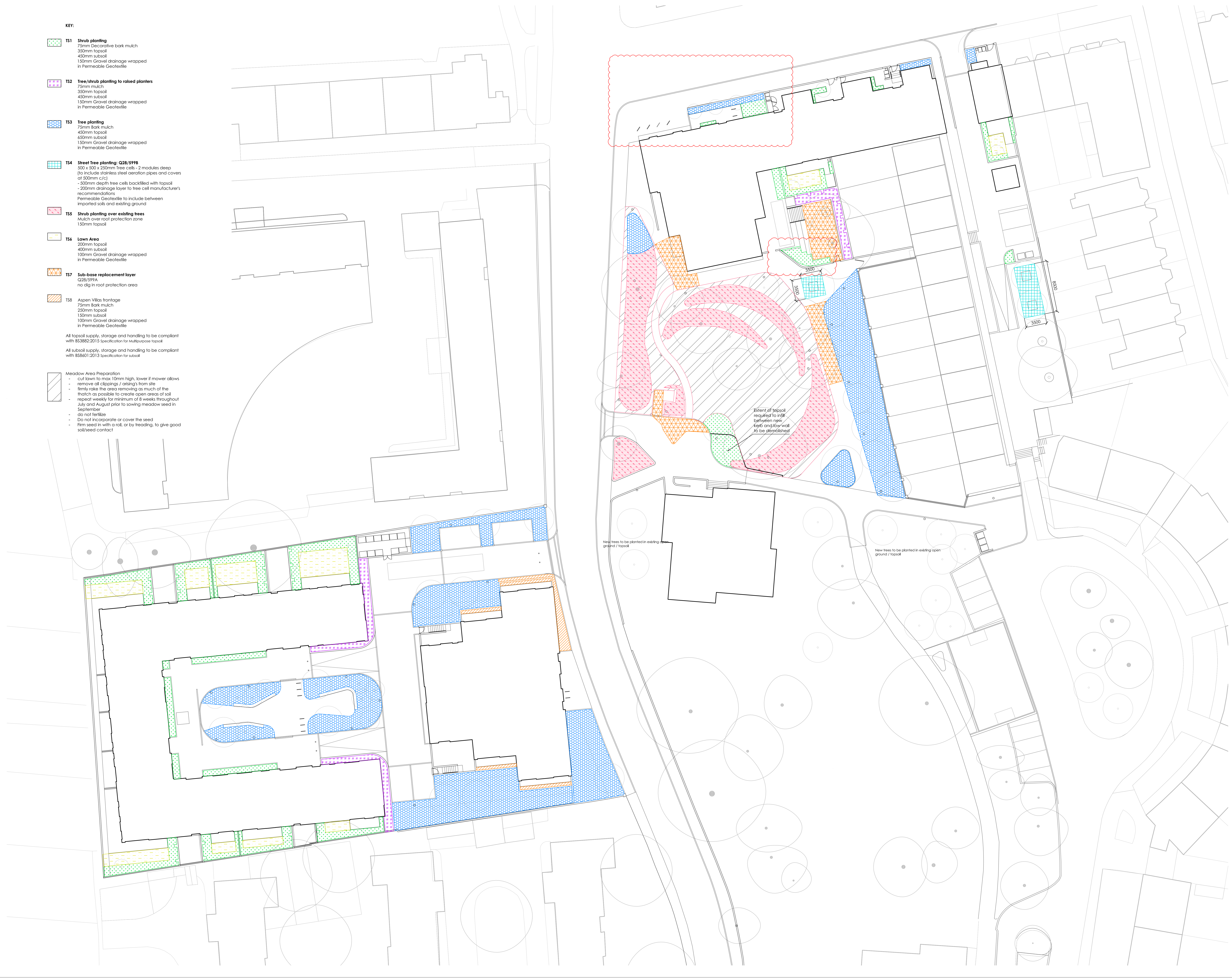


- KEY:**
-  **T51 Shrub planting**
75mm Decorative bark mulch
350mm topsoil
450mm subsoil
150mm Gravel drainage wrapped in Permeable Geotextile
 -  **T52 Tree/shrub planting to raised planters**
75mm mulch
350mm topsoil
450mm subsoil
150mm Gravel drainage wrapped in Permeable Geotextile
 -  **T53 Tree planting**
75mm Bark mulch
450mm topsoil
450mm subsoil
150mm Gravel drainage wrapped in Permeable Geotextile
 -  **T54 Street tree planting: Q28/5998**
300 x 300 x 250mm tree cells - 2 modules deep (to include stainless steel aeration pipes and covers at 500mm c/c)
- 500mm depth tree cells backfilled with topsoil
- 200mm drainage layer to tree cell manufacturer's recommendations
Permeable Geotextile to include between imported soils and existing ground
 -  **T55 Shrub planting over existing trees**
Mulch over root protection zone
150mm topsoil
 -  **T56 Lawn Area**
200mm topsoil
400mm subsoil
100mm Gravel drainage wrapped in Permeable Geotextile
 -  **T57 Sub-base replacement layer**
Q28/599A
no dig in root protection area
 -  **T58 Aspen Villas frontage**
75mm Bark mulch
250mm topsoil
150mm subsoil
100mm Gravel drainage wrapped in Permeable Geotextile
- All topsoil supply, storage and handling to be compliant with BS3882:2015 specification for multipurpose topsoil
All subsoil supply, storage and handling to be compliant with BS8601:2013 specification for subsoil
- Meadow Area Preparation**
- cut lawn to max 10mm high, lower if mower allows
 - remove all clippings / arising from site
 - firmly rake the area removing as much of the thatch as possible to create open areas of soil
 - repeat weekly for minimum of 8 weeks throughout July and August prior to sowing meadow seed in September
 - do not fertilize
 - Do not incorporate or cover the seed
 - Firm seed in with a roll, or by treading, to give good soil/seed contact



STATUS	REV	DATE	DESCRIPTION	DSG	DRW	CHK	APP
S3	P06	20/10/2021	Minor amendments to layout				AC TS
S3	P05	19/04/2021	meadow preparation and BS refs added				AC TS
S3	P04	18/11/2020	sub-base replacement extents - Whitebeam				AC TS
S3	P03	25/09/2020	Material amendments				AC TS
S3	P02	22/05/2020	Amendments to suit updated topo survey				AC TS
S1	P01	14/05/2020	Stage 4 Issue				AC TS
S1	P01	14/05/2020	First Issue				AC TS


STATUS	REV	DATE	DESCRIPTION	DSG	DRW	CHK	APP
S3	P06	20/10/2021	Minor amendments to layout				AC TS
S3	P05	19/04/2021	meadow preparation and BS refs added				AC TS
S3	P04	18/11/2020	sub-base replacement extents - Whitebeam				AC TS
S3	P03	25/09/2020	Material amendments				AC TS
S3	P02	22/05/2020	Amendments to suit updated topo survey				AC TS
S1	P01	14/05/2020	Stage 4 Issue				AC TS
S1	P01	14/05/2020	First Issue				AC TS

MAIN CONTRACTOR

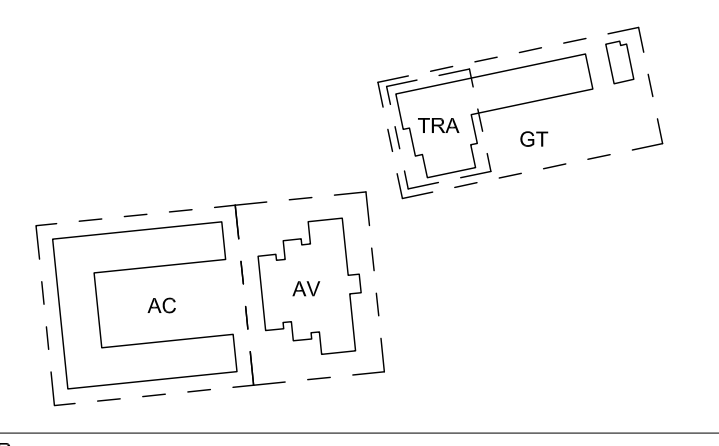


BOUYGUES UK
Beckitt House
1 Lambeth Palace Rd
Lambeth, London SE1 7EU
TEL: 020 7491 0020

CLIENT LOGO



KEY PLAN



ORIGINATOR



Studio 301 Chester House, Kensington Park
31 Brandon Road, London, SW9 6CE
T: +44 (0) 20 847 2050
E: studio@turkingtonmartin.com

PROJECT NAME

Maitland Park Redevelopment

DRAWING TITLE

Topsoil Plan

SCALE @ A0	MODEL FILE NAME - REVISION
1 : 200	Not Applicable
FIRST ISSUE DATE	PROJECT STAGE STATUS CODE
14/05/2020	Stage 4 S3 - Suitable for Review and Comment
PROJECT ORIGINATOR	VOLUME LEVEL TYPE ROLE NUMBER REV
MPR	TMA ZZ GF GA L 100004 P06