

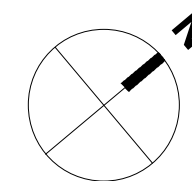

The use of this data by the recipient acts as an agreement of the following statements. Do not use this data if you do not agree with any of the following statements:-

All drawings are based upon site information supplied by third parties and as such their accuracy cannot be guaranteed. All features are approximate and subject to clarification by a detailed topographical survey, statutory service enquiries and confirmation of the legal boundaries.

The controlled version of this drawing should be viewed in DWF or PDF format not DWG or other formats. All prints of this drawing must be made in full colour.

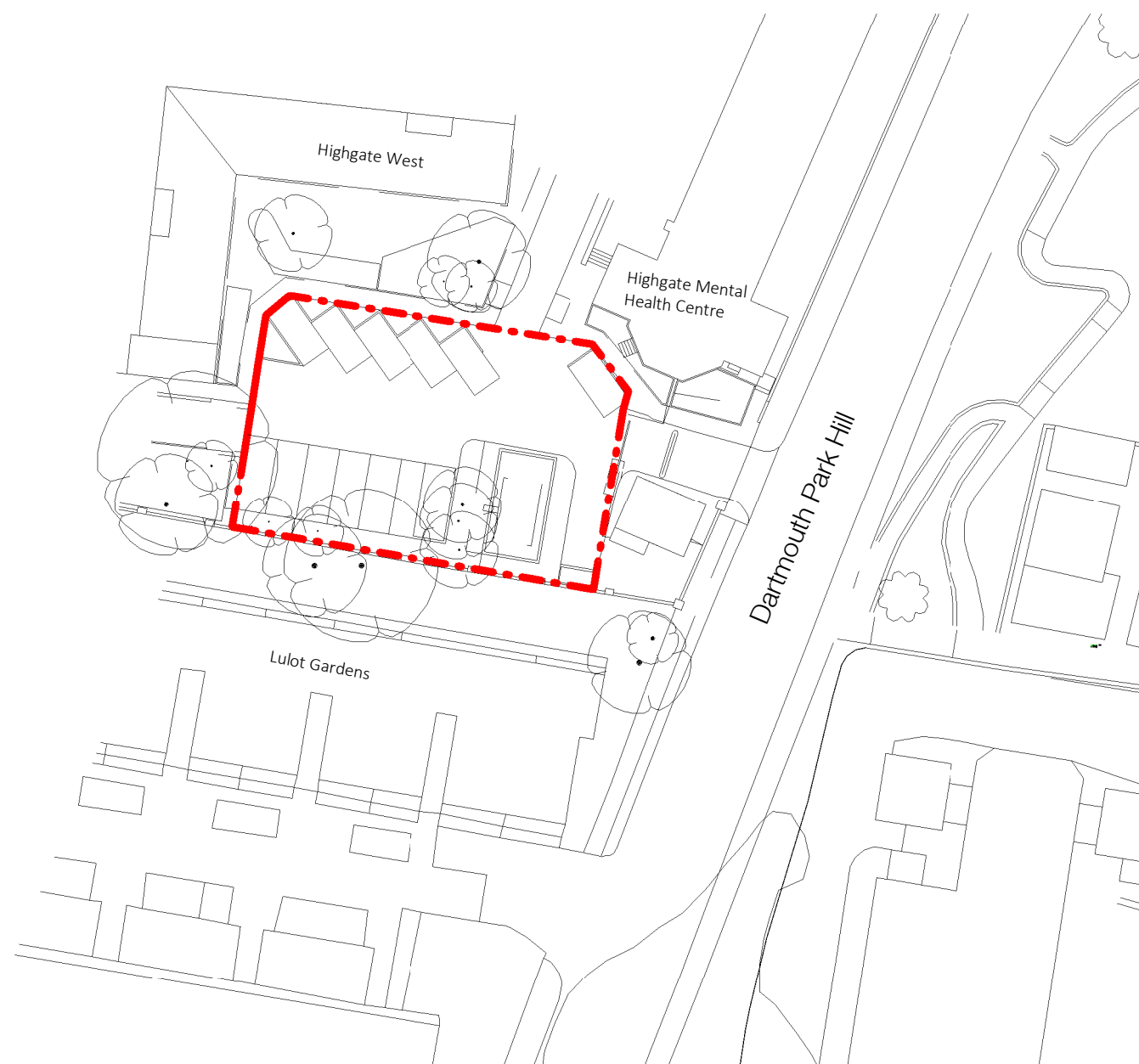
Where this drawing has been based upon Ordnance Survey data, it has been reproduced under the terms of Ryder Licence No. 10000144. Reproduction of this drawing in whole or in part is prohibited without the prior permission of Ordnance Survey.

Do not scale the drawing. Use figured dimensions in all cases. Check all dimensions on site. Report any discrepancies in writing to Ryder before proceeding.



Key

- - - Site Boundary



P04	Parking missing in existing plan	SPE	TRI	15/10/2021
P03	For Planning	IAH	TRI	27/08/2021
P02	Stage 4B Issue	SPE	BMC	30/09/2020
P01	First Issue	ZSA	CPE	27/08/2020

Rev.	Description	Drawn	Checked	Date
------	-------------	-------	---------	------

Amendment

Suitability

For Planning

Project

Camden & Islington NHS Foundation Trust
New Mental Health Inpatient Facility
Whittington Hospital

Drawing

Existing Substation Site Location Plan

Drawing No.

Project ID Originator Zone Level Type Role Number
CIOBC - RYD - 00 - ZZ - DR - A - 0410

Ryder Project No.

Scale at A3 Status Revision
10007:00 As D2 P04

indicated
info@ryderarchitecture.com
www.ryderarchitecture.com

