



Space House

Planning Condition Discharge Report

Conditions 3LBC a)

For Seaforth Land

September 2021

Document History

Rev	Date	Purpose of Issue	Author	Reviewer
A	20/09/21	Planning Condition Discharge	MPa	CW

Contents

- 1.0 Introduction
 - 1.1 Purpose of the Report
- 2.0 Planning Condition 3LBC a)
 - 2.1 Tower and Kingsway extension terrace railings
 - 2.2 Bridge-Link level 1 & 2 balcony balustrade
 - 2.3 Bridge-Link Level 3 terrace balustrade
 - 2.3 Car Park Ramp railings

1.0 Introduction

1.1 Purpose of the Report

This document has been prepared by Squire and Partners to provide support information for the discharge of Conditions 3LBC a) in relation to the approved development at Space House (refs: 2021/1058/P and 2021/1106/L).

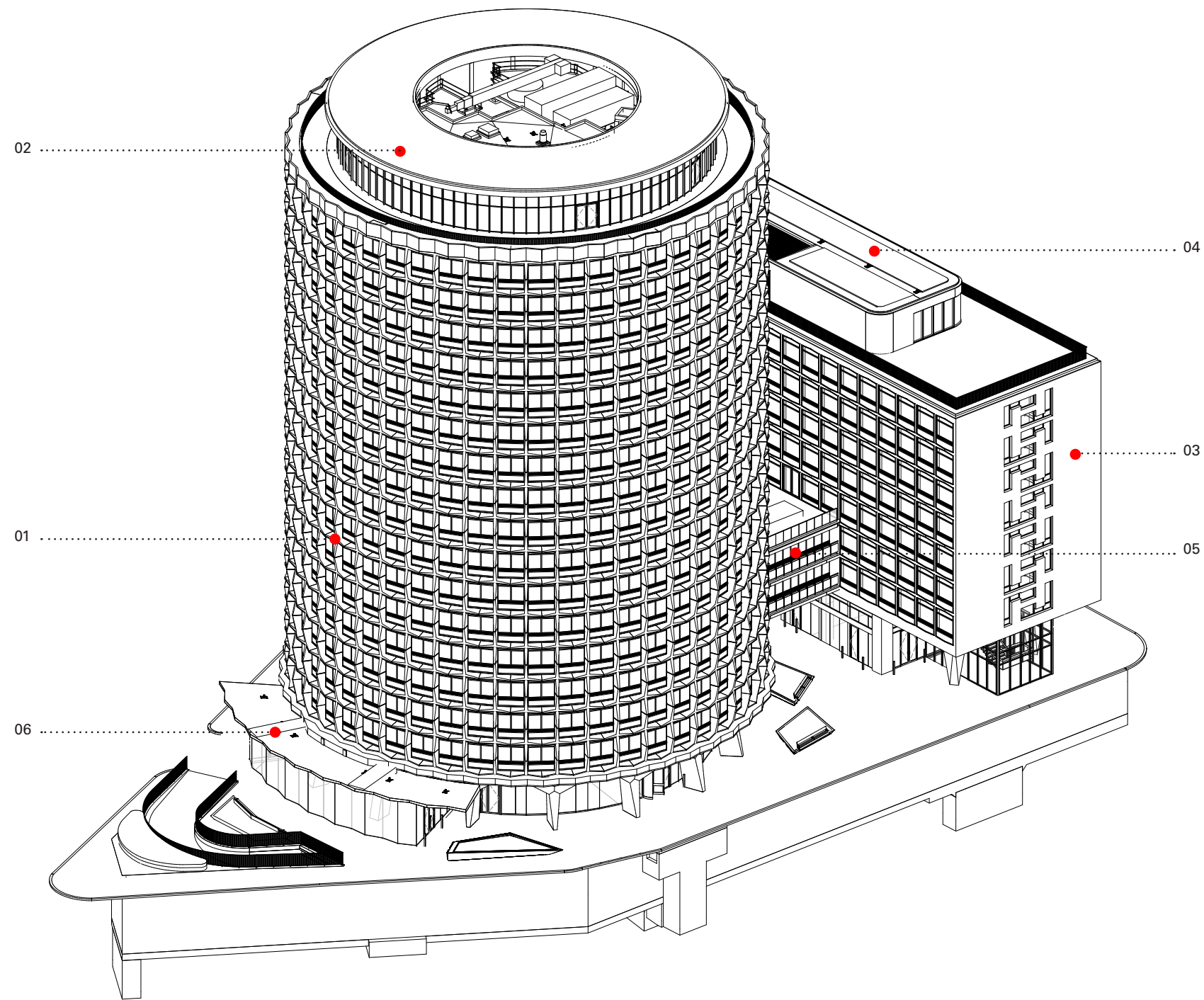


Fig. 1.0.1 Space House Axonometric

- Key:
- 01. Tower building
 - 02. Tower extension
 - 03. Kingsway building
 - 04. Kingsway extension
 - 05. Bridge-Link
 - 06. Western Canopy (Filling Station)

2.0 Planning Condition 3LBC a)

“Detailed drawings, or samples of materials as appropriate, in respect of the following, shall be submitted to and approved in writing by the local planning authority before the relevant part of the work is begun:

a) Details of new railings at a scale of 1:10, including materials, finish and method of fixing.

The relevant part of the works shall be carried out in accordance with the details thus approved and all approved samples shall be retained on site during the course of the works.”

2.1 Space House railings and balustrades

Location 01 - Tower extension terrace balustrade

Mild steel balustrade bars and handrails.

Location 02 - Kingsway extension terrace balustrade

Mild steel balustrade bars and handrails.

Location 03 - Bridge-Link level 1 & 2 balcony balustrade

New balustrade system to match the existing balustrade. Brushed stainless steel balustrade posts with clear glazed panel infills. Retained timber handrail.

Location 04 - Bridge-Link Level 3 terrace balustrade

Glazed balustrade system with aluminium base fixing. Clear glass panel infills with silicone vertical joints. Aluminium top cap.

Location 05 - Car Park Ramp railings

Brushed 316 stainless steel balustrade system.

All facing materials will be discharged under Planning Condition 3LBC e) at a later stage once relevant subcontractors have been appointed.

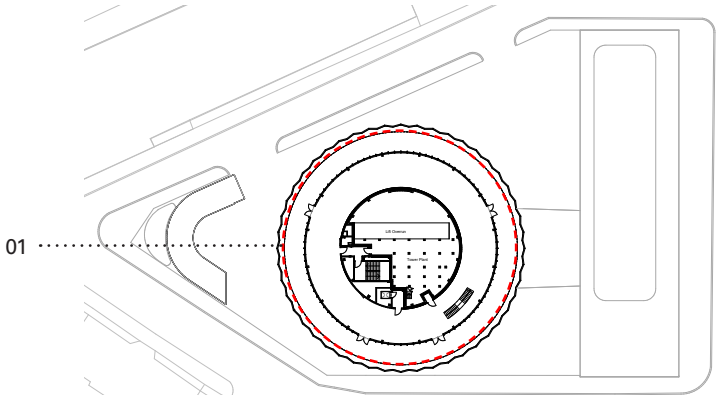


Fig. 2.0.1 Proposed Roof Plan

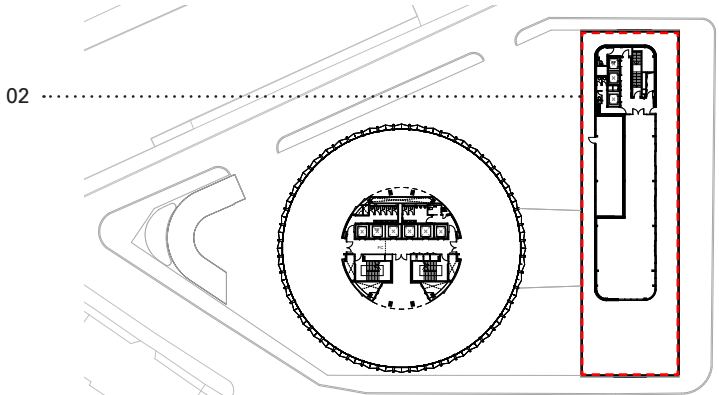


Fig. 2.0.2 Proposed Level 08 Plan

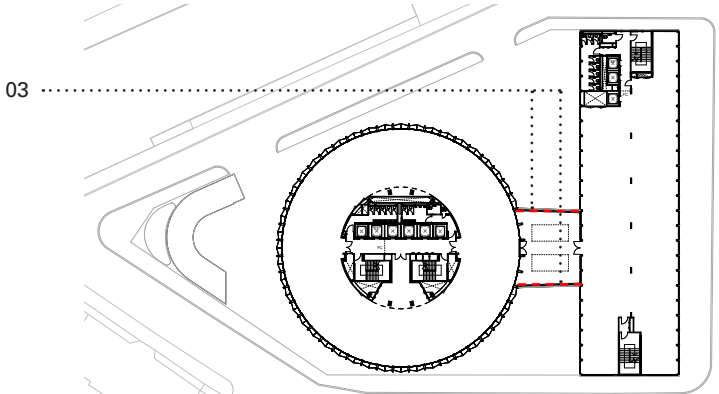


Fig. 2.0.3 Proposed Level 03 Plan

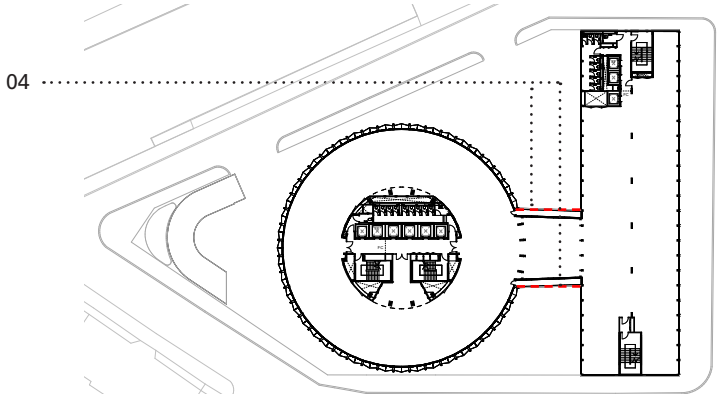


Fig. 2.0.4 Proposed Level 1 & 2 Plan

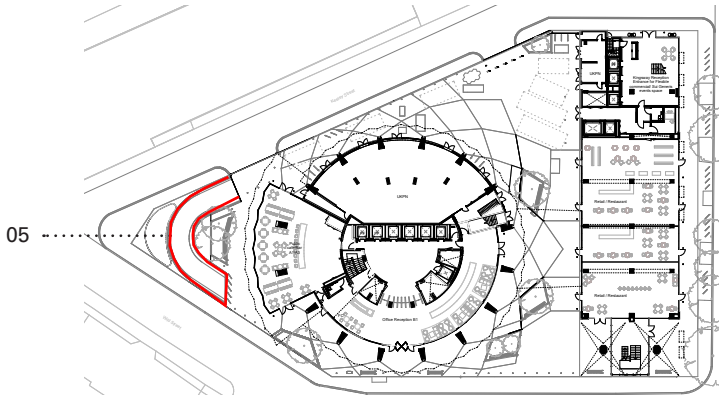


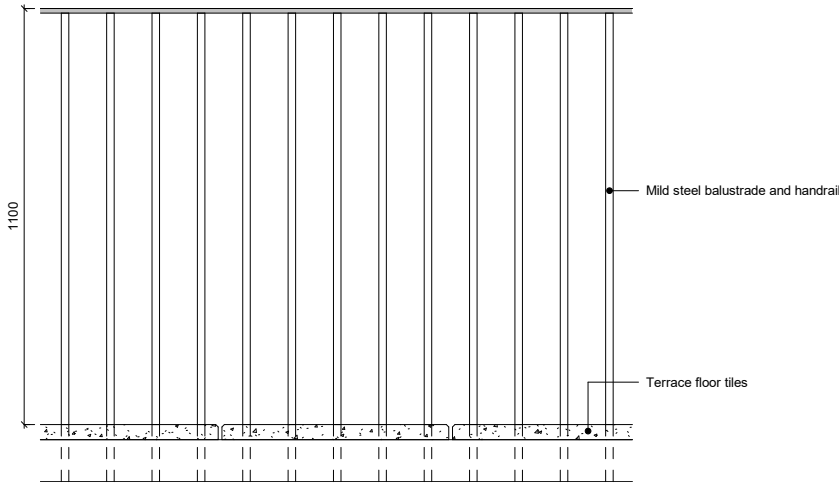
Fig. 2.0.5 Proposed Ground Floor Plan

Key:

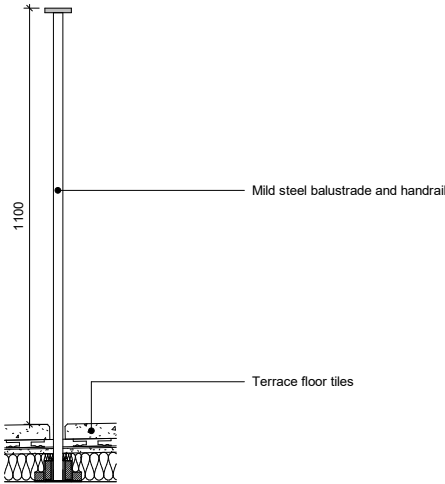
- 01. Tower terrace balustrade
- 02. Kingsway terrace balustrade
- 03. Bridge-Link terrace balustrade
- 04. Bridge-Link balconies balustrade
- 05. Car Park Ramp railings



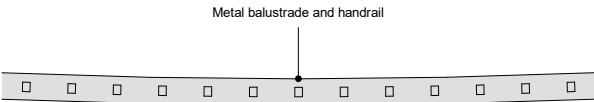
Precedent image - Locations 01 & 02



1 Tower Terrace - Balustrade Elevation
1 : 10



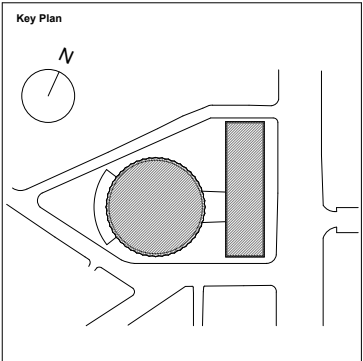
2 Tower Terrace - Balustrade Section
1 : 10



3 Tower Terrace - Balustrade Plan
1 : 10

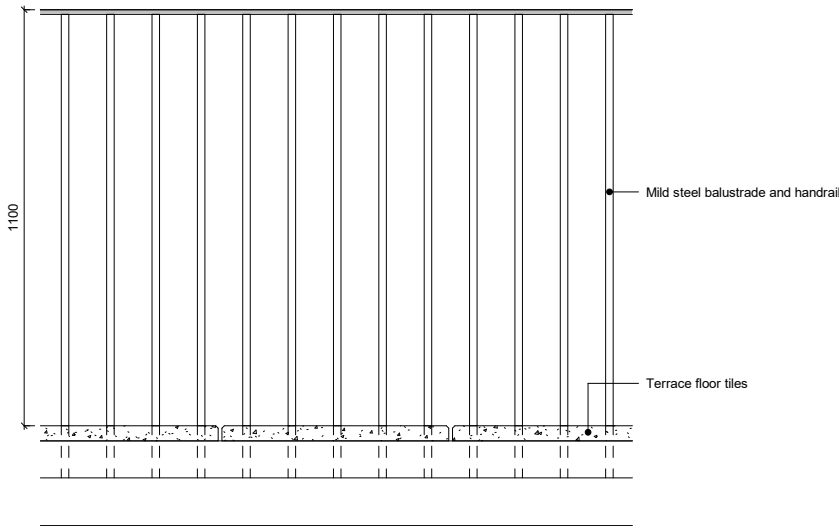
Do not scale from this drawing. All dimensions to be checked on site. All omissions and discrepancies to be reported to the Architect immediately

This work is copyright and shall not be reproduced or used for any other purpose without the written permission of Squire and Partners.

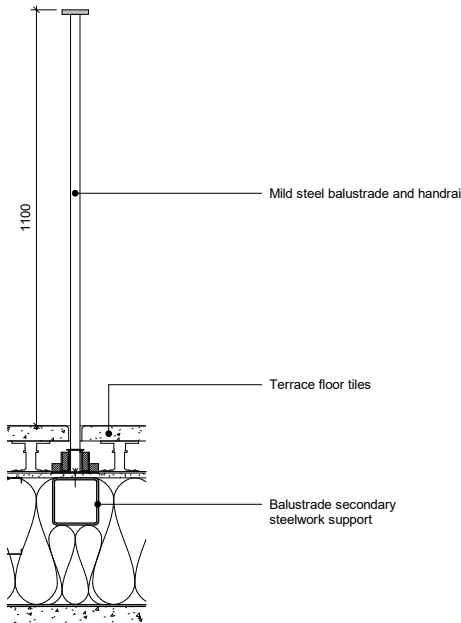


Scale 1:10
0 100 200 300 400 500

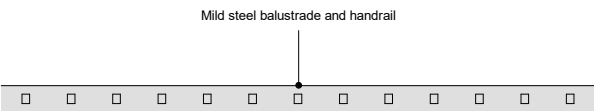
LOCATION 01



4 Kingsway Terrace - Balustrade Elevation
1 : 10



5 Kingsway Terrace - Balustrade Section
1 : 10



6 Kingsway Terrace - Balustrade Plan
1 : 10

Planning Condition Discharge	20/09/21	SQP	A
Description	Date	Dm/Chk	Rev

SQUIRE & PARTNERS

Squire and Partners LLP
The Department Store
248 Ferndale Road, London SW9 8FR
T: 020 7278 5555

info@squireandpartners.com
www.squireandpartners.com

Project

Space House
London
WC2

Title

Terrace Balustrades
Metal Balustrade Type
Location 01 & 02

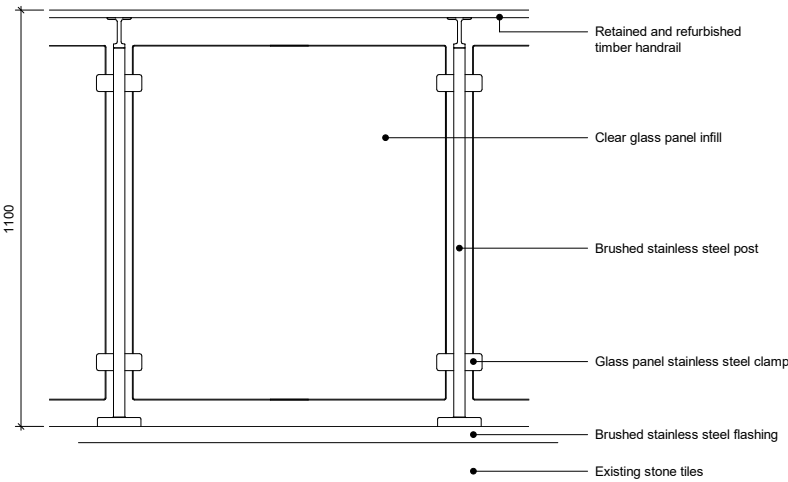
Status

Date	Scale @ ISO A1	Job Number
20/09/2021	1:10	18077
Drawing Number	Revision	
18077-SQP-ZZ-ZZ-DR-A-PL34401	A	

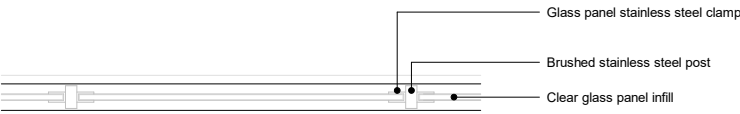
LOCATION 02



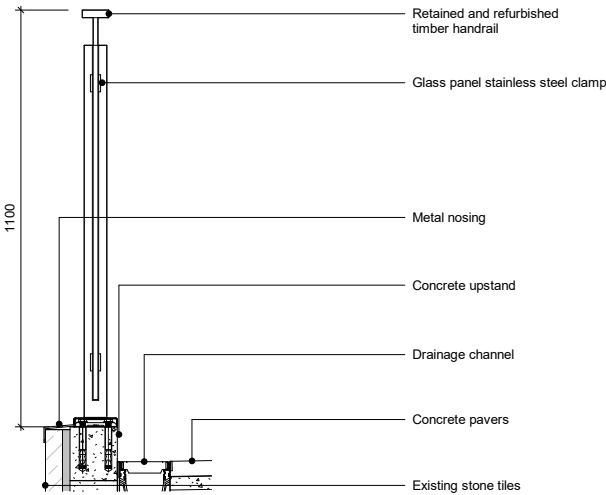
Precedent image - Location 03



4 Bridge Link Balconies - Balustrade Elevation
1 : 10



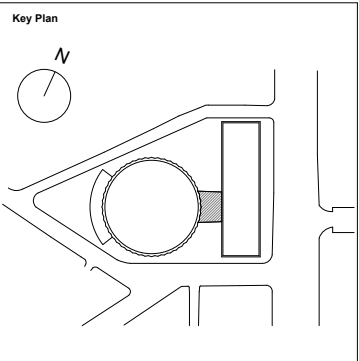
6 Bridge Link Balconies - Balustrade Plan
1 : 10



5 Bridge Link Balconies - Balustrade Section
1 : 10

Do not scale from this drawing. All dimensions to be checked on site. All omissions and discrepancies to be reported to the Architect immediately

This work is copyright and shall not be reproduced or used for any other purpose without the written permission of Squire and Partners.

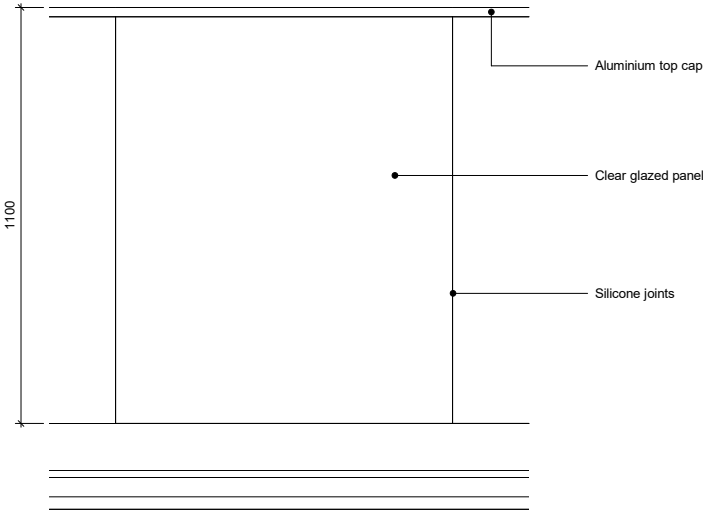


Scale 1:10
0 100 200 300 400 500

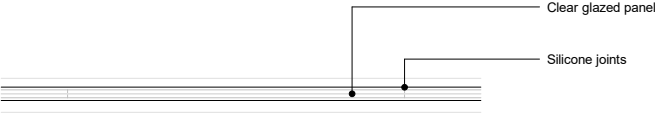
LOCATION 03



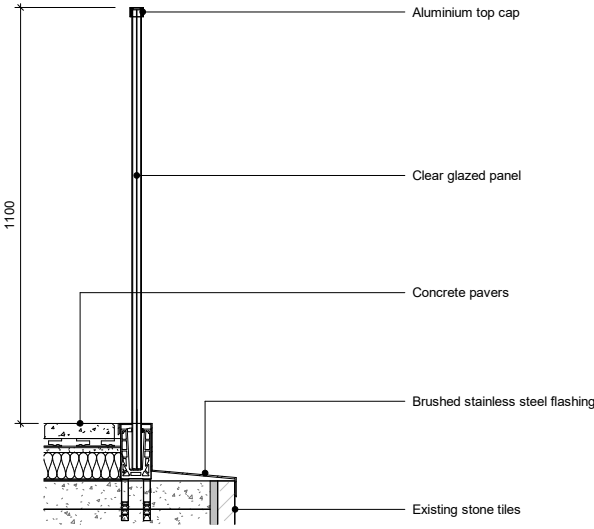
Precedent image - Location 04



1 Bridge Link Terrace - Balustrade Elevation
1 : 10



3 Bridge Link Terrace - Balustrade Plan
1 : 10



2 Bridge Link Terrace - Balustrade Section
1 : 10

Planning Condition Discharge	20/09/21	SQP	A
Description	Date	Dm/Chk	Rev


SQUIRE & PARTNERS

Squire and Partners LLP
The Department Store
248 Ferndale Road, London SW9 8FR
T: 020 7278 5555

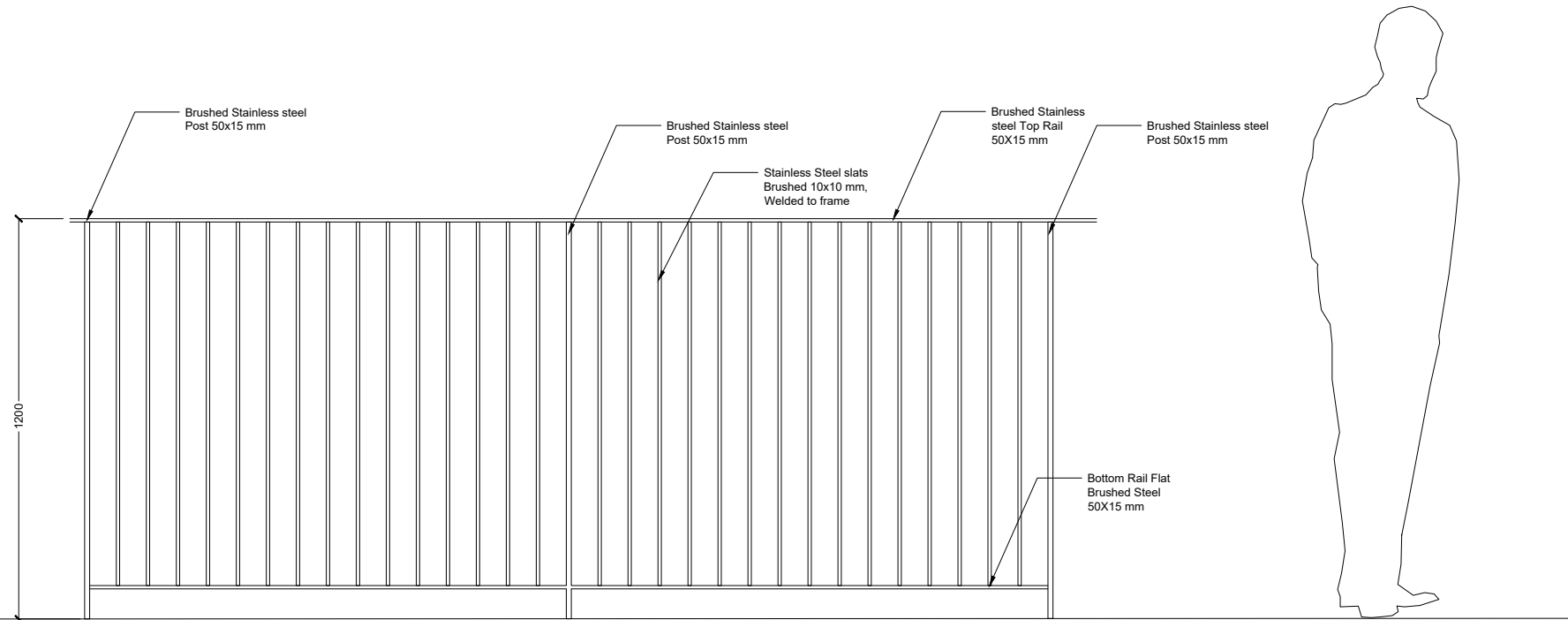
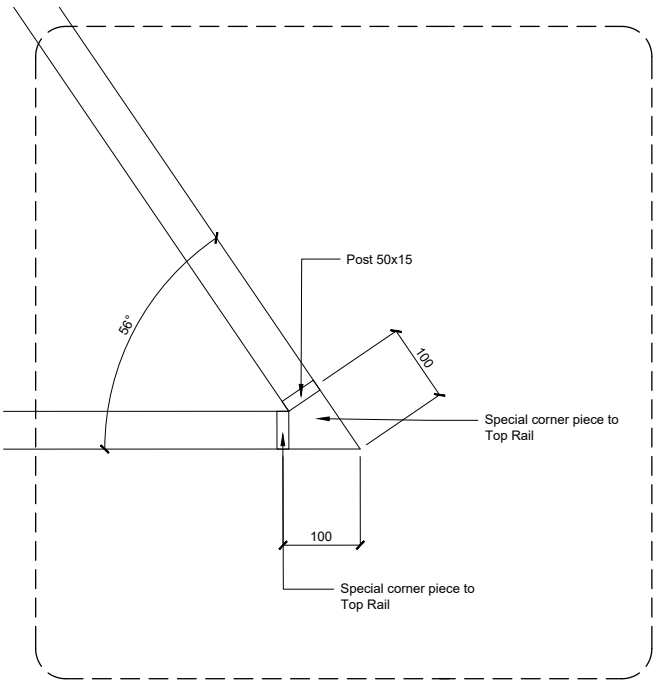
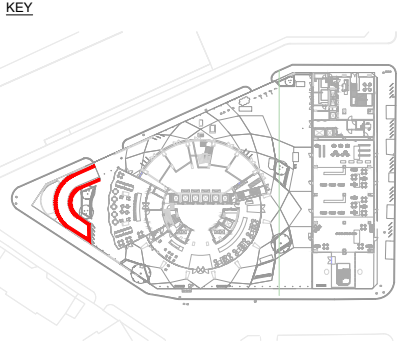
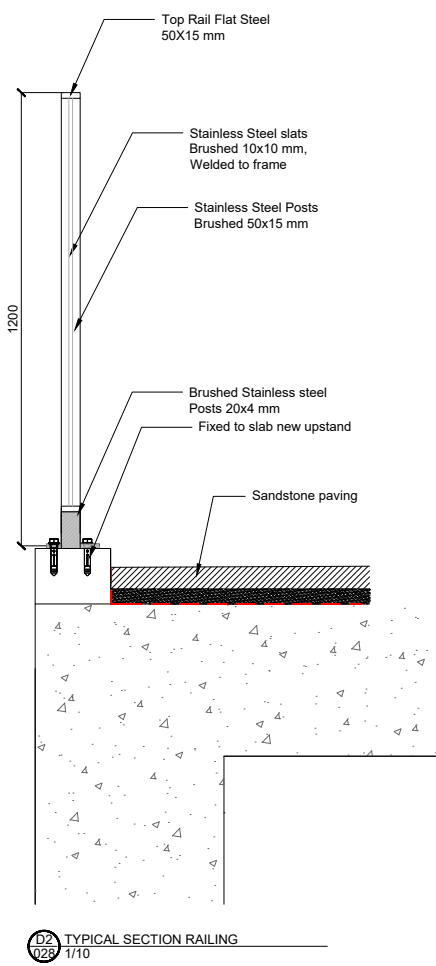
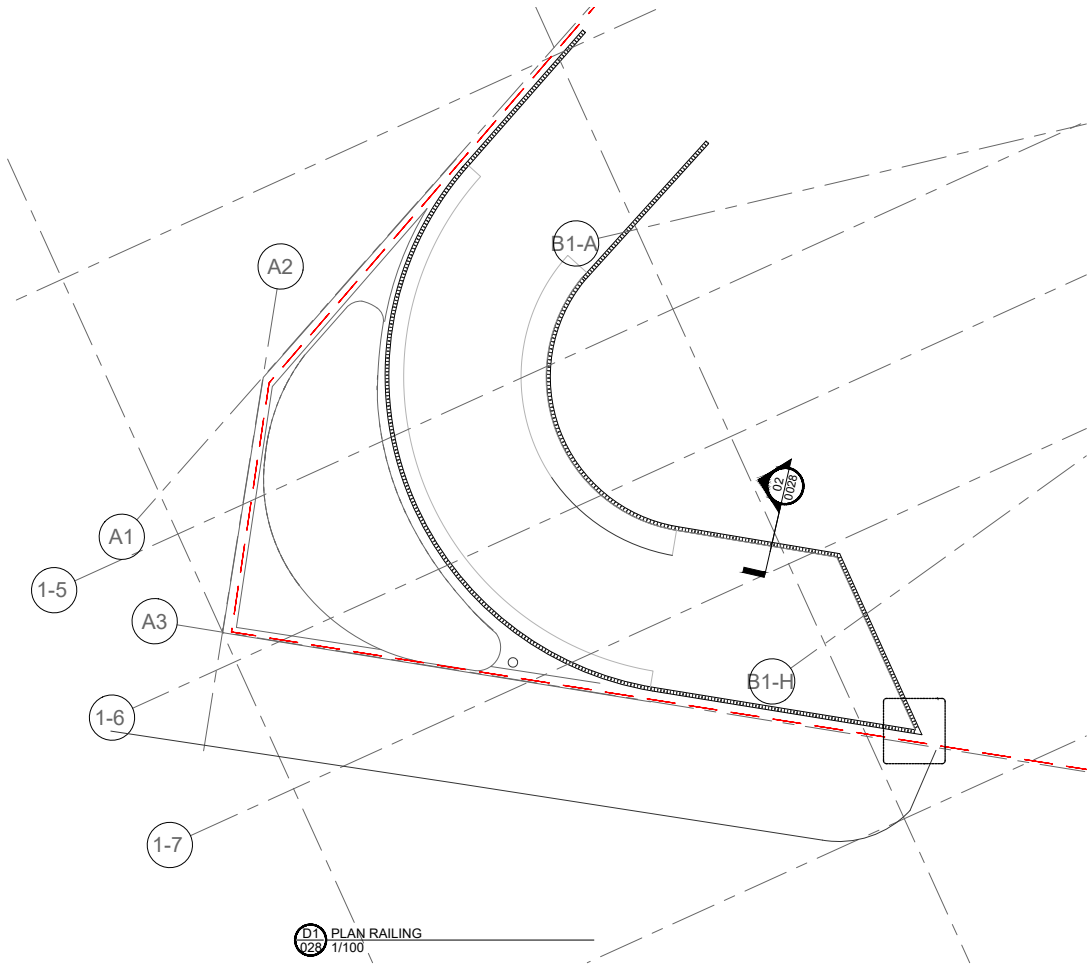
info@squireandpartners.com
www.squireandpartners.com

Project			
Space House			
London			
WC2			
Title			
Bridge Link Balustrades			
Glass Balustrade Details			
Location 03 & 04			
Status			
Date	Scale @ ISO A1	Job Number	
20/09/2021	1:10	18077	
Drawing Number		Revision	
18077-SQP-01-ZZ-DR-A-PL34402		A	

LOCATION 04



Precedent image - Location 05



KEY					
A	20/09/2021	GS	DoS	DoS	PLANNING CONDITION DISCHARGE
revision	date	by	chkd	appr	description

landscape architect
Gustafson Porter + Bowman
1 Cobham Mews
Agar Grove
London NW1 9SB
t +44 (0) 207 284 8950
e enquiries@gp-b.com
www.gp-b.com

architect SQUIRE & PARTNERS	engineer atelier ten
project manager AVISON YOUNG	specialist Pell Frischmann



project
Space House

drawing title
**Car Park Ramp Railings
Location 05**

drawing number
18077-GPB-ZZ-00-DR-L-04319

scale (@ A1) VAR.	date 20/09/2020	revision A
drawn by NK	checked by DoS	approved by DoS

Do not scale off this drawing. Use figured dimensions only. All dimensions and levels to be checked and confirmed on site. Gustafson Porter + Bowman does not accept responsibility for accuracy of survey information. Do not build from this drawing. This drawing is copyright.

Location 05

SQUIRE & PARTNERS

The Department Store, 248 Ferndale Road,
Brixton SW9 8FR
020 7278 5555 info@squireandpartners.com
www.squireandpartners.com