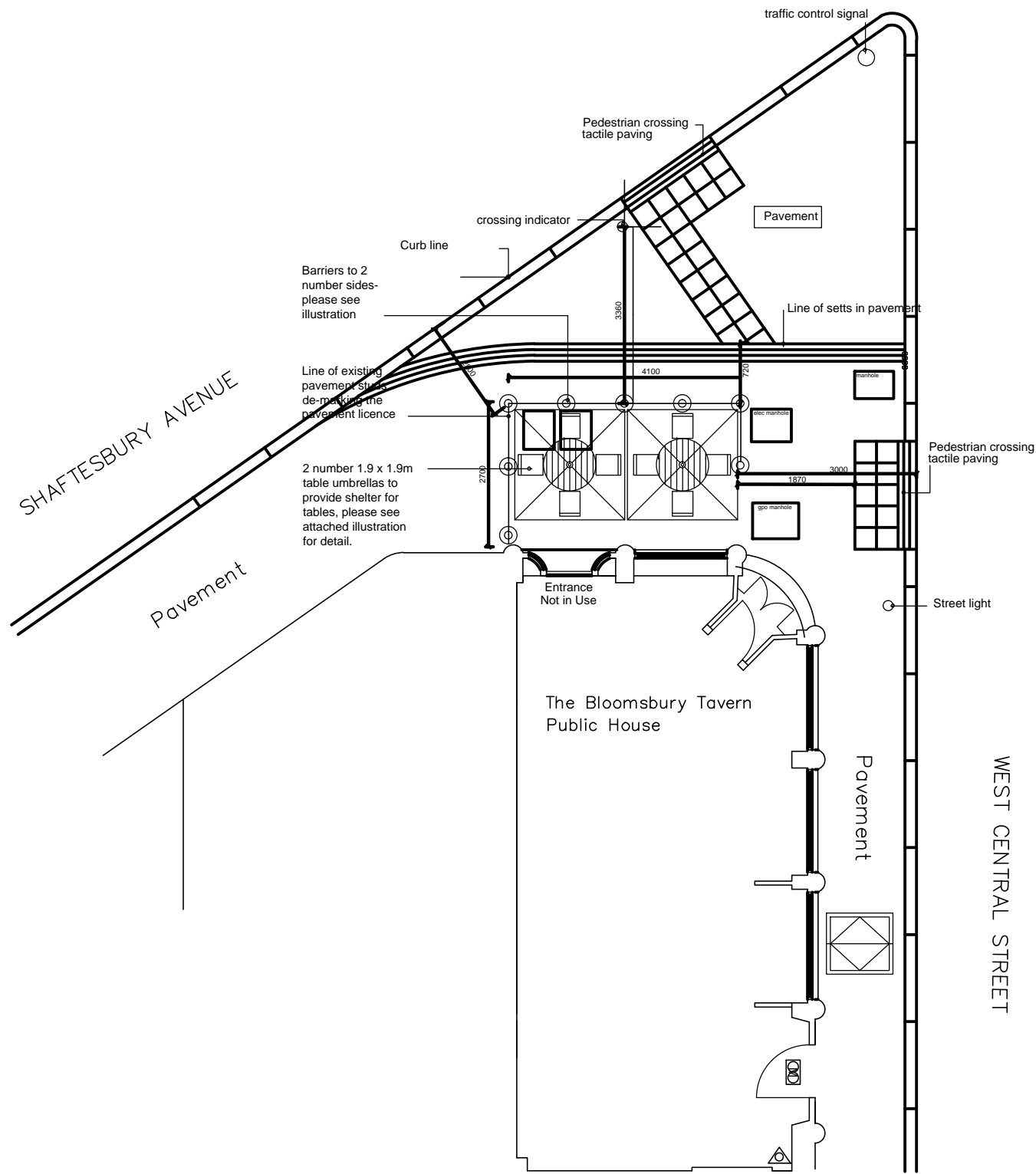
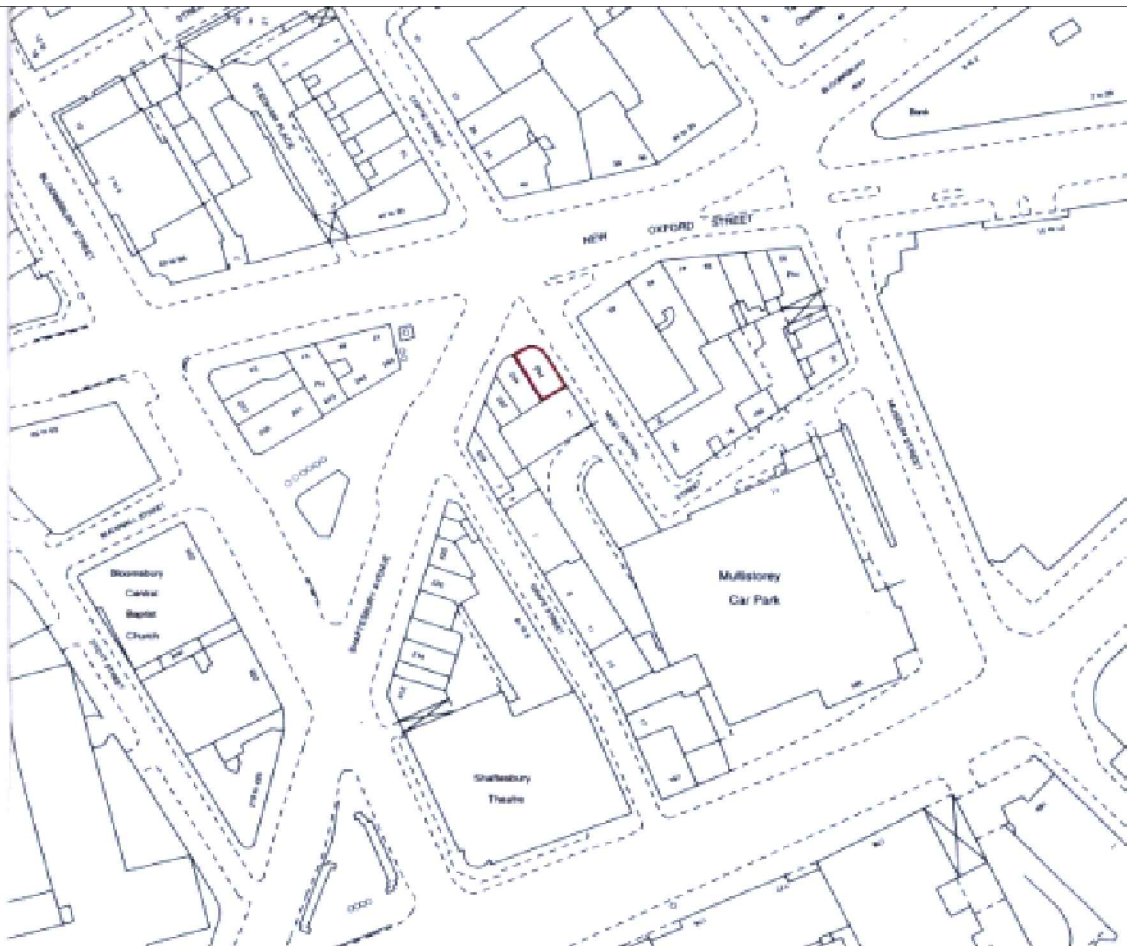


THIS DRAWING IS THE PROPERTY OF SHEPHERD NEAME LIMITED AND SHOULD NOT BE COPIED OR REPRODUCED WITHOUT THE WRITTEN CONSENT OF SHEPHERD NEAME LIMITED. ALL CRITICAL DIMENSIONS TO BE CHECKED PRIOR TO FABRICATION/ CONSTRUCTION, AND ANY DISCREPANCY REPORTED TO THE PROJECT MANAGER.
DO NOT SCALE FROM THIS DRAWING



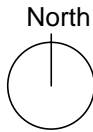
Part Plan 1:100 indicating position of the external tables and chairs at the Bloomsbury Tavern Public House,



Site Location Plan @ 1:1250

TABLE LICENSE AREA TO BE AS EXISTING STUDDED AREA - MINIMUM PAVEMENT WIDTH AT ANY POINT IS 1800mm

IT IS PROPOSED TO FURTHER DEMARK THE AREA BY THE USE OF REMOVABLE CANVAS BARRIERS TO TWO AND A HALF SIDES AS SHOWN



17 COURT STREET, FAVERSHAM, KENT, ME13 7AX
Telephone 01795 532206 Fax 01795 538907

PROJECT			
THE BLOOMSBURY TAVERN PH 236 SHAFTESBURY AVE. LONDON. WC2H 8EG			
DRAWING DESCRIPTION			
Application for Table License For use of Tables 2: Chairs 8, Umbrellas 2, Barriers 7			
SIZE	ISSUE/PROJECT STATUS	DWG NO.	REV
A3	For Approval	BT-21-01	
SCALE:	see drawing	DRAWN BY:	DATE: Oct 21