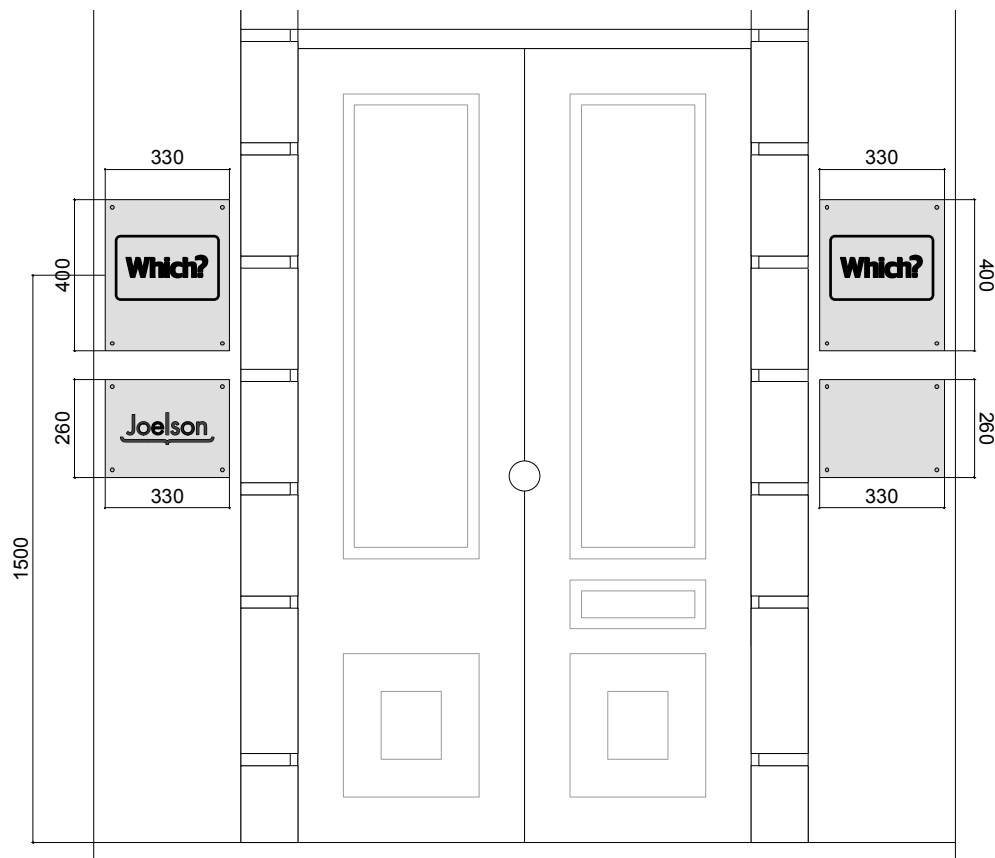




SIGNAGE SECTION DETAIL
SCALE 1:5 @ A4



SIGNAGE ELEVATION DETAIL
SCALE 1:20 @ A4

CEILING HEIGHT	
BEAM HEIGHT	
WINDOW HEIGHT	
SILL HEIGHT	
CEILING VOID	
FLOOR VOID	



CLIENT:
JOELSON LAW

SITE ADDRESS:
2 Marylebone Road
London
NW1 4DF

DRAWING TITLE:
Which? Building Signage Elevation

SCALE: 1:20@A4 DRAWN BY: EL CHECKED BY: TA DATE: 21.09.21

JOB NO.	TYPE	BLG	SERIES	FLOOR	REV.

DO NOT SCALE



© COPYRIGHT GROSVENOR
WORKSPACE SOLUTIONS LTD

