

GENERAL NOTES

CONTRACTOR TO IMMEDIATELY ADVISE THE CONTRACT ADMINISTRATOR & ARCHITECT OF ANY DISCREPANCIES BETWEEN THE EXISTING SURVEY DRAWINGS AND THE SITE SITUATION IF FOUND TO DIFFER. SHOULD A DISCREPANCY BE IDENTIFIED, THE CONTRACTOR IS TO REQUEST VERIFICATION FROM THE CONTRACT ADMINISTRATOR BY WAY OF INSTRUCTION PRIOR TO PROCEEDING WITH THE ASSOCIATED WORK OR ORDERING OF MATERIALS.

WHERE THERE IS A PERCEIVED DISCREPANCY BETWEEN THE ARCHITECTS' M & E / STRUCTURAL ENG. DRAWINGS, SPECIFICATIONS AND SCHEDULES, THOSE OF THE ARCHITECT ARE TO TAKE PRECEDENCE. THE CONTRACTOR IS TO SEEK CLARIFICATION FROM THE CONTRACT ADMINISTRATOR PRIOR TO UNDERTAKING THE WORKS OR ASSOCIATED WORKS.

THE CONTRACTOR IS RESPONSIBLE FOR CHECKING DIMENSIONS. ANY DISCREPANCY TO BE VERIFIED WITH THE ARCHITECTS BEFORE PROCEEDING WITH ANY WORKS.

DO NOT SCALE DRAWINGS.

FIGURED DIMENSIONS TO BE WORKED IN ALL CASES. ALL DIMS ARE IN mm UNLESS OTHERWISE STATED.

ALL SUPPLIED TIMBER AND TIMBER BASED PRODUCTS SHALL CARRY THE FOREST STEWARDSHIP COUNCIL'S (FSC) TRADEMARK OR OTHER LABEL FROM AN EQUIVALENT INTERNATIONALLY RECOGNISED, GLOBALLY APPLICABLE, INDEPENDENT CERTIFICATION SYSTEM FOR GOOD FOREST MANAGEMENT, ACCEPTABLE TO THE ARCHITECT. CHAIN OF CUSTODY DOCUMENTATION IS TO BE PROVIDED PRIOR TO ANY WORKS PROCEEDING AND IS TO BE AVAILABLE FOR INSPECTION ON REQUEST BY THE ARCHITECT (WHERE INDEPENDENTLY CERTIFIED TIMBER STOCKS ARE NOT AVAILABLE, TIMBER AND WOOD PRODUCTS MAY BE SOURCED FROM SUPPLIERS THAT HAVE ADOPTED A FORMAL ENVIRONMENTAL PURCHASING POLICY, AND CAN PROVIDE CREDIBLE EVIDENCE OF A COMMITMENT TO THAT POLICY).

THIS DRAWING IS TO BE READ IN CONJUNCTION WITH ALL RELEVANT ARCHITECTS', STRUCTURAL ENGINEERS', M&E ENGINEERS' AND OTHER CONTRACT DOCUMENTS.

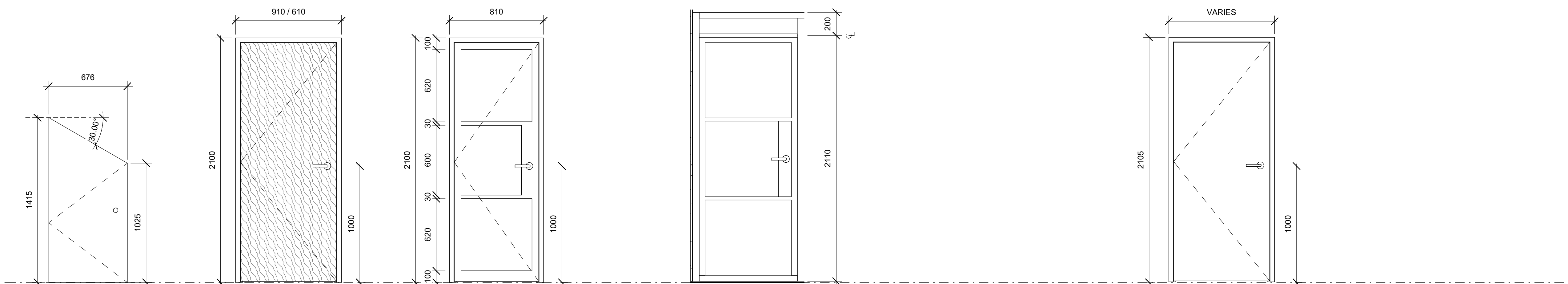
AT ALL STAGES CONSIDERATION HAS BEEN GIVEN TO PROJECT SPECIFIC HAZARD IDENTIFICATION. A FULL DESIGNERS RISK ASSESSMENT HAS BEEN COMPILED AND ISSUED TO ALL STAKEHOLDERS, INCLUDING THE PRINCIPAL DESIGNER AND PRINCIPAL CONTRACTOR, IF APPLICABLE. HOWEVER, IT SHOULD BE NOTED THAT ONLY SIGNIFICANT AND UNUSUAL RISK HAVE BEEN IDENTIFIED. THE PRINCIPAL CONTRACTOR MUST CARRY OUT THEIR OWN RISK ASSESSMENTS AS OTHER UNIDENTIFIED RISKS WILL EXIST.

WHERE RISKS HAVE BEEN IDENTIFIED, REFER TO THE LEGEND BELOW AND TO THE SPPARC DESIGNERS RISK ASSESSMENT.



SAFETY, HEALTH AND ENVIRONMENTAL INFORMATION

- FFHST01 - FALLS FROM HEIGHT
- FFHST02 - FALLS THROUGH FRAGILE MATERIAL
- FFHST03 - MOVING OBJECTS
- FFHST04 - FALLING OBJECTS
- FFHST05 - SLIPS AND TRIPS
- FFHST06 - LIVE SERVICES
- FFHST07 - NOISE / VIBRATIONS
- FFHST08 - MATERIALS HANDLING
- FFHST09 - INSTABILITY
- FFHST10 - DUST / FUMES
- FFHST11 - WORK IN CONFINED SPACES
- FFHST12 - COLLISION
- FFHST13 - EXHAUSTION
- FFHST14 - FIRE / OTHER EMERGENCY



TYPE 1

LOCATION: BASEMENT AND LEVEL 02 - BELOW STAIR CUPBOARD
TYPE: SOLID CORE DOOR
FINISH: PAINTED WHITE TO MATCH FARROW AND BALL 'ALL WHITE NO. 2005'
FIRE RATING: FD30S

TYPE 2

LOCATION: BASEMENT - WC
TYPE: SOLID CORE DOOR
FINISH: ASH VENEERED TIMBER DOOR WITH CLEAR SEALANT
FIRE RATING: FD30S

TYPE 3

LOCATION: BASEMENT - WC/SHOWER
TYPE: SOLID CORE DOOR PANELLED
FINISH: PAINTED WHITE TO MATCH FARROW AND BALL 'ALL WHITE NO. 2005'
FIRE RATING: FD30S

TYPE 4

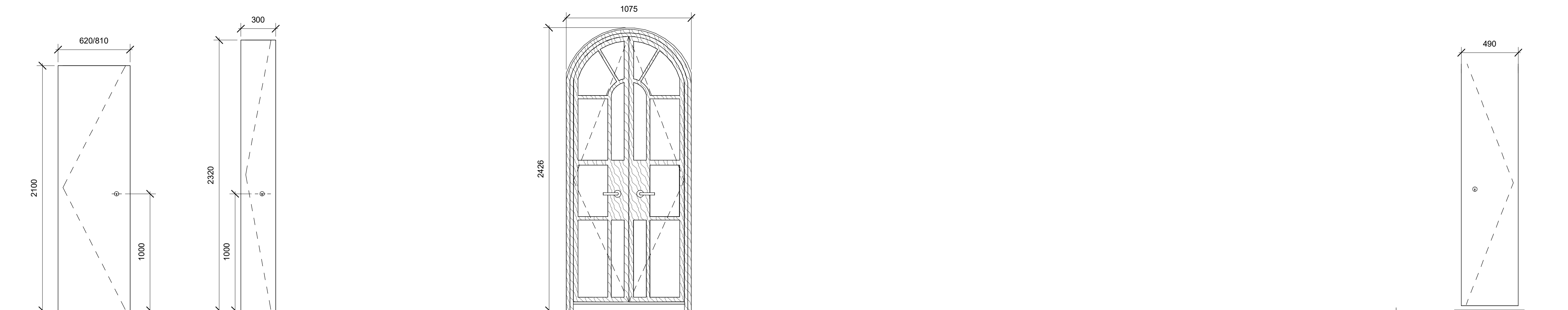
LOCATION: BASEMENT - REAR OFFICE
TYPE: SINGLE CRITTALL DOOR
FINISH: POWDER COATED RAL 9010 STEEL
CRITTALL DOOR WITH CLEAR GLASS
FIRE RATING: FD30S

TYPE 14

LOCATION: BASEMENT - FRONT OFFICE
TYPE: DOUBLE CRITTALL DOOR
FINISH: POWDER COATED RAL 9010 STEEL
CRITTALL DOOR WITH CLEAR GLASS
FIRE RATING: FD30S

TYPE 5

LOCATION: BASEMENT - COMMS AND STORE ROOM
TYPE: SOLID CORE DOOR
FINISH: PAINTED WHITE TO MATCH FARROW AND BALL 'ALL WHITE NO. 2005'
FIRE RATING: FD30S



TYPE 6

LOCATION: BASEMENT & LEVEL 01 - RISER AND STORE DOOR
TYPE: SOLID CORE DOOR
FINISH: PAINTED WHITE TO MATCH FARROW AND BALL 'ALL WHITE NO. 2005'
FIRE RATING: FD30S

TYPE 12

LOCATION: RISER DOOR
TYPE: DOOR CONCEALED IN JOINERY
FINISH: PAINTED WHITE TO MATCH FARROW AND BALL 'ALL WHITE NO. 2005'
FIRE RATING: FD30S

TYPE 12.1


LOCATION: RISER DOOR
TYPE: DOOR WITH CONCEALED FRAME & HINGE
FINISH: PAINTED - SEE DOOR SCHEDULE
FIRE RATING: FD30S

TYPE 10

LOCATION: EXTERNAL LEVEL 01 - STAIR LANDING TO EXTERNAL TERRACE
TYPE: EXTERNAL SOLID CORE DOOR WITH CLEAR GLAZED ELEMENTS
FINISH: PAINTED WHITE TO MATCH FARROW AND BALL 'ALL WHITE NO. 2005'
NOTE: CONCEALED AUTOMATIC OPENING SYSTEM IN EVENT OF FIRE LINKED TO AOV SYSTEM

TYPE 16

LOCATION: EXTERNAL - LEVEL 01 TERRACE
TYPE: ACCESS AND MAINTENANCE GATE
FINISH: OPENING ELEMENT OF TIMBER BALUSTRADE



VISUAL SCALE 1:20 @ A1

DATE	REV	COL	PL	ISSUED FOR PLANNING CONDITION 4 d)
07.09.21				

SPPARC

N°10 BAYLEY STREET
BEDFORD SQUARE
LONDON WC1B 3HB
T +44 (0) 20 7734 4100
F +44 (0) 20 7534 9930
W www.spparcstudio.com

Client
Skagen

Job Title
1808 - 30 Percy Street

Drawing Title
Proposed Door Elevations - Sheet 01

Drawing Number & Revision
1808-SPP-PL-31-XX-01-01

Scale	Date Amended	Amended By	Revision
1:20@A1	07.09.21	PL	C01
Checked TM	Date Created 20.08.21	Drawn By PL	SUITABILITY S4