

NOTES

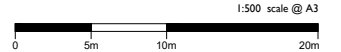
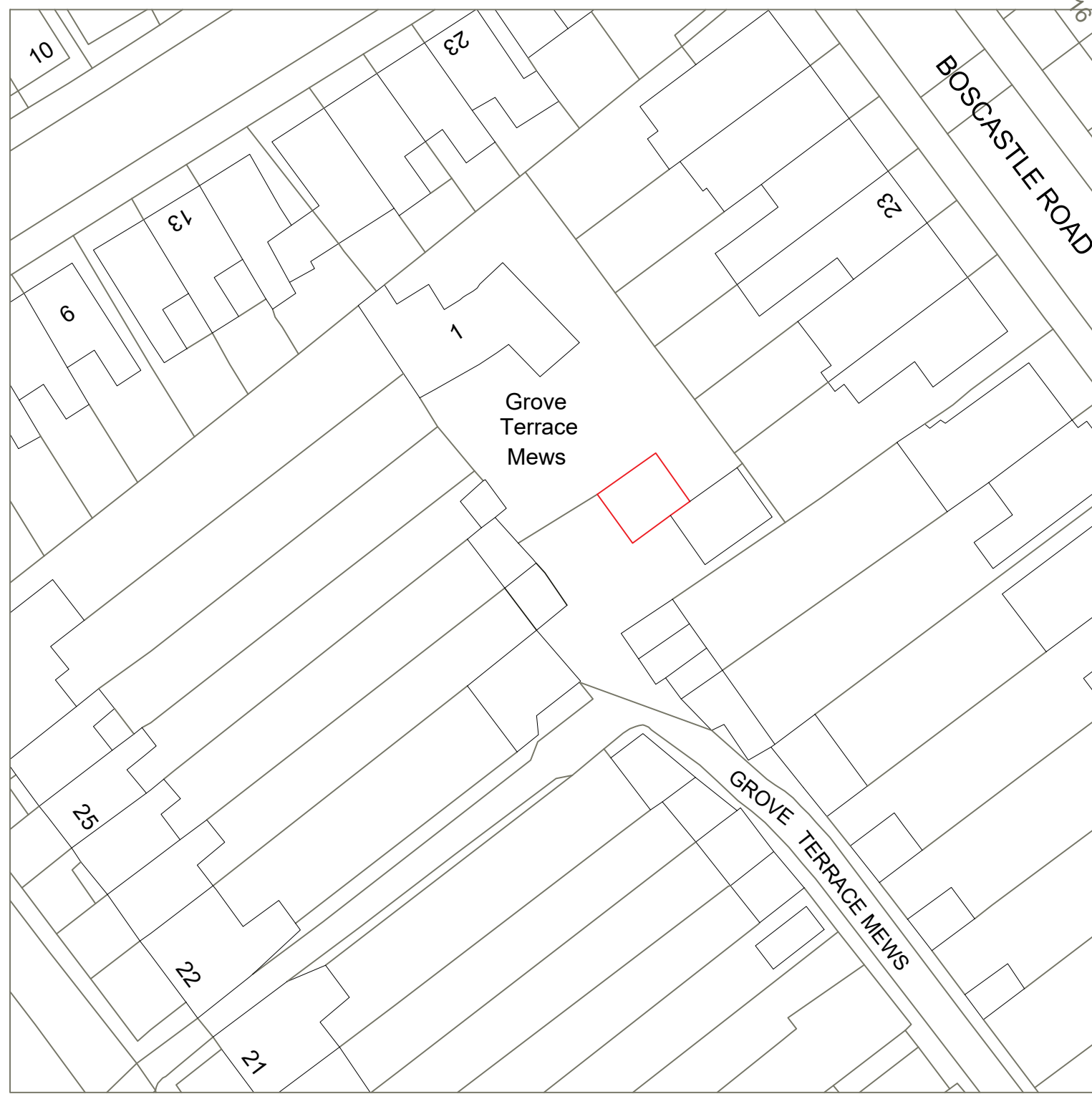
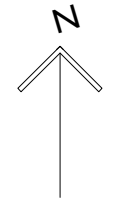
DO NOT SCALE FROM THIS DRAWING

PLANNING

NOTE:

This drawing is submitted as part of a planning, listed building or conservation area consent application and is not intended for any other purpose.

All plans, sections & elevations are based on measured readings and any scaled dimension should not be relied upon to give an accurate measurement.



Martin Evans
Architects ©

49 Stoneleigh Terrace
London N19 5TZ
tel 020 7729 2474

JOB
Grove Terrace Mews 1
London NW5 1TJ

TITLE
Location Plan

DATE	01.10.2021
SCALE	1:500 @ A3
DRAWN	A.L.

DRAWING NO. GRO_PL_EX_00