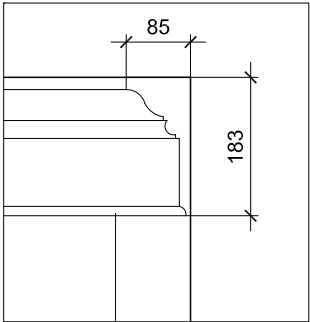


THIS DRAWING IS FOR AESTHETIC DESIGN INFORMATION PURPOSES ONLY & DOES NOT CONTAIN ANY INFORMATION FOR CONSTRUCTION, PERMITS OR COMPLIANCE TO BUILDING REGULATIONS.

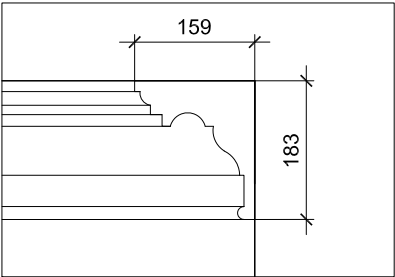
REFER TO DRAWINGS OF EXECUTIVE ARCHITECT OR DESIGN & BUILD CONTRACTOR FOR ALL INFORMATION.

DO NOT SCALE OFF THIS DRAWING EXCEPT FOR PLANNING PURPOSES. USE FIGURED DIMENSIONS ONLY OR CONSULT THE ARCHITECT. ALL DIMENSIONS TO BE CHECKED ON SITE BY CONTRACTOR & EXECUTIVE ARCHITECT. ARCHITECT TO BE INFORMED OF ANY VARIATIONS THAT MAY OCCUR BEFORE COMMENCEMENT OF WORK.

Plaster elements

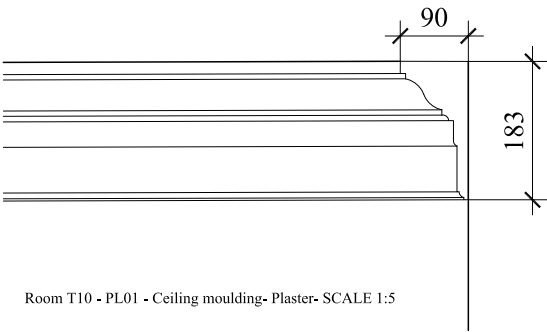


Room T07 - PL01 - Ceiling moulding- Plaster- SCALE 1:5



Room T01 - PL01 - Ceiling moulding- Plaster- SCALE 1:5

Plaster elements



Room T10 - PL01 - Ceiling moulding- Plaster- SCALE 1:5

PLANNING ISSUE

REV.	DATE	DESCRIPTION
36-37 CHESTER TERRACE LONDON		
THIRD FLOOR CORNICE & SKIRTING DETAILS		
DRNG No PL-59	SCALE 1/5/1:20 @ A3	DATE AUG 2020



5 ST. JAMES'S SQUARE
LONDON SW1Y 4JU
T 020 7451 0955 mail@stanhopegate.co.uk
www.stanhopegatearchitecture.com