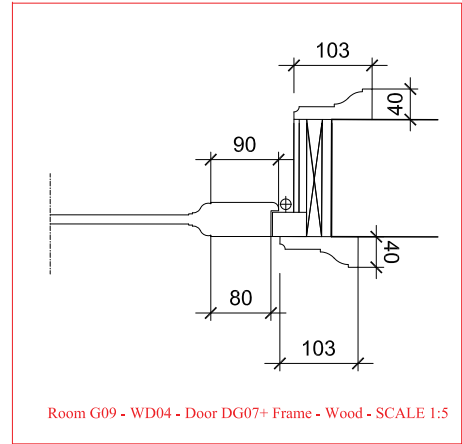
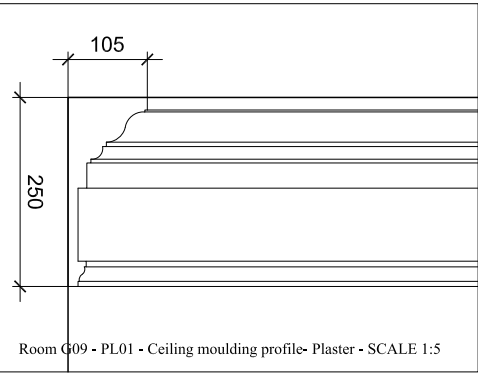
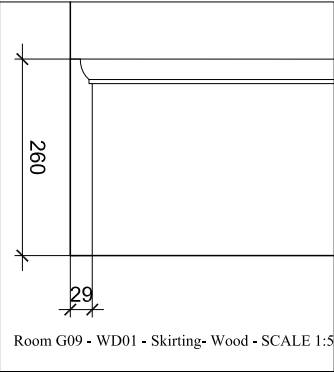


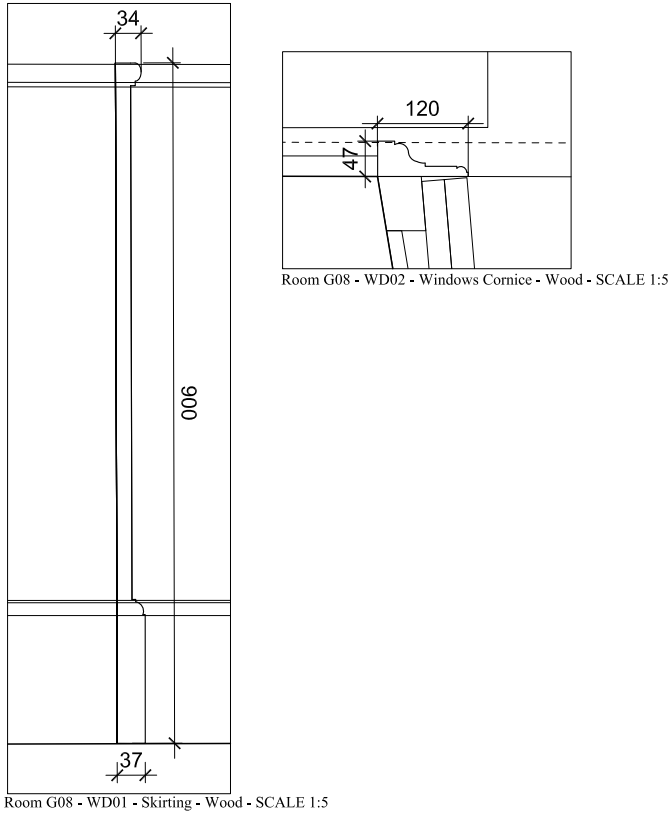
Plaster elements



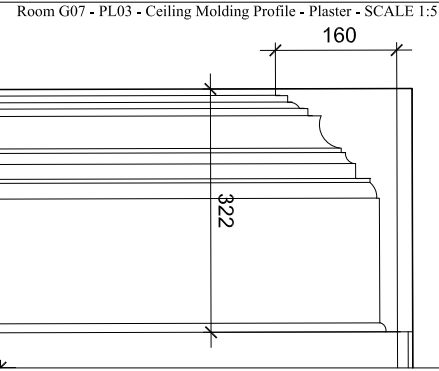
Wooden elements



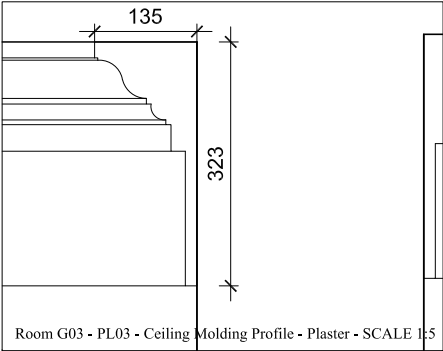
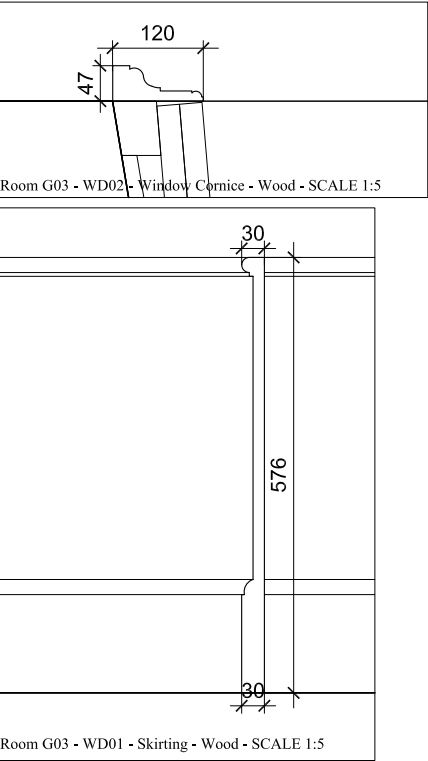
Wooden elements



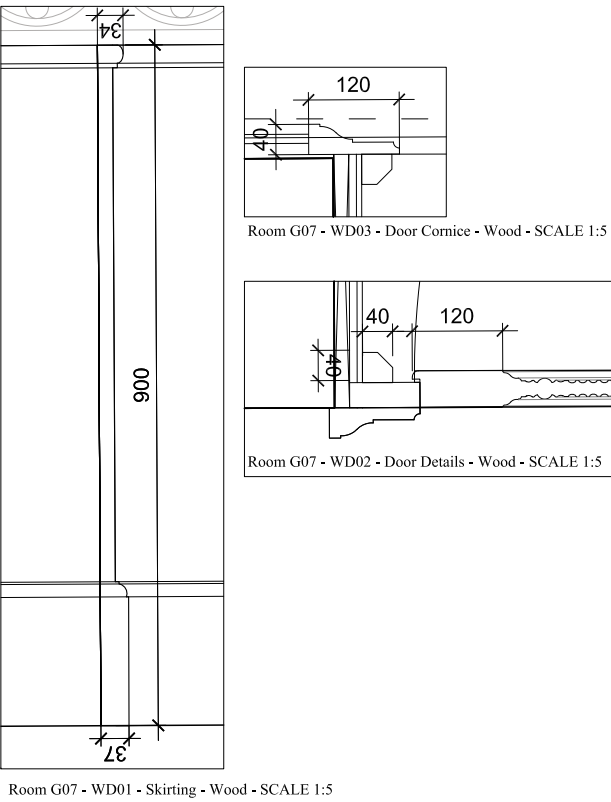
Plaster elements



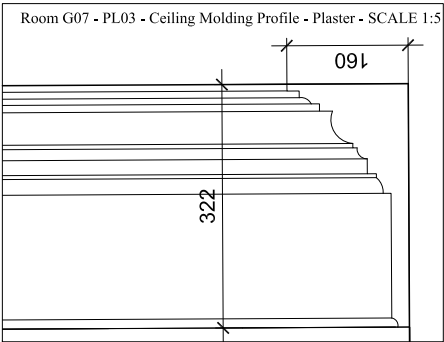
Woodden elements



Wooden elements



Plaster elements



COPYRIGHT 2020 STANHOPE GATE ARCHITECTURE

THIS DRAWING IS FOR AESTHETIC DESIGN INFORMATION PURPOSES ONLY & DOES NOT CONTAIN ANY INFORMATION FOR CONSTRUCTION, PERMITS OR COMPLIANCE TO BUILDING REGULATIONS.

REFER TO DRAWINGS OF EXECUTIVE ARCHITECT OR DESIGN & BUILD CONTRACTOR FOR ALL INFORMATION.

DO NOT SCALE OFF THIS DRAWING EXCEPT FOR PLANNING PURPOSES. USE FIGURED DIMENSIONS ONLY OR CONSULT THE ARCHITECT. ALL DIMENSIONS TO BE CHECKED ON SITE BY CONTRACTOR & EXECUTIVE ARCHITECT. ARCHITECT TO BE INFORMED OF ANY VARIATIONS THAT MAY OCCUR BEFORE COMMENCEMENT OF WORK.

PLANNING ISSUE

REV	DATE	DESCRIPTION
-----	------	-------------

36-37 CHESTER TERRACE
LONDON

GROUND FLOOR
CORNICE & SKIRTING DETAILS

DRNG No	SCALE	DATE
PL-55	1/5/1/20 @ A3	AUG 2020



5 ST. JAMES'S SQUARE
LONDON SW1Y 4JU
T 020 7451 0955 mail@stanhopegate.co.uk
www.stanhopegatearchitecture.com