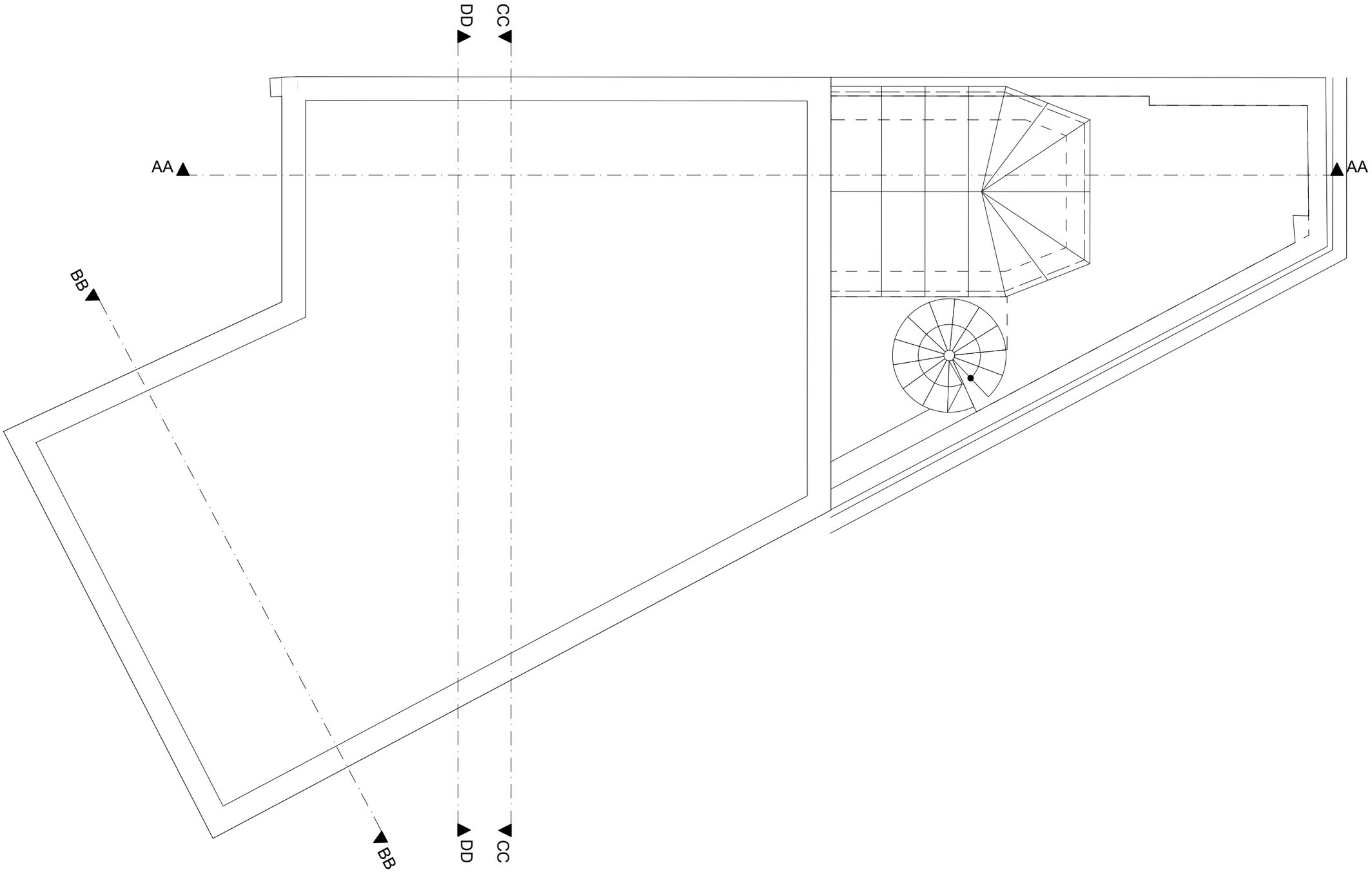

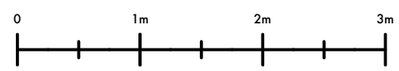

General Notes

The data contained in this document includes proprietary rights of Mæ. Any party in receipt of the document shall receive and hold the same in confidence and agrees not to duplicate or otherwise reproduce the document in whole or in part, nor disclose the contents of the same without the written consent of Mæ.

Notes:
1. Measurements are based on metric system.
2. All levels are in meters to Ordnance Datum Newlyn (ODN) unless noted otherwise.
3. Do not scale off the drawing and CAD file.
4. All shown figure dimensions are to be followed.
5. Do not use for construction unless expressly permitted.
6. This drawing shows design intent only.
7. Contractor should verify all conditions, levels and dimensions on site and notify contract administrator of any variations from dimensions before construction and/or fabrication.
8. Any discrepancies on this drawing should be reported to Mæ before proceeding to fabrication.
9. Drawings to be read in conjunction with all relevant documents, which include but are not exhaustive - MEP, Structures, shop/fabrication drawings and CDM documents.
10. This drawing may contain colour data. Please refer to original electronic document.
11. These are architectural drawings only. Refer to consultant drawings for further information.
12. Existing buildings to be measured on site and confirmed by contractor.
13. Also refer to accompanying Mæ Schedules and drawings.

Revision	Date	Description

Key Plan

OLIVER PARTINGTON

12C Peckham Hill St · London · SE15 6BN
+44 (0)7950007464
olirobertpartington@gmail.com

CLIENT
Denise Spreag & Phil Peters

PROJECT NAME
Belsize Park Mews

PROJECT NO.
005

STAGE
4

DRAWING NAME
Existing Second Floor

SCALE
1:50 @ A3

DATE
06/10/2020

DRAWN BY
OP

CHECKED BY

REV / STATUS
TENDER FOR INFORMATION

DRAWING NO.
04-02

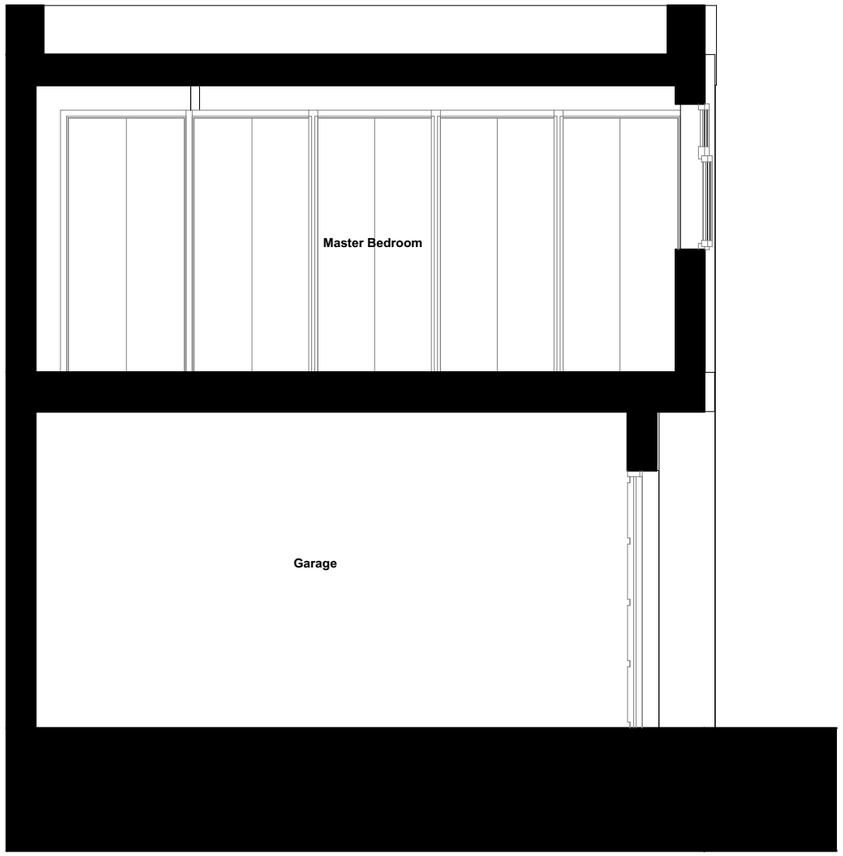

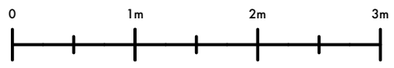

General Notes

The data contained in this document includes proprietary rights of Mæ. Any party in receipt of the document shall receive and hold the same in confidence and agrees not to duplicate or otherwise reproduce the document in whole or in part, nor disclose the contents of the same without the written consent of Mæ.

Notes:
1. Measurements are based on metric system.
2. All levels are in meters to Ordnance Datum Newlyn (ODN) unless noted otherwise.
3. Do not scale off the drawing and CAD file.
4. All shown figure dimensions are to be followed.
5. Do not use for construction unless expressly permitted.
6. This drawing shows design intent only.
7. Contractor should verify all conditions, levels and dimensions on site and notify contract administrator of any variations from dimensions before construction and/or fabrication.
8. Any discrepancies on this drawing should be reported to Mæ before proceeding to fabrication.
9. Drawings to be read in conjunction with all relevant documents, which include but are not exhaustive - MEP, Structures, shop/fabrication drawings and CDM documents.
10. This drawing may contain colour data. Please refer to original electronic document.
11. These are architectural drawings only. Refer to consultant drawings for further information.
12. Existing buildings to be measured on site and confirmed by contractor.
13. Also refer to accompanying Mæ Schedules and drawings.

Revision	Date	Description

Key Plan

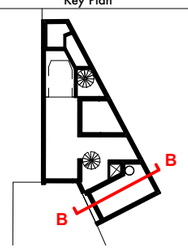

OLIVER PARTINGTON

12C Peckham Hill St · London · SE15 6BN
+44 (0)7950007464
olirobertpartington@gmail.com

CLIENT
Denise Spreag & Phil Peters

PROJECT NAME
Belsize Park Mews

PROJECT NO.
005

STAGE
4

DRAWING NAME
Existing Section BB

SCALE
1:50 @ A3

DATE
06/10/2020

DRAWN BY
OP

CHECKED BY

REV / STATUS
TENDER FOR INFORMATION

DRAWING NO.
04-11

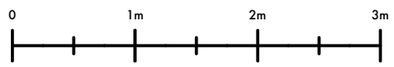

General Notes

The data contained in this document includes proprietary rights of Mæ. Any party in receipt of the document shall receive and hold the same in confidence and agrees not to duplicate or otherwise reproduce the document in whole or in part, nor disclose the contents of the same without the written consent of Mæ.

Notes:
1. Measurements are based on metric system.
2. All levels are in meters to Ordnance Datum Newlyn (ODN) unless noted otherwise.
3. Do not scale off the drawing and CAD file.
4. All shown figure dimensions are to be followed.
5. Do not use for construction unless expressly permitted.
6. This drawing shows design intent only.
7. Contractor should verify all conditions, levels and dimensions on site and notify contract administrator of any variations from dimensions before construction and/or fabrication.
8. Any discrepancies on this drawing should be reported to Mæ before proceeding to fabrication.
9. Drawings to be read in conjunction with all relevant documents, which include but are not exhaustive - MEP, Structures, shop/fabrication drawings and CDM documents.
10. This drawing may contain colour data. Please refer to original electronic document.
11. These are architectural drawings only. Refer to consultant drawings for further information.
12. Existing buildings to be measured on site and confirmed by contractor.
13. Also refer to accompanying Mæ Schedules and drawings.

Revision	Date	Description

Key Plan

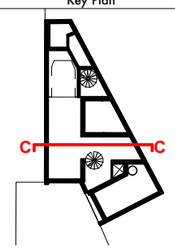

OLIVER PARTINGTON

12C Peckham Hill St · London · SE15 6BN
+44 (0)7950007464
olirobertpartington@gmail.com

CLIENT
Denise Spreag & Phil Peters

PROJECT NAME
Belsize Park Mews

PROJECT NO.
005

STAGE
4

DRAWING NAME
Existing Section CC

SCALE
1:50 @ A3

DATE
06/10/2020

DRAWN BY
OP

CHECKED BY

REV / STATUS
TENDER FOR INFORMATION

DRAWING NO.
04-12

Front Elevation 1:50

Rear Elevation 1:50

0 1m 2m 3m

General Notes

The data contained in this document includes proprietary rights of Mæ. Any party in receipt of the document shall receive and hold the same in confidence and agrees not to duplicate or otherwise reproduce the document in whole or in part, nor disclose the contents of the same without the written consent of Mæ.

Notes:
1. Measurements are based on metric system.
2. All levels are in meters to Ordnance Datum Newlyn (ODN) unless noted otherwise.
3. Do not scale off the drawing and CAD file.
4. All shown figure dimensions are to be followed.
5. Do not use for construction unless expressly permitted.
6. This drawing shows design intent only.
7. Contractor should verify all conditions, levels and dimensions on site and notify contract administrator of any variations from dimensions before construction and/or fabrication.
8. Any discrepancies on this drawing should be reported to Mæ before proceeding to fabrication.
9. Drawings to be read in conjunction with all relevant documents, which include but are not exhaustive - MEP, Structures, shop/fabrication drawings and CDM documents.
10. This drawing may contain colour data. Please refer to original electronic document.
11. These are architectural drawings only. Refer to consultant drawings for further information.
12. Existing buildings to be measured on site and confirmed by contractor.
13. Also refer to accompanying Mæ Schedules and drawings.

Revision	Date	Description

Key Plan

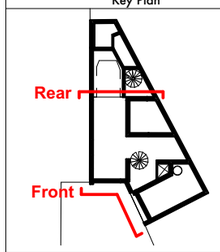

OLIVER PARTINGTON

12C Peckham Hill St · London · SE15 6BN
+44 (0)7950007464
olirobertpartington@gmail.com

CLIENT
Denise Spreag & Phil Peters

PROJECT NAME
Belsize Park Mews

PROJECT NO. 005
STAGE 4

DRAWING NAME
Existing Elevations

SCALE 1:50 @ A3
DATE 06/10/2020

DRAWN BY OP
CHECKED BY
REV / STATUS **TENDER** FOR INFORMATION

DRAWING NO. **04-20**

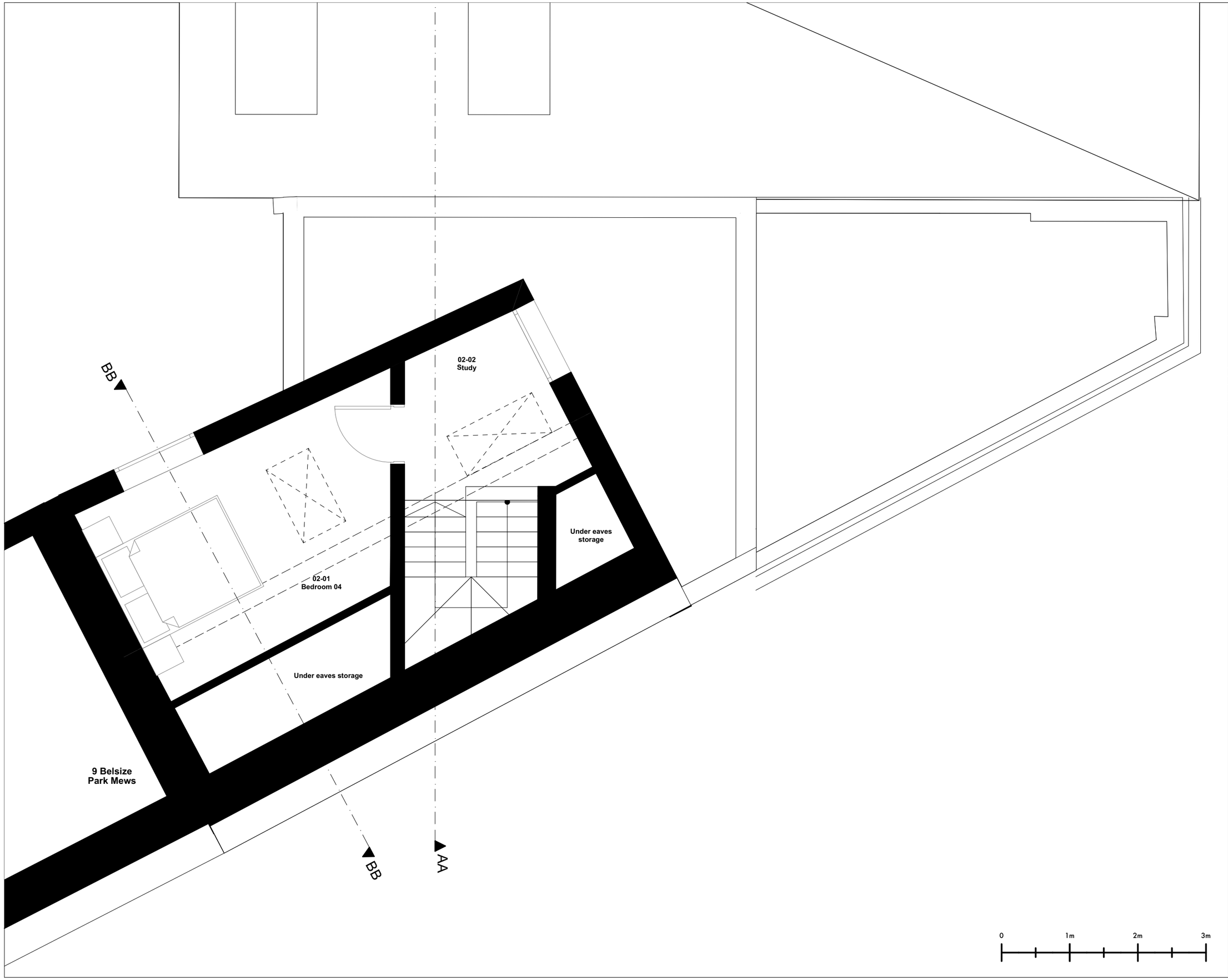

General Notes

The data contained in this document includes proprietary rights of Mæ. Any party in receipt of the document shall receive and hold the same in confidence and agrees not to duplicate or otherwise reproduce the document in whole or in part, nor disclose the contents of the same without the written consent of Mæ.

Notes:
1. Measurements are based on metric system.
2. All levels are in meters to Ordnance Datum Newlyn (ODN) unless noted otherwise.
3. Do not scale off the drawing and CAD file.
4. All shown figure dimensions are to be followed.
5. Do not use for construction unless expressly permitted.
6. This drawing shows design intent only.
7. Contractor should verify all conditions, levels and dimensions on site and notify contract administrator of any variations from dimensions before construction and/or fabrication.
8. Any discrepancies on this drawing should be reported to Mæ before proceeding to fabrication.
9. Drawings to be read in conjunction with all relevant documents, which include but are not exhaustive - MEP, Structures, shop/fabrication drawings and CDM documents.
10. This drawing may contain colour data. Please refer to original electronic document.
11. These are architectural drawings only. Refer to consultant drawings for further information.
12. Existing buildings to be measured on site and confirmed by contractor.
13. Also refer to accompanying Schedules and drawings.

Revision	Date	Description

Key Plan

OLIVER PARTINGTON

12C Peckham Hill St · London · SE15 6BN
+44 (0)7950007464
olirobertpartington@gmail.com

CLIENT
Denise Spreag & Phil Peters

PROJECT NAME
Belsize Park Mews

PROJECT NO.
005

STAGE
4

DRAWING NAME
Second Floor

SCALE
1:50 @ A3

DATE
30/11/2020

DRAWN BY
OP

CHECKED BY

REV / STATUS
Planning FOR INFORMATION

DRAWING NO.
06-02

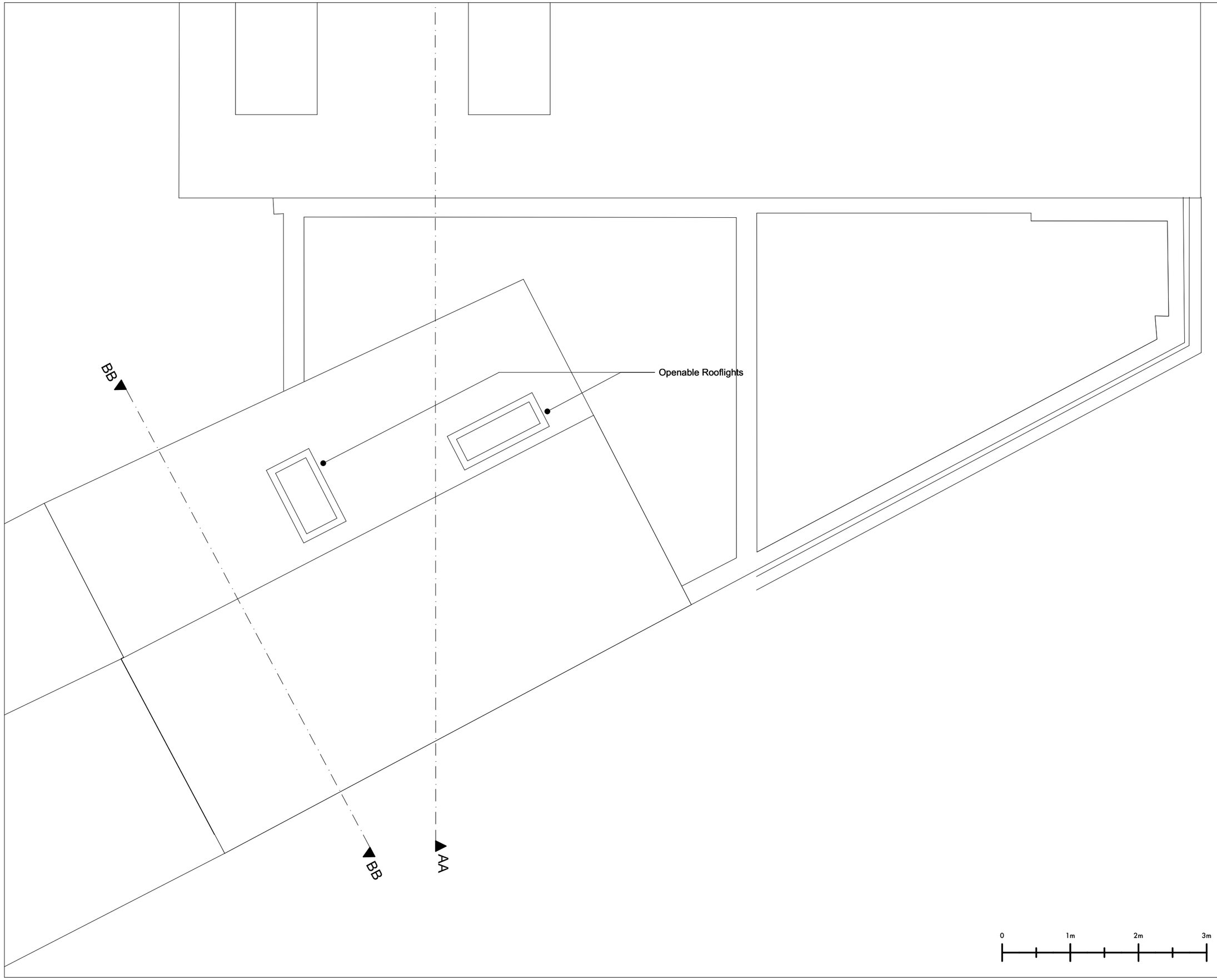

General Notes

The data contained in this document includes proprietary rights of Mæ. Any party in receipt of the document shall receive and hold the same in confidence and agrees not to duplicate or otherwise reproduce the document in whole or in part, nor disclose the contents of the same without the written consent of Mæ.

Notes:
1. Measurements are based on metric system.
2. All levels are in meters to Ordnance Datum Newlyn (ODN) unless noted otherwise.
3. Do not scale off the drawing and CAD file.
4. All shown figure dimensions are to be followed.
5. Do not use for construction unless expressly permitted.
6. This drawing shows design intent only.
7. Contractor should verify all conditions, levels and dimensions on site and notify contract administrator of any variations from dimensions before construction and/or fabrication.
8. Any discrepancies on this drawing should be reported to Mæ before proceeding to fabrication.
9. Drawings to be read in conjunction with all relevant documents, which include but are not exhaustive - MEP, Structures, shop/fabrication drawings and CDM documents.
10. This drawing may contain colour data. Please refer to original electronic document.
11. These are architectural drawings only. Refer to consultant drawings for further information.
12. Existing buildings to be measured on site and confirmed by contractor.
13. Also refer to accompanying Schedules and drawings.

Revision	Date	Description

Key Plan

OLIVER PARTINGTON

12C Peckham Hill St · London · SE15 6BN
+44 (0)7950007464
olirobertpartington@gmail.com

CLIENT
Denise Spreag & Phil Peters

PROJECT NAME
Belsize Park Mews

PROJECT NO.
005

STAGE
4

DRAWING NAME
Roof

SCALE
1:50 @ A3

DATE
30/11/2020

DRAWN BY
OP

CHECKED BY

REV / STATUS
Planning FOR INFORMATION

DRAWING NO.
06-03

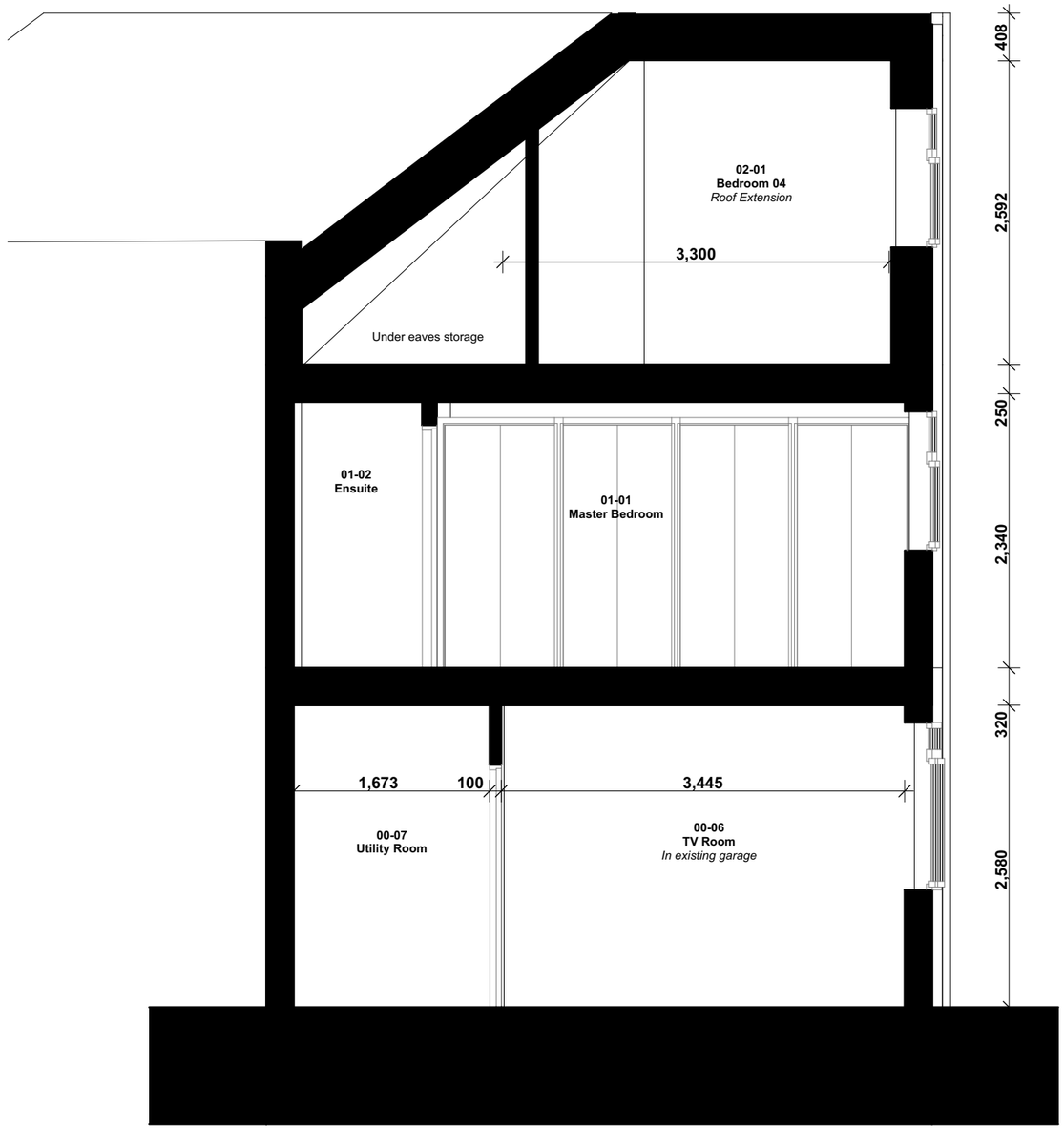

0 1m 2m 3m

General Notes

The data contained in this document includes proprietary rights of Mæ. Any party in receipt of the document shall receive and hold the same in confidence and agrees not to duplicate or otherwise reproduce the document in whole or in part, nor disclose the contents of the same without the written consent of Mæ.

Notes:
1. Measurements are based on metric system.
2. All levels are in meters to Ordnance Datum Newlyn (ODN) unless noted otherwise.
3. Do not scale off the drawing and CAD file.
4. All shown figure dimensions are to be followed.
5. Do not use for construction unless expressly permitted.
6. This drawing shows design intent only.
7. Contractor should verify all conditions, levels and dimensions on site and notify contract administrator of any variations from dimensions before construction and/or fabrication.
8. Any discrepancies on this drawing should be reported to Mæ before proceeding to fabrication.
9. Drawings to be read in conjunction with all relevant documents, which include but are not exhaustive - MEP, Structures, shop/fabrication drawings and CDM documents.
10. This drawing may contain colour data. Please refer to original electronic document.
11. These are architectural drawings only. Refer to consultant drawings for further information.
12. Existing buildings to be measured on site and confirmed by contractor.
13. Also refer to accompanying Schedules and drawings.

Revision	Date	Description

Key Plan

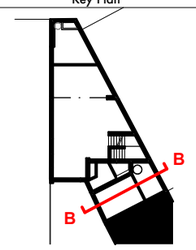

OLIVER PARTINGTON

12C Peckham Hill St · London · SE15 6BN
+44 (0)7950007464
olirobertpartington@gmail.com

CLIENT
Denise Spreag & Phil Peters

PROJECT NAME
Belsize Park Mews

PROJECT NO.
005

STAGE
4

DRAWING NAME
Sections BB

SCALE
1:50 @ A3

DATE
30/11/2020

DRAWN BY
OP

CHECKED BY

REV / STATUS
Planning FOR INFORMATION

DRAWING NO.
06-11

Proposed dormer windows at 9A Daleham Mews
Daylight Sunlight report completed by consultants to assess impact on window

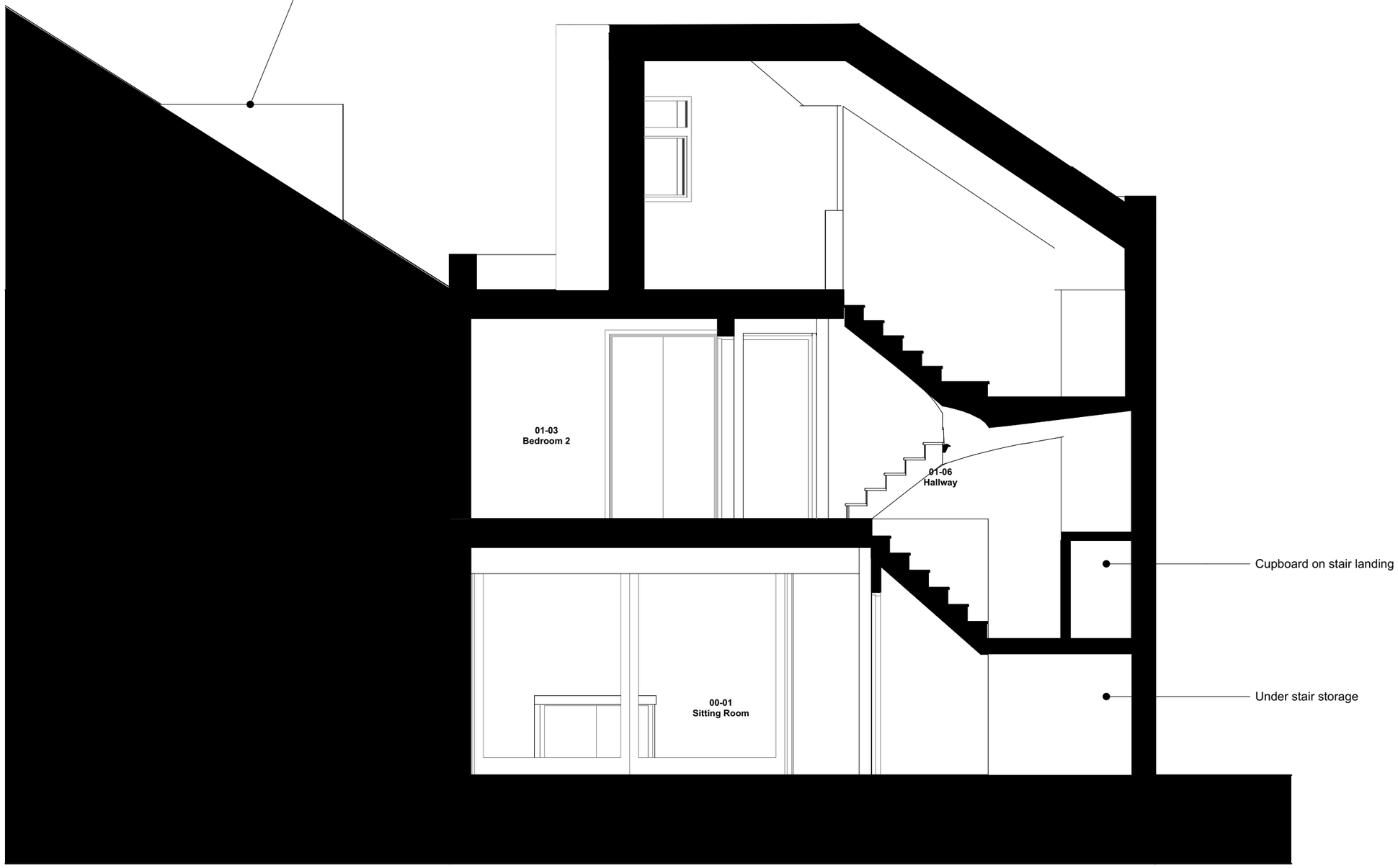

0 1m 2m 3m

General Notes

The data contained in this document includes proprietary rights of Mæ. Any party in receipt of the document shall receive and hold the same in confidence and agrees not to duplicate or otherwise reproduce the document in whole or in part, nor disclose the contents of the same without the written consent of Mæ.

Notes:
1. Measurements are based on metric system.
2. All levels are in meters to Ordnance Datum Newlyn (ODN) unless noted otherwise.
3. Do not scale off the drawing and CAD file.
4. All shown figure dimensions are to be followed.
5. Do not use for construction unless expressly permitted.
6. This drawing shows design intent only.
7. Contractor should verify all conditions, levels and dimensions on site and notify contract administrator of any variations from dimensions before construction and/or fabrication.
8. Any discrepancies on this drawing should be reported to Mæ before proceeding to fabrication.
9. Drawings to be read in conjunction with all relevant documents, which include but are not exhaustive - MEP, Structures, shop/fabrication drawings and CDM documents.
10. This drawing may contain colour data. Please refer to original electronic document.
11. These are architectural drawings only. Refer to consultant drawings for further information.
12. Existing buildings to be measured on site and confirmed by contractor.
13. Also refer to accompanying Schedules and drawings.

Revision	Date	Description

Key Plan

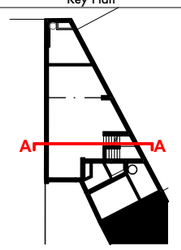

OLIVER PARTINGTON

12C Peckham Hill St · London · SE15 6BN
+44 (0)7950007464
olirobertpartington@gmail.com

CLIENT
Denise Spreag & Phil Peters

PROJECT NAME
Belsize Park Mews

PROJECT NO.
005

STAGE
4

DRAWING NAME
Stair Sections AA

SCALE
1:50 @ A3

DATE
05/10/2021

DRAWN BY
OP

CHECKED BY

REV / STATUS
Planning FOR INFORMATION

DRAWING NO.
06-12

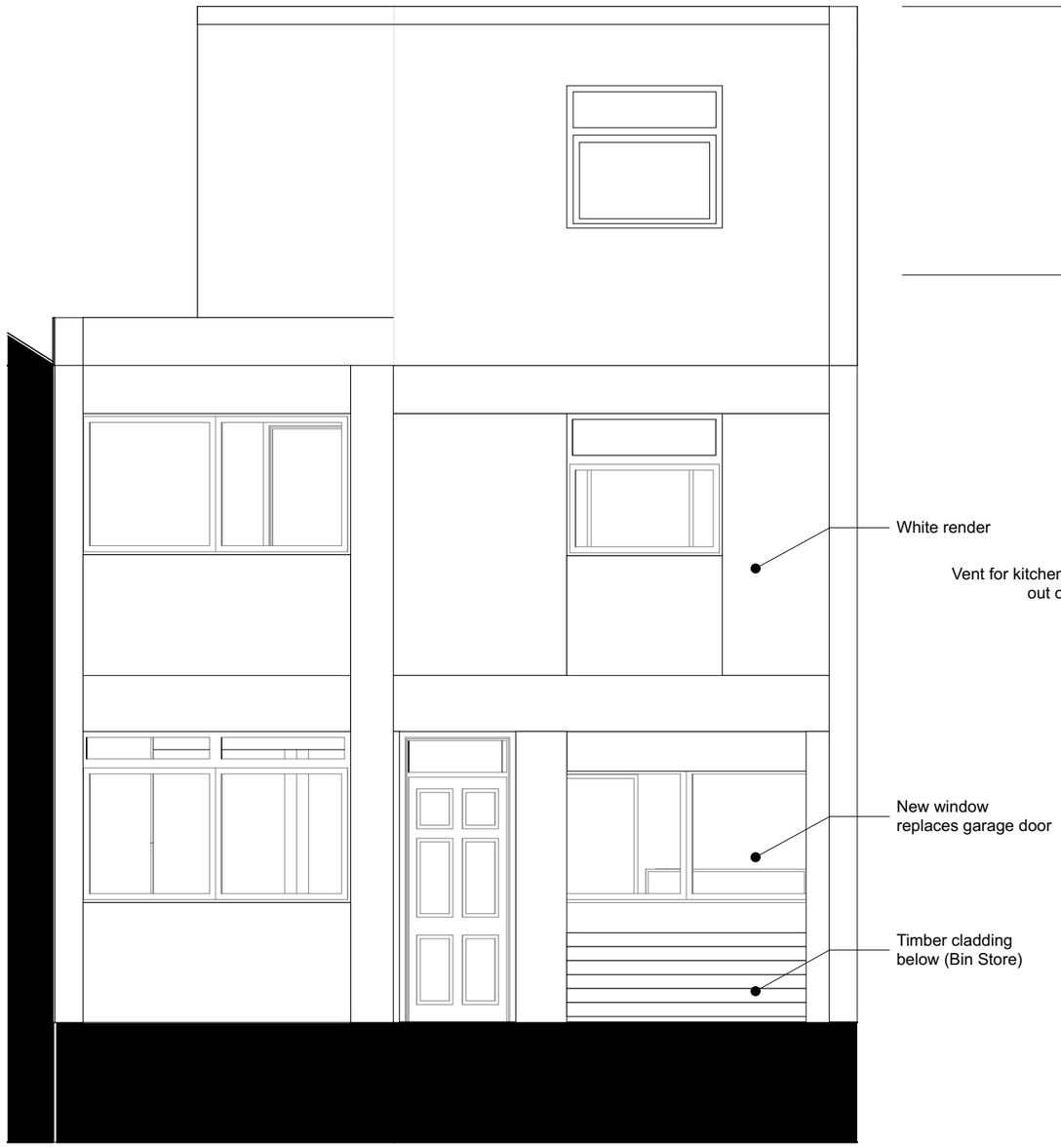

Front Elevation 1:50

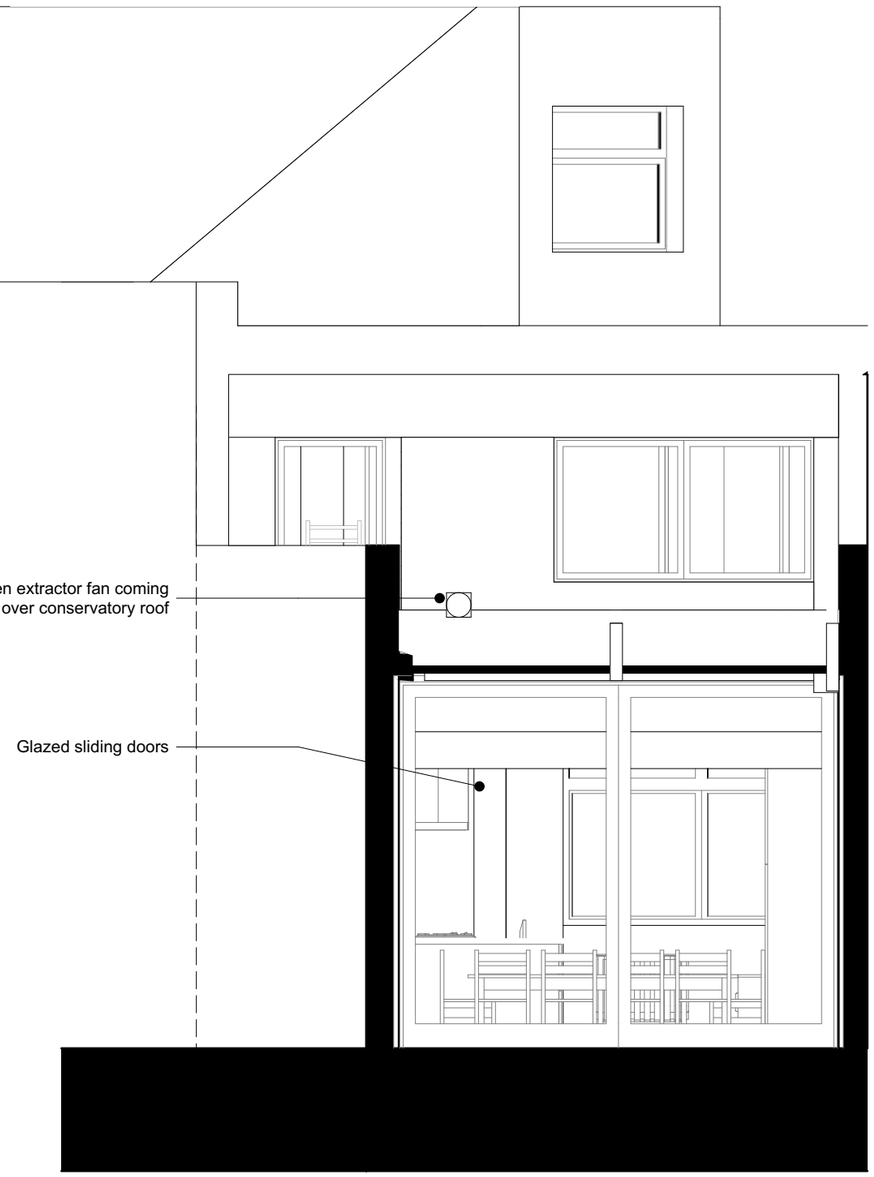

Rear Elevation 1:50

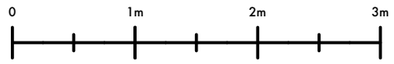

General Notes

The data contained in this document includes proprietary rights of Mæ. Any party in receipt of the document shall receive and hold the same in confidence and agrees not to duplicate or otherwise reproduce the document in whole or in part, nor disclose the contents of the same without the written consent of Mæ.

Notes:
1. Measurements are based on metric system.
2. All levels are in meters to Ordnance Datum Newlyn (ODN) unless noted otherwise.
3. Do not scale off the drawing and CAD file.
4. All shown figure dimensions are to be followed.
5. Do not use for construction unless expressly permitted.
6. This drawing shows design intent only.
7. Contractor should verify all conditions, levels and dimensions on site and notify contract administrator of any variations from dimensions before construction and/or fabrication.
8. Any discrepancies on this drawing should be reported to Mæ before proceeding to fabrication.
9. Drawings to be read in conjunction with all relevant documents, which include but are not exhaustive - MEP, Structures, shop/fabrication drawings and CDM documents.
10. This drawing may contain colour data. Please refer to original electronic document.
11. These are architectural drawings only. Refer to consultant drawings for further information.
12. Existing buildings to be measured on site and confirmed by contractor.
13. Also refer to accompanying Schedules and drawings.

Revision	Date	Description

Key Plan

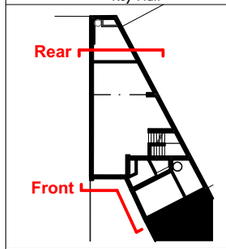

OLIVER PARTINGTON

12C Peckham Hill St · London · SE15 6BN
+44 (0)7950007464
olirobertpartington@gmail.com

CLIENT
Denise Spreag & Phil Peters

PROJECT NAME
Belsize Park Mews

PROJECT NO. 005
STAGE 4

DRAWING NAME
Elevations

SCALE 1:50 @ A3
DATE 06/09/2021

DRAWN BY OP
CHECKED BY
REV / STATUS **Planning** FOR INFORMATION

DRAWING NO. **06-20**