



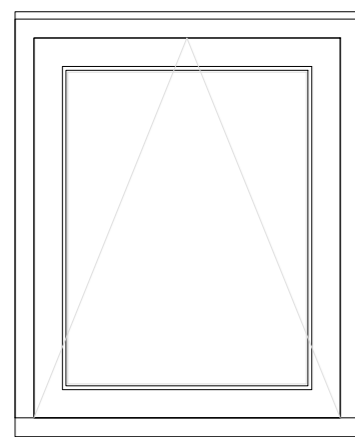
EXISTING FRONT ELEVATION




1 EXIST DOOR TYPE D3
1:20 @ A2



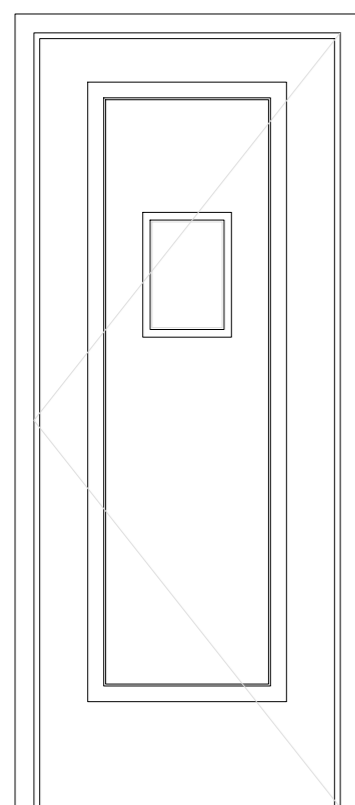
2 EXISTING WIN. TYPE 5.
SCALE




3 EXIST WIN TYPE 2
1:20 @ A2



4 EXISTING WIN. ELEV. TYPE 1
1:20 @ A2

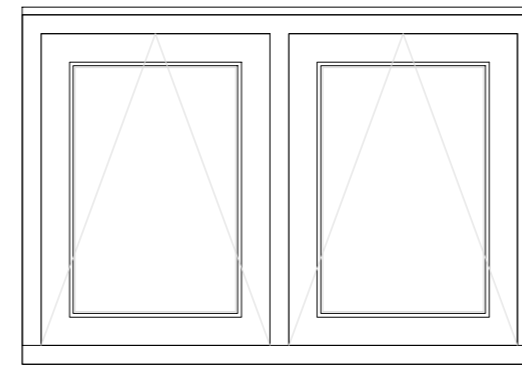


5 EXIST DR TYPE D1
1:20 @ A2

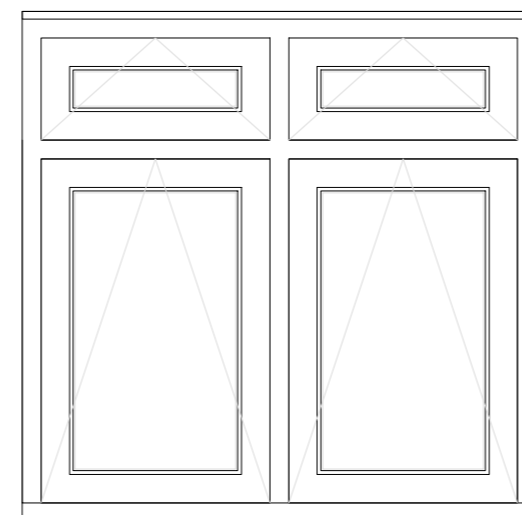


6 EXISTING WIN. ELEV. TYPE 1
1:20 @ A2

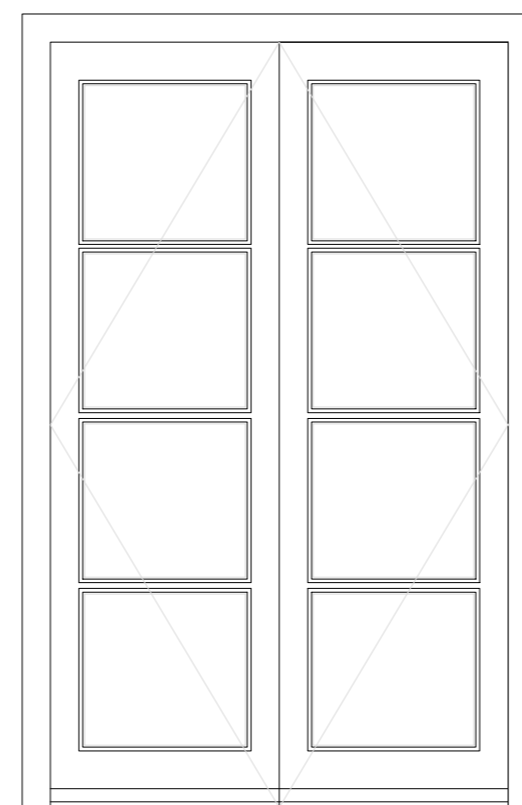
EXISTING REAR ELEVATION



7 EXIST. WIN TYPE 4
1:20 @ A2



9 EXIST. WIN TYPE 3
1:20 @ A2



11 EXIST DR TYPE D2
1:20 @ A2



GENERAL NOTES

All work to be carried out in strict accordance with the current Building Regulations and its latest amendments, and to the complete satisfaction of the Local Authorities Building Control.

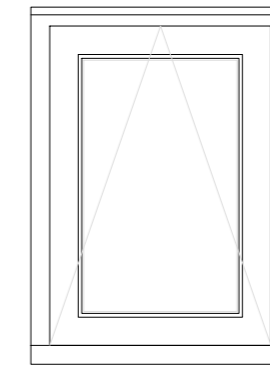
Contractors are responsible for complying with all relevant BS etc., and check that Building Control and Environmental Health Departments are satisfied with the scope and content of all work on completion and obtain any necessary certificates.

All existing construction levels and dimensions to be checked prior to construction, especially where new construction levels and dimensions are to match existing.

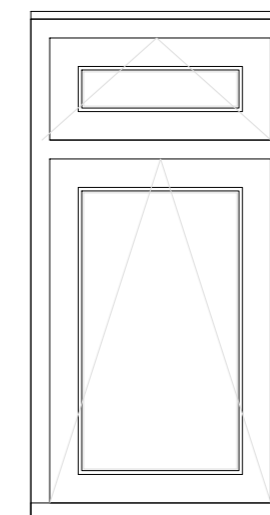
All site dimensions and site levels must be checked on site.

This drawing must not be used for construction unless issued for construction.

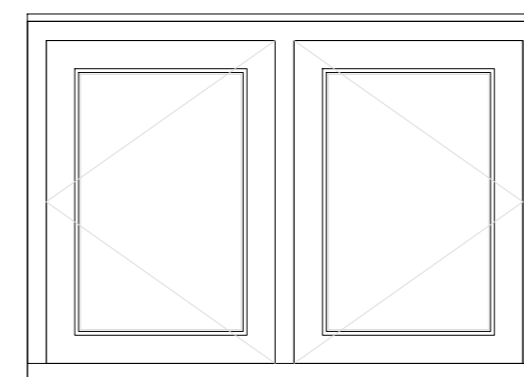
This drawing should be read in conjunction with all relevant Engineer's and specialist drawings.



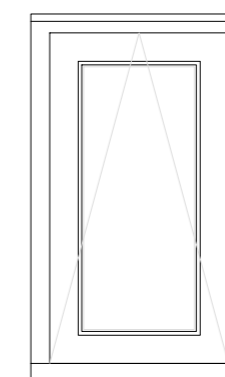
8 EXIST WIN TYPE 9
1:20 @ A2



10 EXIST WIN TYPE 8
1:20 @ A2



12 EXIST. WIN TYPE 4
1:20 @ A2



13 EXIST WIN TYPE 7
1:20 @ A2

A	PLANNING APPLICATION MADE -	VG	LN	26.09.21
	Following receipt of approval from the client	VG	LN	03.08.21
-	FIRST ISSUE: Issued to client for approval	DR	CH	DATE
REV	NOTE			

Client:

Project Title:
TEMPLAR HOUSE ESTATE, CHELSEA CRESCENT,
ST CUTHBERTS ROAD, WEST HAMPSTEAD, NW2 3QP

Drawing:
PROPOSED WINDOW REPLACEMENT;
EXISTING FRONT/REAR ELEVATIONS - No.6

Scale @ A2: 1:20 @ A2
Status: PLANNING

Date: AUGUST 2021
Drawn by: VG
Checked by: LN



© COPYRIGHT: ALL RIGHTS RESERVED.
THIS DRAWING MUST NOT BE REPRODUCED WITHOUT PERMISSION.
THIS DRAWING MUST BE READ IN CONJUNCTION WITH ALL RELEVANT
CONSULTANT/SPECIALIST DRAWINGS/INFORMATION.
THIS DRAWING MUST NOT BE USED FOR CONSTRUCTION UNLESS ISSUED FOR
CONSTRUCTION.
ALL DIMENSIONS ON THIS DRAWING ARE IN MILLIMETERS (UNLESS OTHERWISE STATED).
DO NOT SCALE FROM THIS DRAWING.

Drawing No. K2055-KLE-PP-A-030
Revision: A