

30 Hampstead High Street - Drawing Schedule

Drawing Reference	Title	Rev
2027-HH-10-01	Existing Plans	1
2027-HH-30-01	Proposed Plans	3
2027-HH-31-01	Proposed RCPs	2
2027-HH-31-02	Proposed RCPs Tree	0
2027-HH-32-01	Proposed Finishes Plans	2
2027-HH-60-01	Proposed Internal Elevations	2
2027-HH-60-02	Proposed Internal Elevations	2
2027-HH-60-03	Bar Plan	2
2027-HH-60-05	WC Plan & Elevations	2
2027-HH-60-06	Staircase Lobby Plan & Elevations	2
2027-HH-60-07	Shelving Units	1
2027-HH-10-02	Existing Shopfront Elevation	0
027-HH-40-01	Proposed Shopfront Elevation	0
027-HH-40-02	Proposed Shopfront Elevation	0
2027-HH-70-01	Proposed Finishes Schedule	2
80921	Brera_Internal Elevation_Update	1

USE OF DRAWINGS

DO NOT SCALE FROM THIS DRAWING. USE WRITTEN DIMENSIONS AND CHECK ON SITE. THIS DRAWING IS BASED ON SITE INFORMATION SUPPLIED BY THIRD PARTIES AND ACCURACY OF EXISTING FEATURES IS NOT GUARANTEED.

ANY ERROR, OMISSION OR DISCREPANCY NOTED ON OR BETWEEN DRAWINGS OR BETWEEN FIELD OBSERVATIONS SHOULD BE REPORTED IN WRITING IMMEDIATELY.

ALL MECHANICAL, ELECTRICAL AND STRUCTURAL LAAYOUTS / COMPONENTS ARE INDICATIVE AND MUST BE DESIGNED AND CHECKED BY SPECIALISTS.

DO NOT START WORK ON SITE BEFORE CONFIRMING THAT ALL NECESSARY STATUTORY AND OTHER CONSENTS HAVE BEEN OBTAINED.

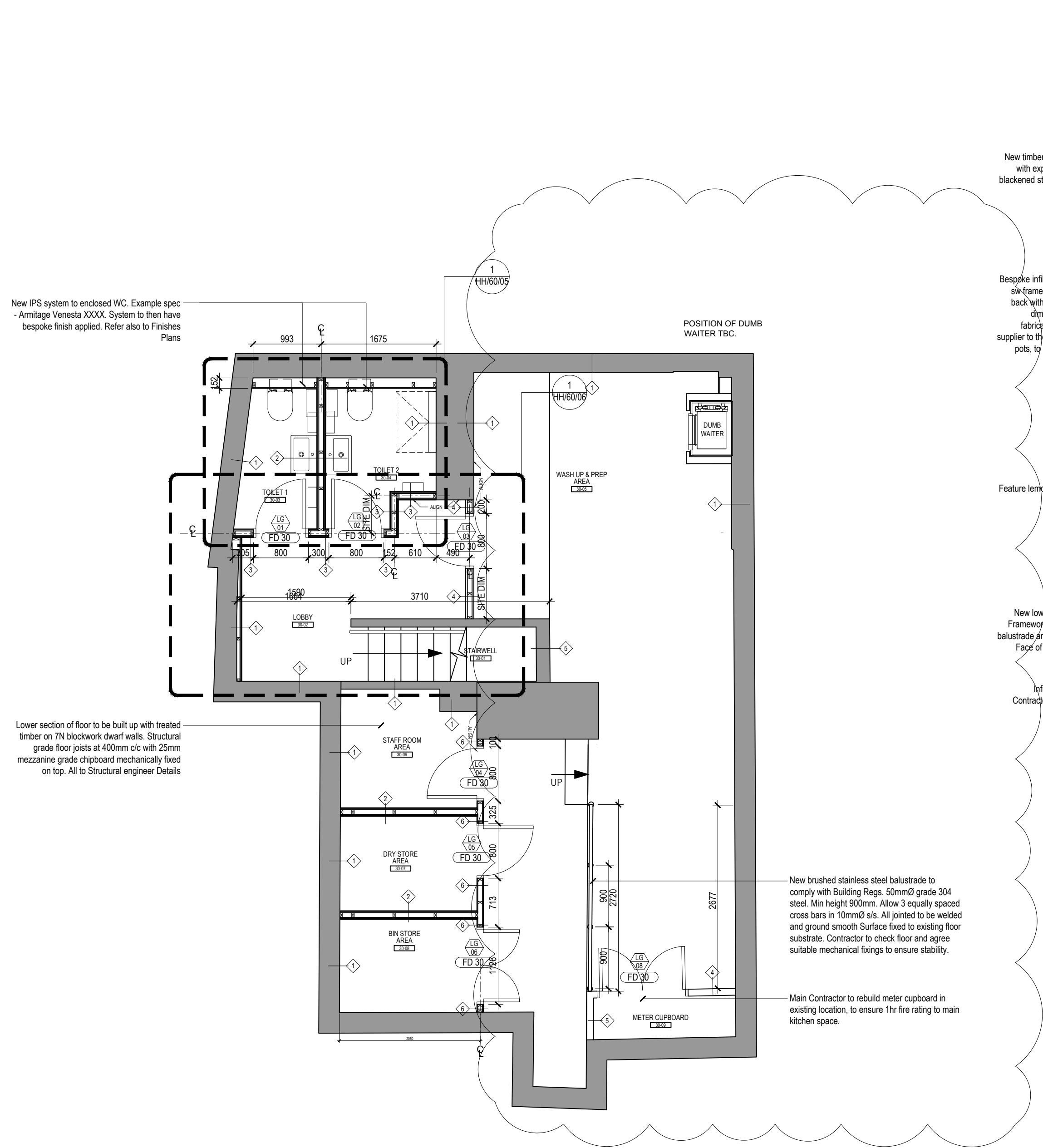
THIS DRAWING IS COPYRIGHT AND MUST NOT BE DISTRIBUTED WITHOUT PERMISSION. ELECTRONIC CAD FILES MUST NOT BE ALTERED OR COPIED.

REV	DATE	DESCRIPTION	APPROVED	CHECKED
0	06.08.2021	ISSUED FOR CONSTRUCTION PURPOSES ONLY	DG	CB
1	08.09.2021	EXISTING FLOOR AND STAIRS RETAINED IN BASEMENT. ISSUE FOR CONSTRUCTION PURPOSES ONLY.	CB	CB

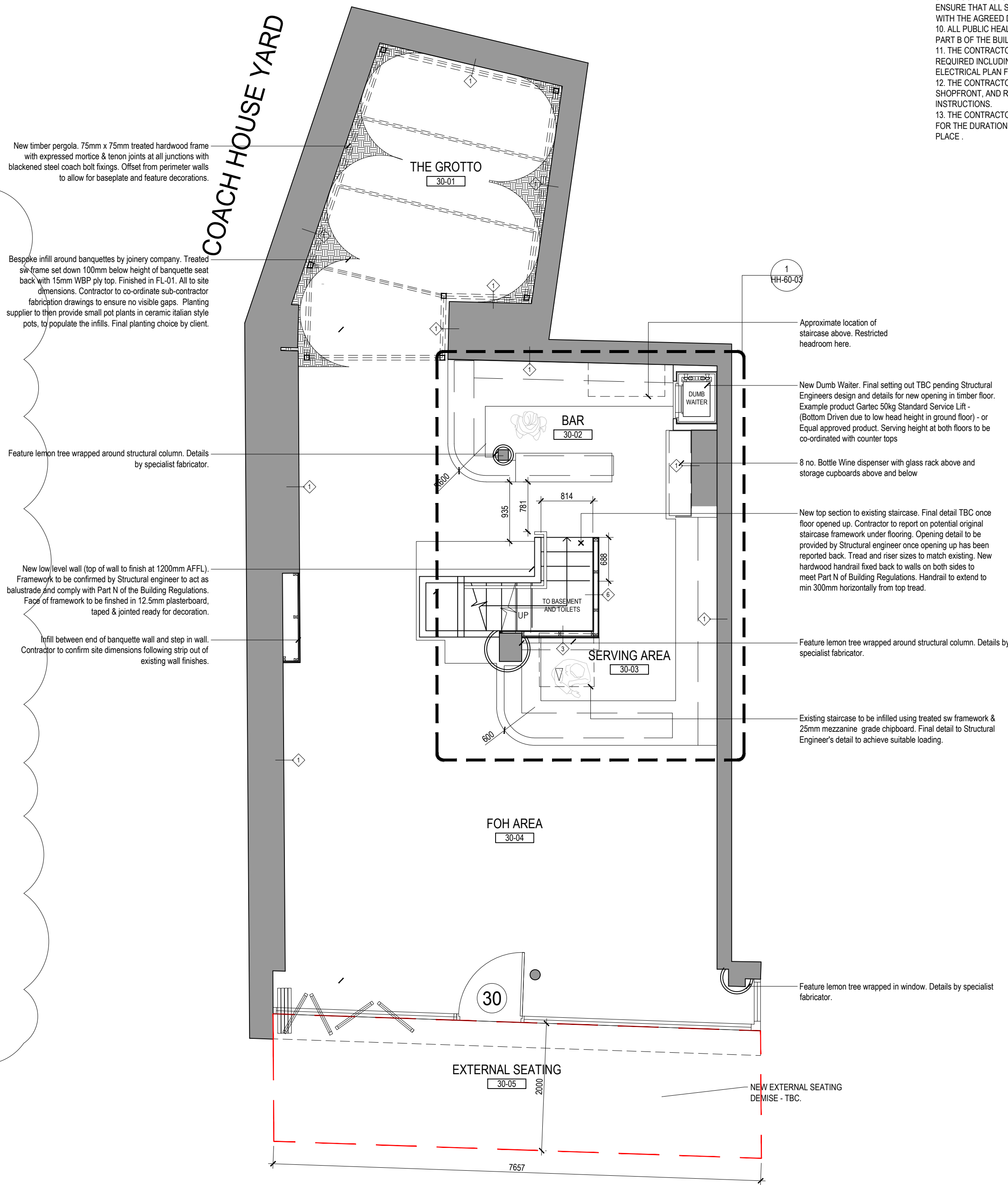


sheet size	scale	
A1	1:50 @ A1	
status		
CONSTRUCTION		
drawing no.		revision
2027-HH-10-01		1
W: fitandproper.design E: colin@fitandproper.design T: 07789 115906		





SCALE 1:50
1. PROPOSED BASEMENT
GENERAL ARRANGEMENT PLAN



SCALE 1:50
2. PROPOSED GROUND FLOOR
GENERAL ARRANGEMENT PLAN

CONSTRUCTION NOTES:
1. THESE DRAWINGS ARE FOR CONSTRUCTION PURPOSES ONLY AND SHOULD NOT BE USED FOR ANY OTHER PURPOSES THAN THOSE EXPLICITLY STATED ON THE DRAWINGS.
2. DRAWINGS ARE BASED ON CHECK DIMENSIONS, AND THE CONTRACTOR IS TO ASSUME RESPONSIBILITY OF CHECKING ALL DIMENSIONS ON SITE.
3. THE CONTRACTOR TO NOTIFY LEAD CONSULTANT OF ANY DISCREPANCIES AND SEEK FURTHER INSTRUCTION BEFORE PROCEEDING WITH ANY RELATED WORKS.
4. THE CONTRACTOR SHALL BE APPOINTED AS PRINCIPLE CONTRACTOR UNDER COM (CONSTRUCTION & DESIGN MANAGEMENT REGULATIONS) 2015 AND SHALL BE RESPONSIBLE FOR ALL COM RELATED REQUIREMENTS, INCLUDING BUT NOT LIMITED TO, PROVISION OF RISK ASSESSMENTS AND METHOD STATEMENTS, PROVISION OF WELFARE FACILITIES ON SITE, AND PROVIDE FULL HAS DOCUMENTATION TO LEAD CONSULTANT FOR RECORD.
5. THE CONTRACTOR TO ENSURE THAT HSE (HEALTH & SAFETY EXECUTIVE) IS NOTIFIED OF WORKS, AND ENSURE ALL REQUIREMENTS OF HSE ARE MET. A COPY OF THE F10 IS TO BE PROVIDED TO THE HSE AND A COPY DISPLAYED ON SITE.
6. MAIN CONTRACTOR IS ULTIMATELY RESPONSIBLE FOR ALL SUB-CONTRACTOR WORKS AND ENSURING THAT THEIR RAMS ARE ACCEPTABLE PRIOR TO WORKS BEING CARRIED OUT ON SITE.
7. MAIN CONTRACTOR IS TO NOTIFY ALL AUTHORITIES IN ACCORDANCE WITH THEIR REGULATIONS, AND OBTAIN ANY REQUIRED APPROVALS FOR THE WORKS FROM LOCAL AUTHORITIES AND ENGINEERS.
8. MAIN CONTRACTOR TO ENSURE THAT ALL ELECTRICAL WORKS ARE CARRIED OUT IN ACCORDANCE WITH PART P OF THE BUILDING REGULATIONS. WORKS TO BE CARRIED OUT BY COMPETENT PERSON WITH TEST CERTIFICATE PROVIDED IN ACCORDANCE WITH BUILDING REGULATIONS. LOCAL AUTHORITY TO BE NOTIFIED WITHIN 30 DAYS THAT SCHEME HAS SUCCESSFULLY BEEN SELF CERTIFIED.
9. THE CONTRACTOR IS TO LIAISE DIRECTLY WITH STRUCTURAL ENGINEER TO ENSURE THAT ALL STRUCTURAL WORKS ARE CARRIED OUT IN ACCORDANCE WITH THE AGREED DESIGN AND SPECIFICATION.
10. ALL PUBLIC HEALTH WORKS TO BE CARRIED OUT IN ACCORDANCE WITH PART B OF THE BUILDING REGULATIONS.
11. THE CONTRACTOR IS TO CARRYOUT NEW ELECTRICAL INSTALLATION AS REQUIRED INCLUDING CONSUMER UNIT TO CURRENT STANDARDS. REFER TO ELECTRICAL PLAN FOR LOCATION OF POWER SOCKETS.
12. THE CONTRACTOR IS TO CARRY OUT EXTERNAL SURVEY OF THE SHOPFRONT, AND REPORT TO LEAD CONSULTANT FOR FURTHER INSTRUCTIONS.
13. THE CONTRACTOR IS TO PROVIDE TEMPORARY SERVICES AS REQUIRED FOR THE DURATION OF THE FIT-OUT UNTIL PERMANENT SERVICES ARE IN PLACE.

USE OF DRAWINGS
DO NOT SCALE FROM THIS DRAWING. USE WRITTEN DIMENSIONS AND CHECK ON SITE. THIS DRAWING IS BASED ON SITE INFORMATION SUPPLIED BY THIRD PARTIES AND ACCURACY OF EXISTING FEATURES IS NOT GUARANTEED.
ANY ERROR, OMISSION OR DISCREPANCY NOTED ON OR BETWEEN DRAWINGS AND OTHER DOCUMENTS MUST BE REPORTED IN WRITING IMMEDIATELY.
ALL MECHANICAL, ELECTRICAL AND STRUCTURAL LAYOUTS / COMPONENTS ARE INDICATIVE AND MUST BE DESIGNED AND CHECKED BY SPECIALISTS.
DO NOT START WORK ON SITE BEFORE CONFIRMING THAT ALL NECESSARY STATUTORY AND OTHER CONSENTS HAVE BEEN OBTAINED.
THIS DRAWING IS COPYRIGHT AND MUST NOT BE DISTRIBUTED WITHOUT PERMISSION. ELECTRONIC CAD FILES MUST NOT BE ALTERED OR COPIED.

REVISIONS				CHECKED DOWN	
REV	DATE	DESCRIPTION			
0	06.06.2021	ISSUED FOR CONSTRUCTION PURPOSES ONLY		DG	CB
1	09.08.2021	UPDATED TO CLIENT COMMENTS		CB	CB
2	18.08.2021	UPDATED TO CLIENT COMMENTS. ISSUED FOR CONSTRUCTION PURPOSES ONLY.		DG	CB
3	08.09.2021	UPDATED TO SITE FEEDBACK		CB	CB

LEGEND:	
	EXISTING WALL
	DEMOLITION
	NEW PLASTERBOARD
SYMBOLS:	
	DOOR REF
	FIRE RATING
	Treated sw framing (varying depths to give flat finish to seating area). 15mm WBP ply + 12.5mm plasterboard screwed to face of frame. Taped & jointed ready for decoration.
	12.5mm plasterboard + 15mm WBP ply fixed to both sides of 75mm x38mm (nom.) treated timber stud.
	12.5mm plasterboard on side of 75mm x 38mm (nom.) treated timber stud.
	2 x 12.5mm plasterboard on both sides of 75mm x 38mm (nom.) treated timber stud.
	Overboard existing walls in 15mm Fireline
	12.5mm plasterboard on both sides of 75mm x 38mm (nom.) treated timber stud.



client
CAFE BRERA

project
BRERA
30 HAMPSTEAD HIGH STREET
LONDON NW3

drawing title
PROPOSED
GENERAL ARRANGEMENT PLANS

sheet size	scale	revision	
A1	1:50 @ A1		
status	CONSTRUCTION	3	
drawing no.	2027-HH-30-01		
W: fitandproper.design			
E: colin@fitandproper.design			
T: 07789 115906			

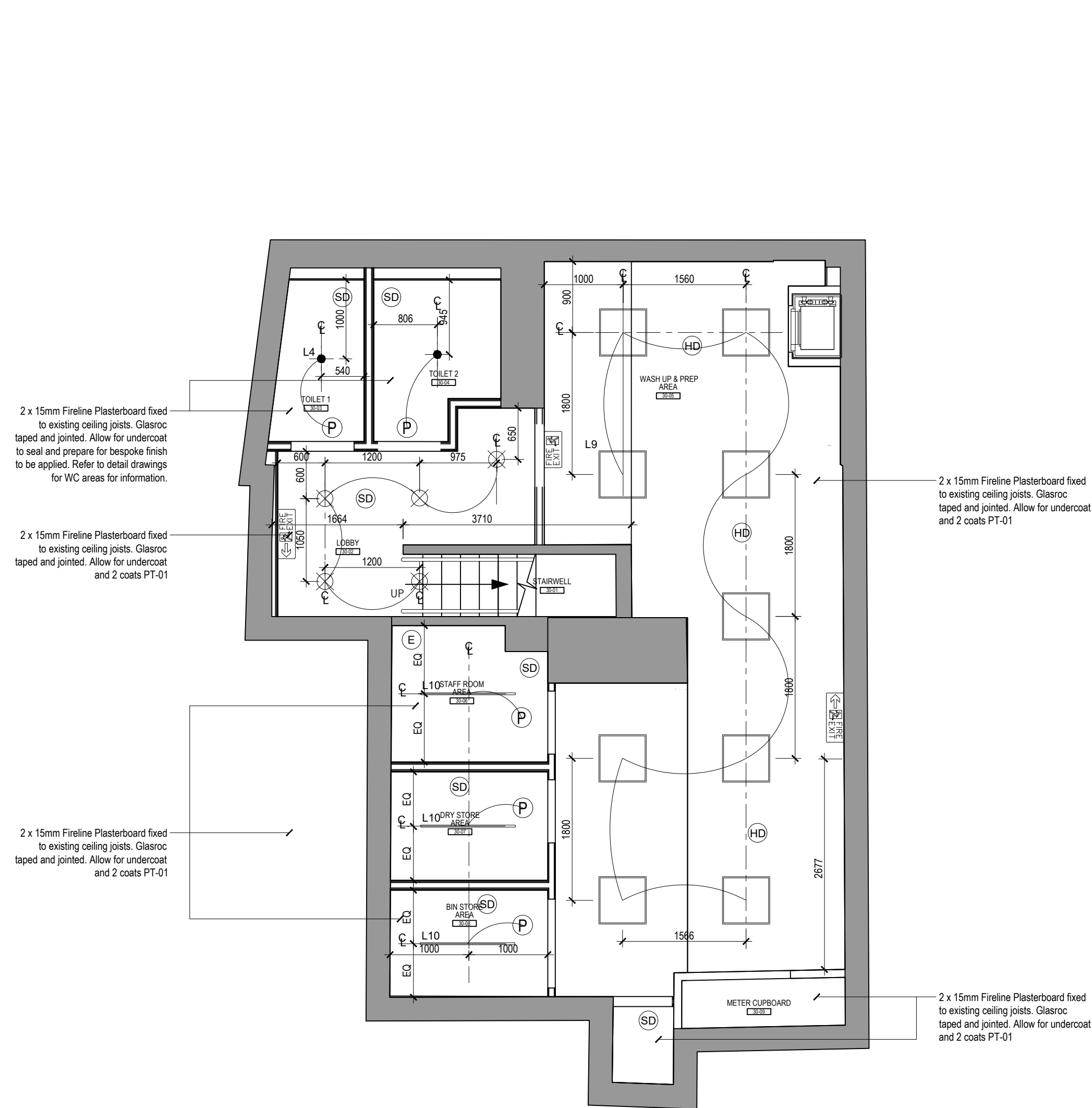


CONSTRUCTION NOTES:
1. THESE DRAWINGS ARE FOR CONSTRUCTION PURPOSES ONLY AND SHOULD NOT BE USED FOR ANY OTHER PURPOSES THAN THOSE EXPLICITLY STATED ON THE DRAWINGS.
2. DRAWINGS ARE BASED ON CHECK DIMENSIONS, AND THE CONTRACTOR IS TO ASSUME RESPONSIBILITY OF CHECKING ALL DIMENSIONS ON SITE.
3. THE CONTRACTOR TO NOTIFY LEAD CONSULTANT OF ANY DISCREPANCIES AND SEEK FURTHER INSTRUCTION BEFORE PROCEEDING WITH ANY RELATED WORKS.
4. THE CONTRACTOR SHALL BE APPOINTED AS PRINCIPLE CONTRACTOR UNDER COM (CONSTRUCTION & DESIGN MANAGEMENT REGULATIONS) 2015 AND SHALL BE RESPONSIBLE FOR ALL COM RELATED REQUIREMENTS, INCLUDING BUT NOT LIMITED TO, PROVISION OF RISK ASSESSMENTS AND METHOD STATEMENTS, PROVISION OF WELFARE FACILITIES ON SITE, AND PROVIDE FULL HAS DOCUMENTATION TO LEAD CONSULTANT FOR RECORD.
5. THE CONTRACTOR TO ENSURE THAT HSE (HEALTH & SAFETY EXECUTIVE) IS NOTIFIED OF WORKS, AND ENSURE ALL REQUIREMENTS OF HSE ARE MET. A COPY OF THE F10 IS TO BE PROVIDED TO THE HSE AND A COPY DISPLAYED ON SITE.
6. MAIN CONTRACTOR IS ULTIMATELY RESPONSIBLE FOR ALL SUB-CONTRACTOR WORKS AND ENSURING THAT THEIR RAMS ARE ACCEPTABLE PRIOR TO WORKS BEING CARRIED OUT ON SITE.
7. MAIN CONTRACTOR IS TO NOTIFY ALL AUTHORITIES IN ACCORDANCE WITH THEIR REGULATIONS, AND OBTAIN ANY REQUIRED APPROVALS FOR THE WORKS FROM LOCAL AUTHORITIES AND ENGINEERS.
8. MAIN CONTRACTOR TO ENSURE THAT ALL ELECTRICAL WORKS ARE CARRIED OUT IN ACCORDANCE WITH PART P OF THE BUILDING REGULATIONS. WORKS TO BE CARRIED OUT BY COMPETENT PERSON WITH TEST CERTIFICATE PROVIDED IN ACCORDANCE WITH BUILDING REGULATIONS. LOCAL AUTHORITY TO BE NOTIFIED WITHIN 30 DAYS THAT SCHEME HAS SUCCESSFULLY BEEN SELF CERTIFIED.
9. THE CONTRACTOR IS TO LIAISE DIRECTLY WITH STRUCTURAL ENGINEER TO ENSURE THAT ALL STRUCTURAL WORKS ARE CARRIED OUT IN ACCORDANCE WITH THE AGREED DESIGN AND SPECIFICATION.
10. ALL PUBLIC HEALTH WORKS TO BE CARRIED OUT IN ACCORDANCE WITH PART B OF THE BUILDING REGULATIONS.
11. THE CONTRACTOR IS TO CARRYOUT NEW ELECTRICAL INSTALLATION AS REQUIRED INCLUDING CONSUMER UNIT TO CURRENT STANDARDS. REFER TO ELECTRICAL PLAN FOR LOCATION OF POWER SOCKETS.
12. THE CONTRACTOR IS TO CARRY OUT EXTERNAL SURVEY OF THE SHOPFRONT, AND REPORT TO LEAD CONSULTANT FOR FURTHER INSTRUCTIONS.
13. THE CONTRACTOR IS TO PROVIDE TEMPORARY SERVICES AS REQUIRED FOR THE DURATION OF THE FIT-OUT UNTIL PERMANENT SERVICES ARE IN PLACE.

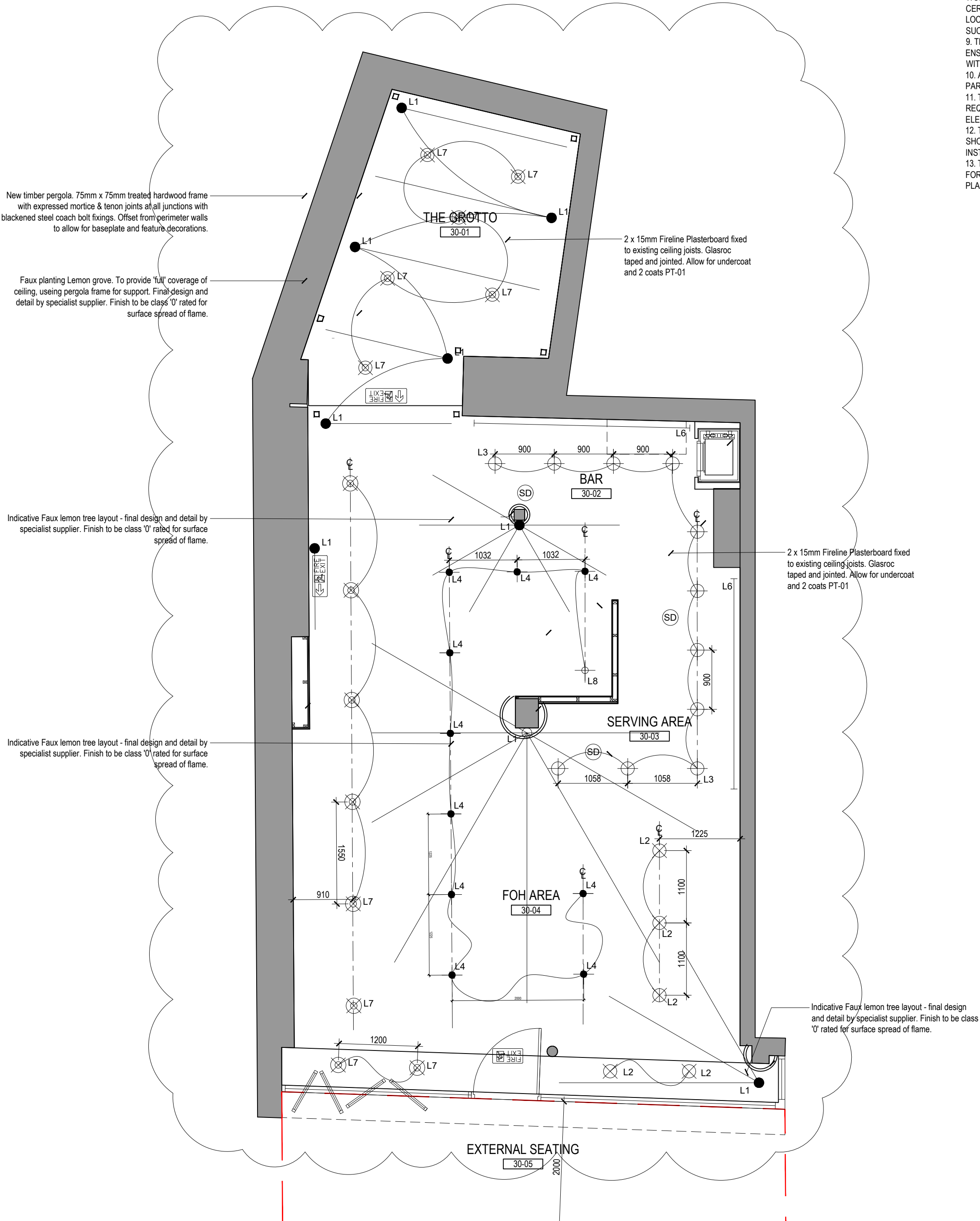
DO NOT SCALE FROM THIS DRAWING. USE WRITTEN DIMENSIONS AND CHECK ON SITE. THIS DRAWING IS BASED ON SITE INFORMATION SUPPLIED BY THIRD PARTIES AND ACCURACY OF EXISTING FEATURES IS NOT GUARANTEED.
ANY ERROR, OMISSION OR DISCREPANCY NOTED ON OR BETWEEN DRAWINGS AND OTHER DOCUMENTS MUST BE REPORTED IN WRITING IMMEDIATELY.
ALL MECHANICAL, ELECTRICAL AND STRUCTURAL LAYOUTS / COMPONENTS ARE INDICATIVE AND MUST BE DESIGNED AND CHECKED BY SPECIALISTS.
DO NOT START WORK ON SITE BEFORE CONFIRMING THAT ALL NECESSARY STATUTORY AND OTHER CONSENTS HAVE BEEN OBTAINED.
THIS DRAWING IS COPYRIGHT AND MUST NOT BE DISTRIBUTED WITHOUT PERMISSION. ELECTRONIC CAD FILES MUST NOT BE ALTERED OR COPIED.

REVISIONS

REV	DATE	DESCRIPTION	CHECKED
0	06.08.2021	ISSUED FOR CONSTRUCTION PURPOSES ONLY	DG CB
1	09.08.2021	UPDATED TO CLIENT COMMENTS. ISSUED FOR CONSTRUCTION PURPOSES ONLY	CB CB
2	18.08.2021	UPDATED TO CLIENT COMMENTS. ISSUED FOR CONSTRUCTION PURPOSES ONLY	DG CB



SCALE 1:50
1. PROPOSED BASEMENT
REFLECTED CEILING PLAN



SCALE 1:50
2. PROPOSED GROUND FLOOR
REFLECTED CEILING PLAN



client
CAFE BRERA

project
BRERA
30 HAMPSTEAD HIGH STREET
LONDON NW3
drawing title
PROPOSED
REFLECTED CEILING PLANS

sheet size
A1
status
CONSTRUCTION
drawing no.
2027-HH-31-01
W: fitandproper.design
E: colin@fitandproper.design
T: 07789 115906

revision
2



CONSTRUCTION NOTES:
1. THESE DRAWINGS ARE FOR CONSTRUCTION PURPOSES ONLY AND SHOULD NOT BE USED FOR ANY OTHER PURPOSES THAN THOSE EXPLICITLY STATED ON THE DRAWINGS.
2. DRAWINGS ARE BASED ON CHECK DIMENSIONS, AND THE CONTRACTOR IS TO ASSUME RESPONSIBILITY OF CHECKING ALL DIMENSIONS ON SITE.
3. THE CONTRACTOR TO NOTIFY LEAD CONSULTANT OF ANY DISCREPANCIES AND SEEK FURTHER INSTRUCTION BEFORE PROCEEDING WITH ANY RELATED WORKS.
4. THE CONTRACTOR SHALL BE APPOINTED AS PRINCIPLE CONTRACTOR UNDER COM (CONSTRUCTION & DESIGN MANAGEMENT REGULATIONS) 2015 AND SHALL BE RESPONSIBLE FOR ALL COM RELATED REQUIREMENTS, INCLUDING BUT NOT LIMITED TO, PROVISION OF RISK ASSESSMENTS AND METHOD STATEMENTS, PROVISION OF WELFARE FACILITIES ON SITE, AND PROVIDE FULL HAS DOCUMENTATION TO LEAD CONSULTANT FOR RECORD.
5. THE CONTRACTOR TO ENSURE THAT HSE (HEALTH & SAFETY EXECUTIVE) IS NOTIFIED OF WORKS, AND ENSURE ALL REQUIREMENTS OF HSE ARE MET. A COPY OF THE F10 IS TO BE PROVIDED TO THE HSE AND A COPY DISPLAYED ON SITE.
6. MAIN CONTRACTOR IS ULTIMATELY RESPONSIBLE FOR ALL SUB-CONTRACTOR WORKS AND ENSURING THAT THEIR RAMS ARE ACCEPTABLE PRIOR TO WORKS BEING CARRIED OUT ON SITE.
7. MAIN CONTRACTOR IS TO NOTIFY ALL AUTHORITIES IN ACCORDANCE WITH THEIR REGULATIONS, AND OBTAIN ANY REQUIRED APPROVALS FOR THE WORKS FROM LOCAL AUTHORITIES AND ENGINEERS.
8. MAIN CONTRACTOR TO ENSURE THAT ALL ELECTRICAL WORKS ARE CARRIED OUT IN ACCORDANCE WITH PART P OF THE BUILDING REGULATIONS. WORKS TO BE CARRIED OUT BY COMPETENT PERSON WITH TEST CERTIFICATE PROVIDED IN ACCORDANCE WITH BUILDING REGULATIONS. LOCAL AUTHORITY TO BE NOTIFIED WITHIN 30 DAYS THAT SCHEME HAS SUCCESSFULLY BEEN SELF CERTIFIED.
9. THE CONTRACTOR IS TO LIAISE DIRECTLY WITH STRUCTURAL ENGINEER TO ENSURE THAT ALL STRUCTURAL WORKS ARE CARRIED OUT IN ACCORDANCE WITH THE AGREED DESIGN AND SPECIFICATION.
10. ALL PUBLIC HEALTH WORKS TO BE CARRIED OUT IN ACCORDANCE WITH PART B OF THE BUILDING REGULATIONS.
11. THE CONTRACTOR IS TO CARRYOUT NEW ELECTRICAL INSTALLATION AS REQUIRED INCLUDING CONSUMER UNIT TO CURRENT STANDARDS. REFER TO ELECTRICAL PLAN FOR LOCATION OF POWER SOCKETS.
12. THE CONTRACTOR IS TO CARRY OUT EXTERNAL SURVEY OF THE SHOPFRONT, AND REPORT TO LEAD CONSULTANT FOR FURTHER INSTRUCTIONS.
13. THE CONTRACTOR IS TO PROVIDE TEMPORARY SERVICES AS REQUIRED FOR THE DURATION OF THE FIT-OUT UNTIL PERMANENT SERVICES ARE IN PLACE.

USE OF DRAWINGS
DO NOT SCALE FROM THIS DRAWING. USE WRITTEN DIMENSIONS AND CHECK ON SITE. THIS DRAWING IS BASED ON SITE INFORMATION SUPPLIED BY THIRD PARTIES AND ACCURACY OF EXISTING FEATURES IS NOT GUARANTEED.
ANY ERROR, OMISSION OR DISCREPANCY NOTED ON OR BETWEEN DRAWINGS AND OTHER DOCUMENTS MUST BE REPORTED IN WRITING IMMEDIATELY.
ALL MECHANICAL, ELECTRICAL AND STRUCTURAL LAYOUTS / COMPONENTS ARE INDICATIVE AND MUST BE DESIGNED AND CHECKED BY SPECIALISTS.
DO NOT START WORK ON SITE BEFORE CONFIRMING THAT ALL NECESSARY STATUTORY AND OTHER CONSENTS HAVE BEEN OBTAINED.
THIS DRAWING IS COPYRIGHT AND MUST NOT BE DISTRIBUTED WITHOUT PERMISSION. ELECTRONIC CAD FILES MUST NOT BE ALTERED OR COPIED.

REVISIONS

REV	DATE	DESCRIPTION	CHECKED	DRAWN
0	18.08.2021	ISSUED FOR CONSTRUCTION PURPOSES ONLY	DG	CB



SCALE 1:50
1. PROPOSED GROUND FLOOR
REFLECTED CEILING PLAN



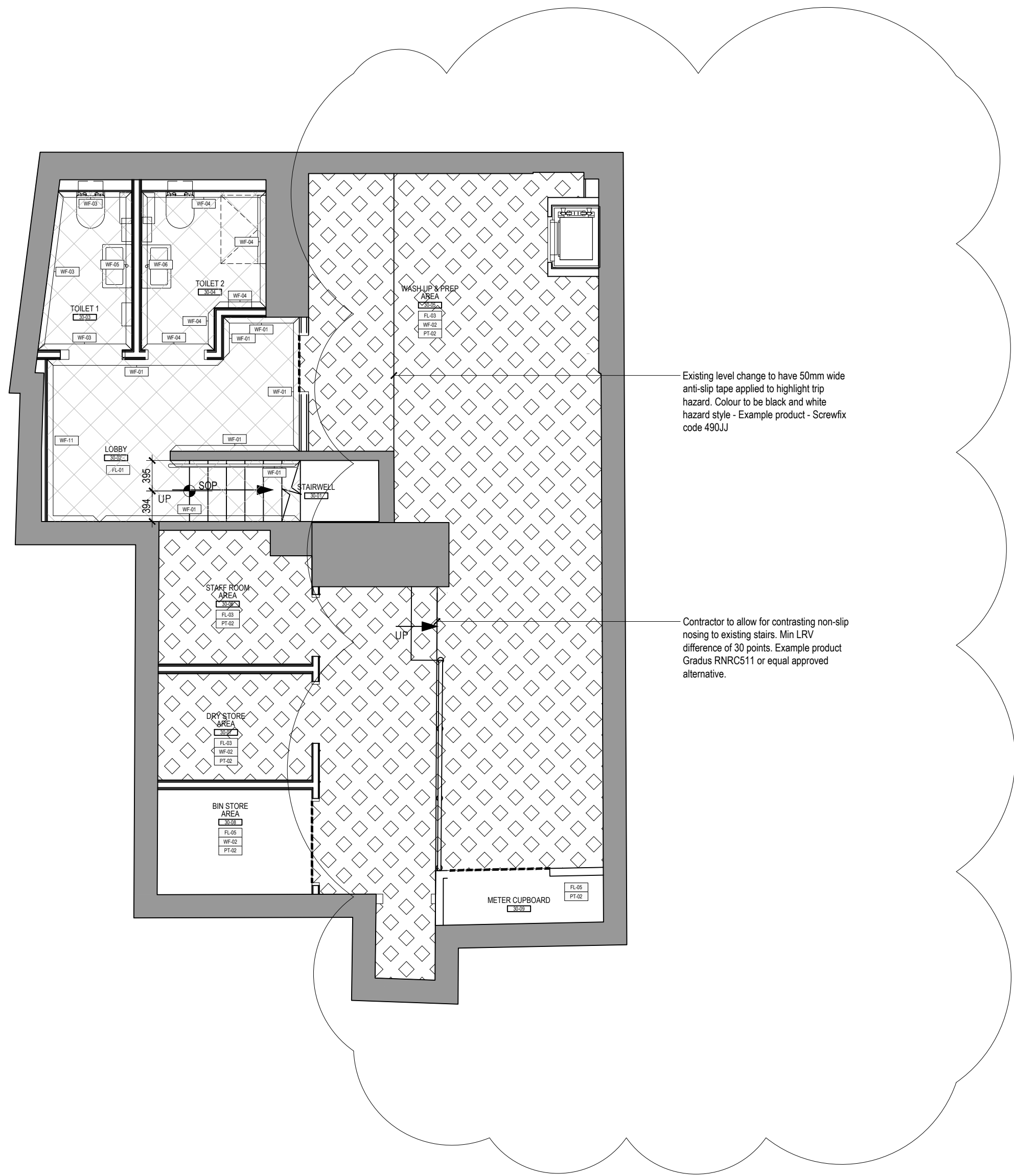
client
CAFE BRERA

project
BRERA
30 HAMPSTEAD HIGH STREET
LONDON NW3
drawing title
PROPOSED
REFLECTED TREE LAYOUT

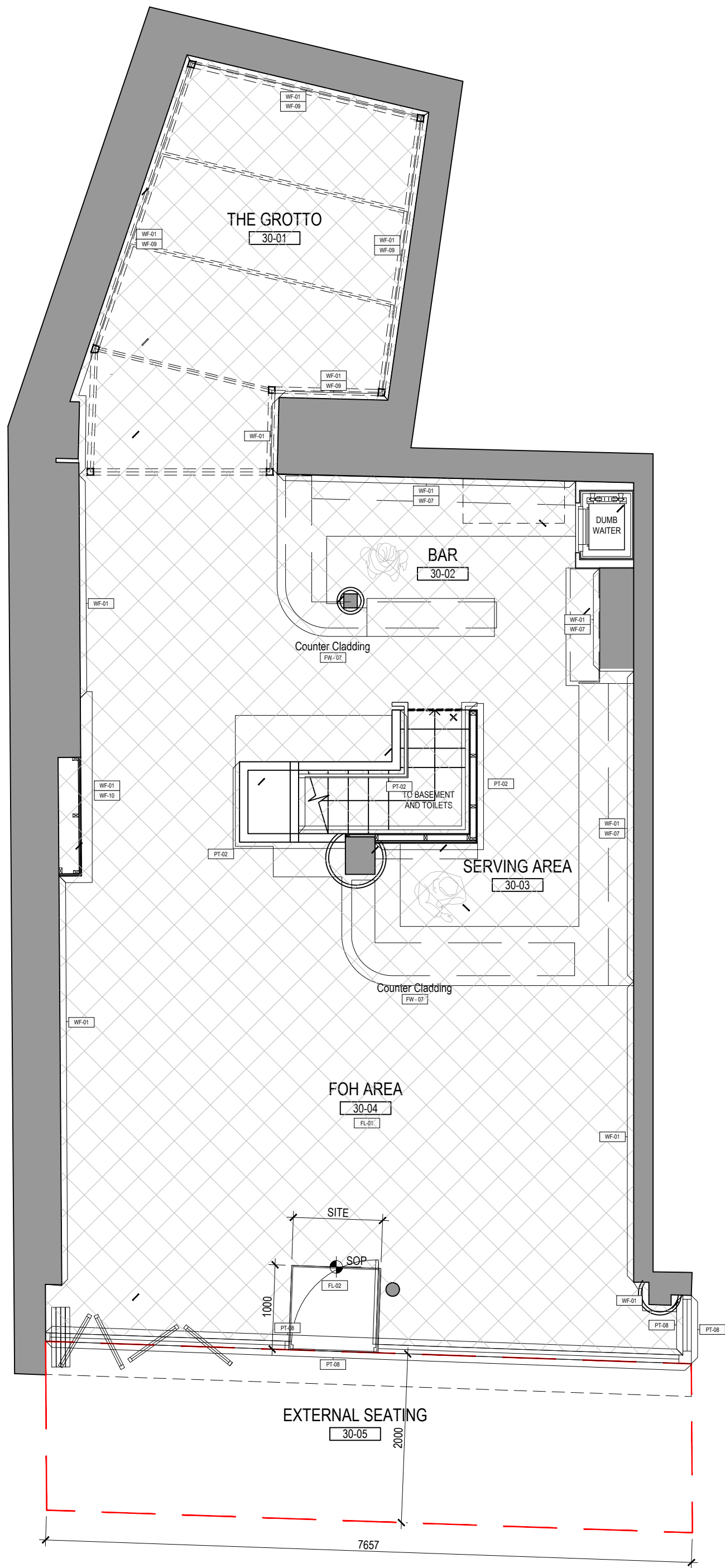
sheet size
A1
scale
1:50 @ A1
status
CONSTRUCTION
drawing no.
2027-HH-31-02
W: fitandproper.design
E: colin@fitandproper.design
T: 07789 115906

revision
0





SCALE 1:50
1. PROPOSED BASEMENT FINISHES PLANS



SCALE 1:50
2. PROPOSED GROUND FLOOR FINISHES PLANS

CONSTRUCTION NOTES:
1. THESE DRAWINGS ARE FOR CONSTRUCTION PURPOSES ONLY AND SHOULD NOT BE USED FOR ANY OTHER PURPOSES THAN THOSE EXPLICITLY STATED ON THE DRAWINGS.
2. DRAWINGS ARE BASED ON CHECK DIMENSIONS, AND THE CONTRACTOR IS TO ASSUME RESPONSIBILITY OF CHECKING ALL DIMENSIONS ON SITE.
3. THE CONTRACTOR TO NOTIFY LEAD CONSULTANT OF ANY DISCREPANCIES AND SEEK FURTHER INSTRUCTION BEFORE PROCEEDING WITH ANY RELATED WORKS.
4. THE CONTRACTOR SHALL BE APPOINTED AS PRINCIPLE CONTRACTOR UNDER COM (CONSTRUCTION & DESIGN MANAGEMENT REGULATIONS) 2015 AND SHALL BE RESPONSIBLE FOR ALL COM RELATED REQUIREMENTS, INCLUDING BUT NOT LIMITED TO, PROVISION OF RISK ASSESSMENTS AND METHOD STATEMENTS, PROVISION OF WELFARE FACILITIES ON SITE, AND PROVIDE FULL HAS DOCUMENTATION TO LEAD CONSULTANT FOR RECORD.
5. THE CONTRACTOR TO ENSURE THAT HSE (HEALTH & SAFETY EXECUTIVE) IS NOTIFIED OF WORKS, AND ENSURE ALL REQUIREMENTS OF HSE ARE MET. A COPY OF THE F10 IS TO BE PROVIDED TO THE HSE AND A COPY DISPLAYED ON SITE.
6. MAIN CONTRACTOR IS ULTIMATELY RESPONSIBLE FOR ALL SUB-CONTRACTOR WORKS AND ENSURING THAT THEIR RAMS ARE ACCEPTABLE PRIOR TO WORKS BEING CARRIED OUT ON SITE.
7. MAIN CONTRACTOR IS TO NOTIFY ALL AUTHORITIES IN ACCORDANCE WITH THEIR REGULATIONS, AND OBTAIN ANY REQUIRED APPROVALS FOR THE WORKS FROM LOCAL AUTHORITIES AND ENGINEERS.
8. MAIN CONTRACTOR TO ENSURE THAT ALL ELECTRICAL WORKS ARE CARRIED OUT IN ACCORDANCE WITH PART P OF THE BUILDING REGULATIONS. WORKS TO BE CARRIED OUT BY COMPETENT PERSON WITH TEST CERTIFICATE PROVIDED IN ACCORDANCE WITH BUILDING REGULATIONS. LOCAL AUTHORITY TO BE NOTIFIED WITHIN 30 DAYS THAT SCHEME HAS SUCCESSFULLY BEEN SELF CERTIFIED.
9. THE CONTRACTOR IS TO LIAISE DIRECTLY WITH STRUCTURAL ENGINEER TO ENSURE THAT ALL STRUCTURAL WORKS ARE CARRIED OUT IN ACCORDANCE WITH THE AGREED DESIGN AND SPECIFICATION.
10. ALL PUBLIC HEALTH WORKS TO BE CARRIED OUT IN ACCORDANCE WITH PART B OF THE BUILDING REGULATIONS.
11. THE CONTRACTOR IS TO CARRYOUT NEW ELECTRICAL INSTALLATION AS REQUIRED INCLUDING CONSUMER UNIT TO CURRENT STANDARDS. REFER TO ELECTRICAL PLAN FOR LOCATION OF POWER SOCKETS.
12. THE CONTRACTOR IS TO CARRY OUT EXTERNAL SURVEY OF THE SHOPFRONT, AND REPORT TO LEAD CONSULTANT FOR FURTHER INSTRUCTIONS.
13. THE CONTRACTOR IS TO PROVIDE TEMPORARY SERVICES AS REQUIRED FOR THE DURATION OF THE FIT-OUT UNTIL PERMANENT SERVICES ARE IN PLACE.

USE OF DRAWINGS
DO NOT SCALE FROM THIS DRAWING. USE WRITTEN DIMENSIONS AND CHECK ON SITE. THIS DRAWING IS BASED ON SITE INFORMATION SUPPLIED BY THIRD PARTIES AND ACCURACY OF EXISTING FEATURES IS NOT GUARANTEED.
ANY ERROR, OMISSION OR DISCREPANCY NOTED ON OR BETWEEN DRAWINGS AND OTHER DOCUMENTS MUST BE REPORTED IN WRITING IMMEDIATELY.
ALL MECHANICAL, ELECTRICAL AND STRUCTURAL LAYOUTS / COMPONENTS ARE INDICATIVE AND MUST BE DESIGNED AND CHECKED BY SPECIALISTS.
DO NOT START WORK ON SITE BEFORE CONFIRMING THAT ALL NECESSARY STATUTORY AND OTHER CONSENTS HAVE BEEN OBTAINED.
THIS DRAWING IS COPYRIGHT AND MUST NOT BE DISTRIBUTED WITHOUT PERMISSION. ELECTRONIC CAD FILES MUST NOT BE ALTERED OR COPIED.

REVISIONS				CHECKED DRAWN	
REV	DATE	DESCRIPTION			
0	06.08.2021	ISSUED FOR CONSTRUCTION PURPOSES ONLY		DG	CB
1	18.08.2021	UPDATED TO CLIENT COMMENTS.		CB	CB
2	08.09.2021	UPDATED TO SITE FEEDBACK		CB	CB

LEGEND:	
	FL-01 FEATURE BRERA FLOOR TILE
	ANTI-SLIP FLOOR
	THRESHOLD STRIP
	PAINT FINISH
	WALL FINISH
	FLOOR FINISH
	FIXTURE
	FURNITURE
	FITTING
	SANITARYWARE

ALL REFERENCES TO BE CROSS CHECKED AGAINST THE FINISHES & FF&E SCHEDULE: 2027-HH-70-01

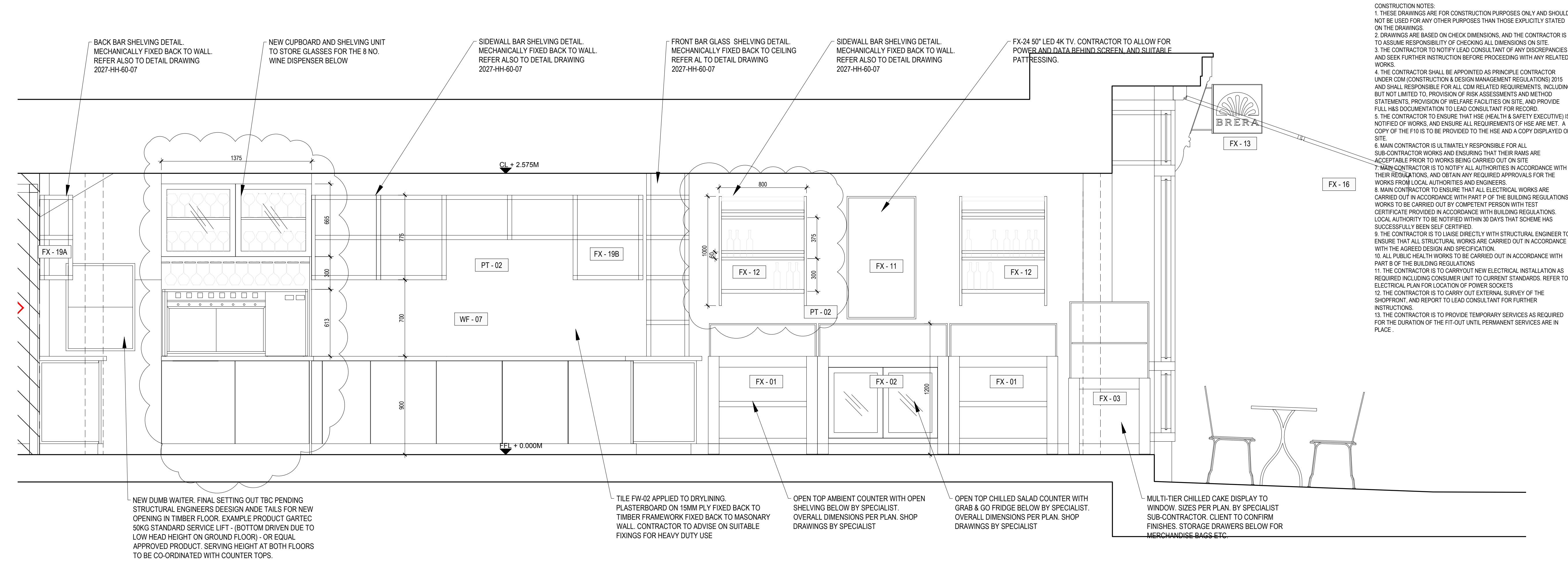


client
CAFE BRERA

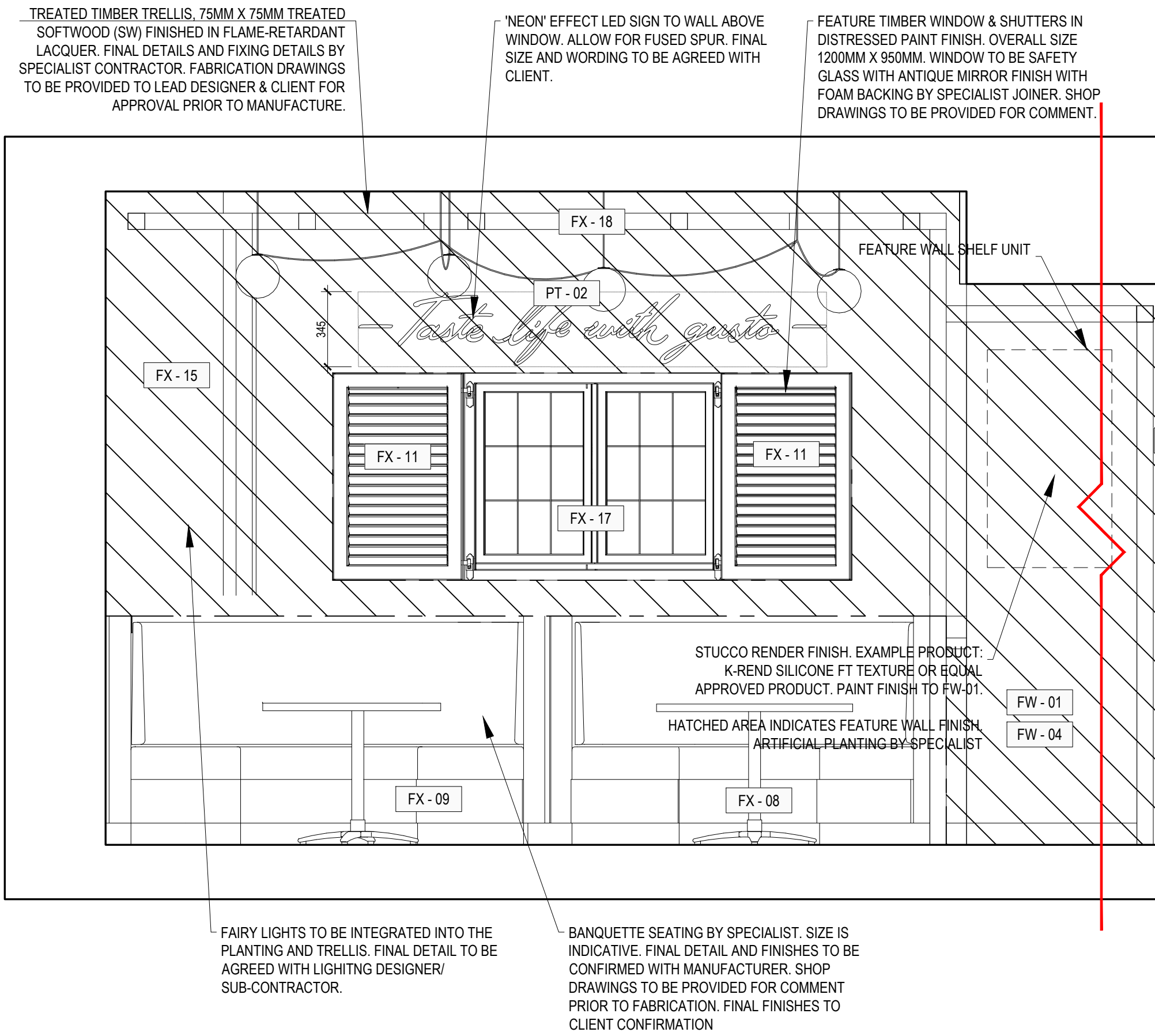
project
BRERA
30 HAMPSTEAD HIGH STREET
LONDON NW3
drawing title
PROPOSED
FINISHES PLANS

sheet size
A1
status
CONSTRUCTION
drawing no.
2027-CB-32-01
W: fitandproper.design
E: colin@fitandproper.design
T: 01932 943091
scale
1:50 @ A1
revision
2

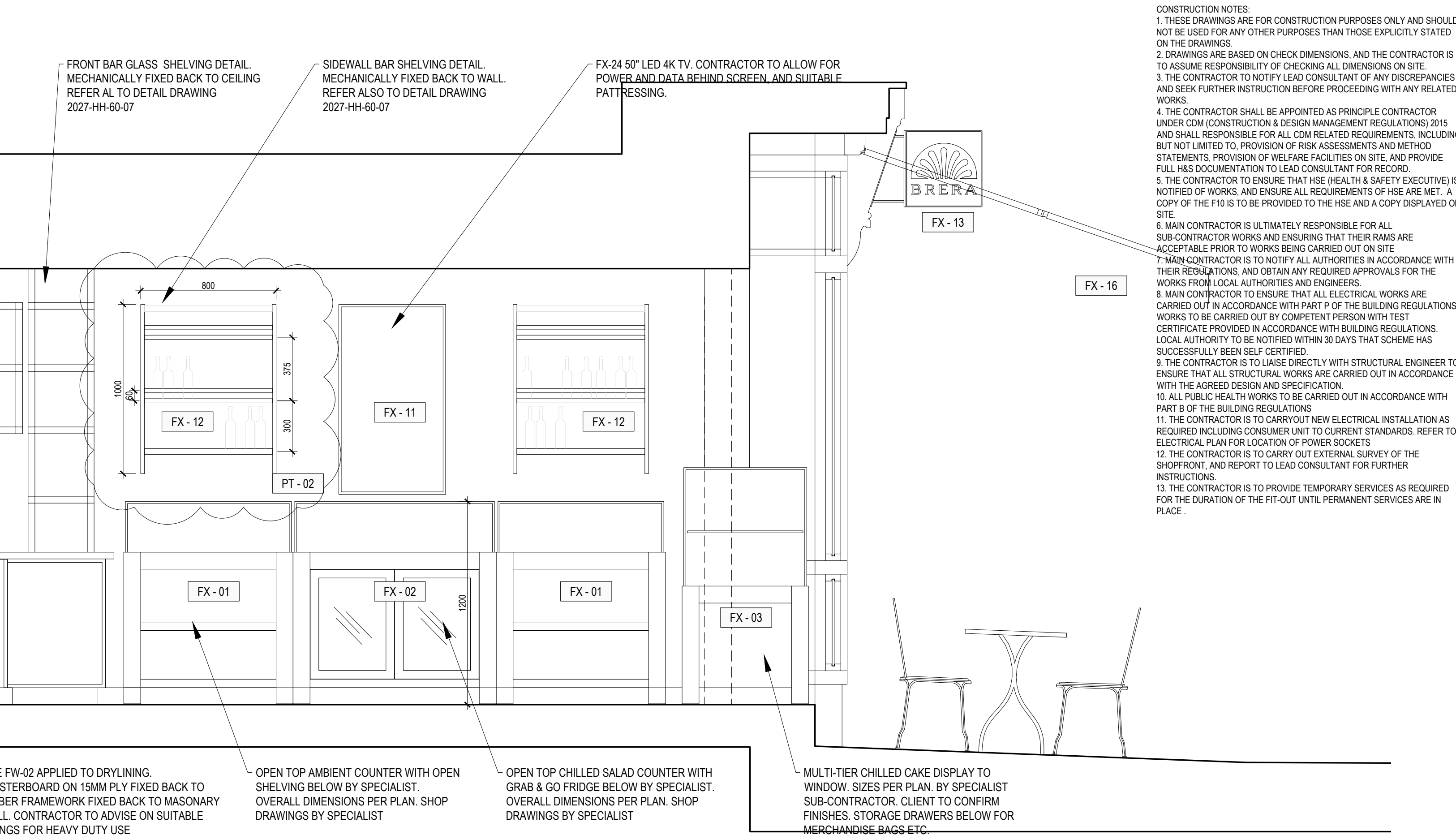




ELEVATION AA



ELEVATION AA cont.d

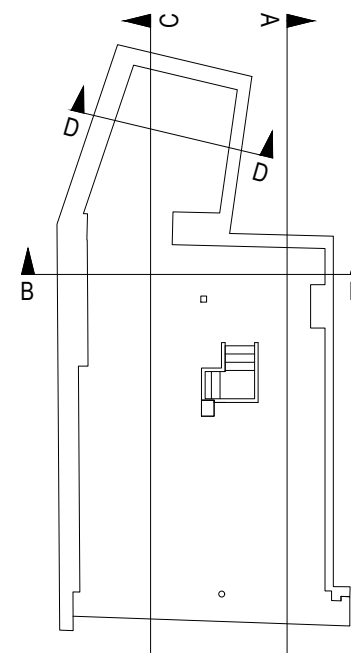


ELEVATION BB

CONSTRUCTION NOTES:
1. THESE DRAWINGS ARE FOR CONSTRUCTION PURPOSES ONLY AND SHOULD NOT BE USED FOR ANY OTHER PURPOSES THAN THOSE EXPLICITLY STATED ON THE DRAWINGS.
2. DRAWINGS ARE BASED ON CHECK DIMENSIONS, AND THE CONTRACTOR IS TO ASSUME RESPONSIBILITY OF CHECKING ALL DIMENSIONS ON SITE.
3. THE CONTRACTOR TO NOTIFY LEAD CONSULTANT OF ANY DISCREPANCIES AND SEEK FURTHER INSTRUCTION BEFORE PROCEEDING WITH ANY RELATED WORKS.
4. THE CONTRACTOR SHALL BE APPOINTED AS PRINCIPLE CONTRACTOR UNDER COM (CONSTRUCTION & DESIGN MANAGEMENT REGULATIONS) 2015 AND SHALL BE RESPONSIBLE FOR ALL COM RELATED REQUIREMENTS, INCLUDING BUT NOT LIMITED TO, PROVISION OF RISK ASSESSMENTS AND METHOD STATEMENTS, PROVISION OF WELFARE FACILITIES ON SITE, AND PROVIDE FULL HAS DOCUMENTATION TO LEAD CONSULTANT FOR RECORD.
5. THE CONTRACTOR TO ENSURE THAT HSE (HEALTH & SAFETY EXECUTIVE) IS NOTIFIED OF WORKS, AND ENSURE ALL REQUIREMENTS OF HSE ARE MET. A COPY OF THE F10 IS TO BE PROVIDED TO THE HSE AND A COPY DISPLAYED ON SITE.
6. MAIN CONTRACTOR IS ULTIMATELY RESPONSIBLE FOR ALL SUB-CONTRACTOR WORKS AND ENSURING THAT THEIR RAMS ARE ACCEPTABLE PRIOR TO WORKS BEING CARRIED OUT ON SITE.
7. MAIN CONTRACTOR IS TO NOTIFY ALL AUTHORITIES IN ACCORDANCE WITH THEIR REGULATIONS, AND OBTAIN ANY REQUIRED APPROVALS FOR THE WORKS FROM LOCAL AUTHORITIES AND ENGINEERS.
8. MAIN CONTRACTOR TO ENSURE THAT ALL ELECTRICAL WORKS ARE CARRIED OUT IN ACCORDANCE WITH PART P OF THE BUILDING REGULATIONS. LOCAL AUTHORITY TO BE NOTIFIED WITHIN 30 DAYS THAT SCHEME HAS SUCCESSFULLY BEEN SELF CERTIFIED.
9. THE CONTRACTOR IS TO LIAISE DIRECTLY WITH STRUCTURAL ENGINEER TO ENSURE THAT ALL STRUCTURAL WORKS ARE CARRIED OUT IN ACCORDANCE WITH THE AGREED DESIGN AND SPECIFICATION.
10. ALL PUBLIC HEALTH WORKS TO BE CARRIED OUT IN ACCORDANCE WITH PART B OF THE BUILDING REGULATIONS.
11. THE CONTRACTOR IS TO CARRYOUT NEW ELECTRICAL INSTALLATION AS REQUIRED INCLUDING CONSUMER UNIT TO CURRENT STANDARDS. REFER TO ELECTRICAL PLAN FOR LOCATION OF POWER SOCKETS.
12. THE CONTRACTOR IS TO CARRY OUT EXTERNAL SURVEY OF THE SHOPFRONT, AND REPORT TO LEAD CONSULTANT FOR FURTHER INSTRUCTIONS.
13. THE CONTRACTOR IS TO PROVIDE TEMPORARY SERVICES AS REQUIRED FOR THE DURATION OF THE FIT-OUT UNTIL PERMANENT SERVICES ARE IN PLACE.

USE OF DRAWINGS
DO NOT SCALE FROM THIS DRAWING. USE WRITTEN DIMENSIONS AND CHECK ON SITE. THIS DRAWING IS BASED ON SITE INFORMATION SUPPLIED BY THIRD PARTIES AND ACCURACY OF EXISTING FEATURES IS NOT GUARANTEED.
ANY ERROR, OMISSION OR DISCREPANCY NOTED ON OR BETWEEN DRAWINGS AND OTHER DOCUMENTS MUST BE REPORTED IN WRITING IMMEDIATELY. ALL MECHANICAL, ELECTRICAL AND STRUCTURAL LAYOUTS / COMPONENTS ARE INDICATIVE AND MUST BE DESIGNED AND CHECKED BY SPECIALISTS. DO NOT START WORK ON SITE BEFORE CONFIRMING THAT ALL NECESSARY STATUTORY AND OTHER CONSENTS HAVE BEEN OBTAINED.
THIS DRAWING IS COPYRIGHT AND MUST NOT BE DISTRIBUTED WITHOUT PERMISSION. ELECTRONIC CAD FILES MUST NOT BE ALTERED OR COPIED.

REVISIONS		REV	DATE	DESCRIPTION	CHECKED
00	06.08.2021	ISSUED FOR CONSTRUCTION PURPOSES ONLY	DG	CB	
1	09.08.2021	UPDATED TO CLIENT COMMENTS. ISSUED FOR CONSTRUCTION PURPOSES ONLY.	CB	CB	
2	18.08.2021	UPDATED TO CLIENT COMMENTS. ISSUED FOR CONSTRUCTION PURPOSES ONLY.	DG	CB	



KEY



client
CAFE BRERA

project
BRERA
30 HAMPSTEAD HIGH STREET
LONDON NW3

drawing title
PROPOSED INTERNAL
SOUTH EAST & NORTH ELEVATION
BAR, COUNTER & GROTTTO

sheet size
A1

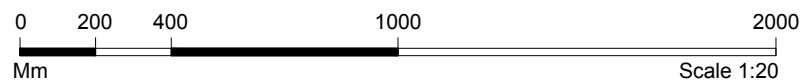
scale
1:20 @ A1

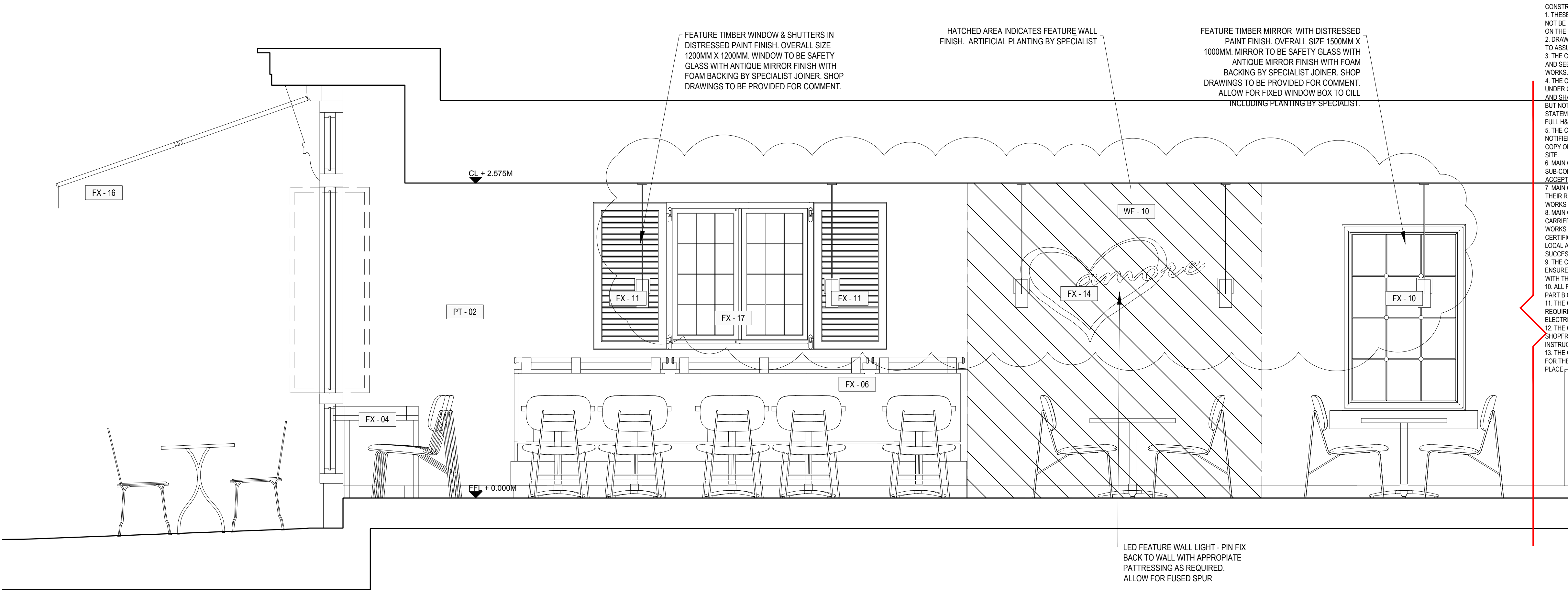
status
CONSTRUCTION

drawing no.
2027-HH-60-01

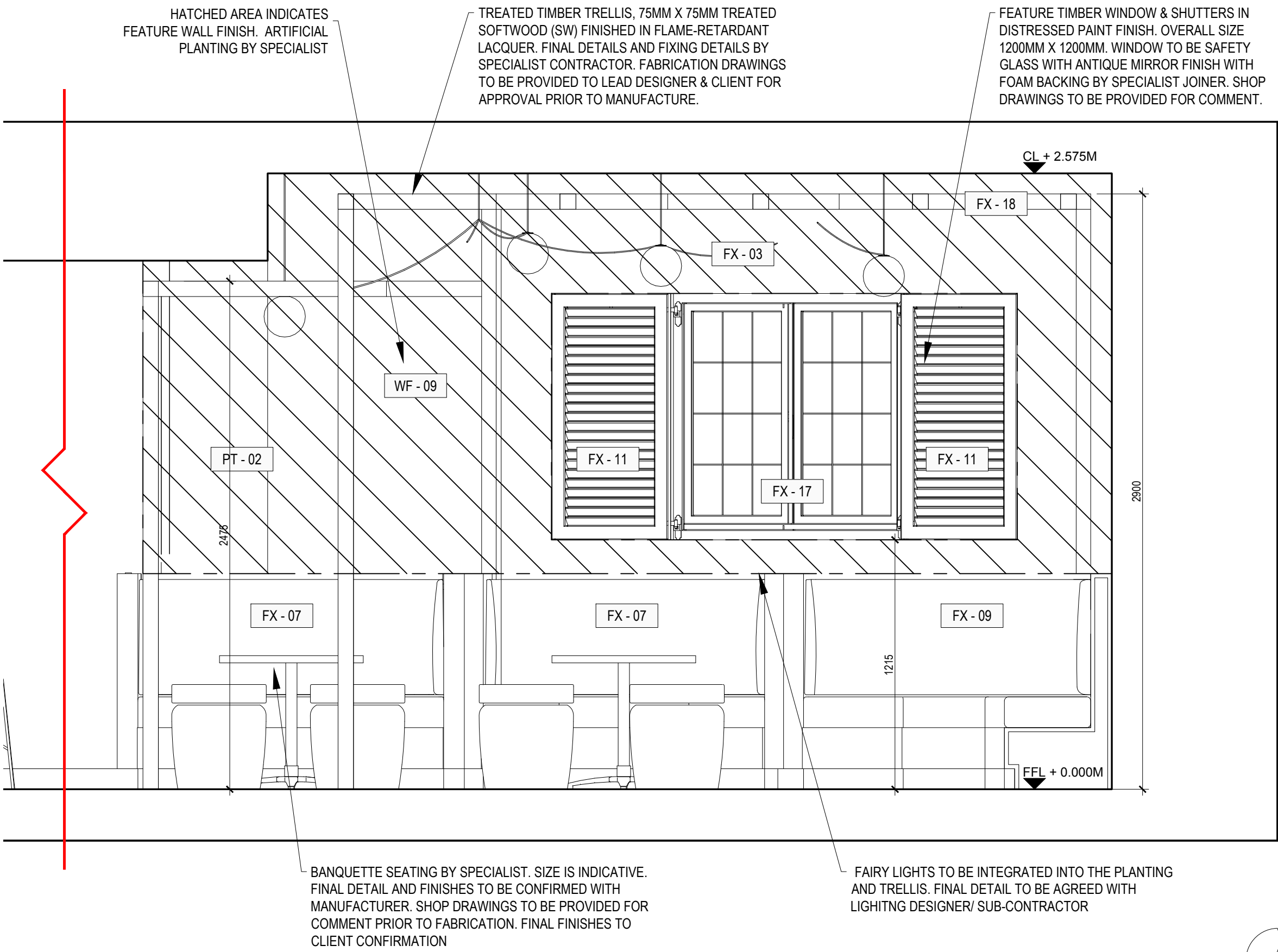
W: fitandproper.design
E: colin@fitandproper.design
T: 01932 943091

revision
2

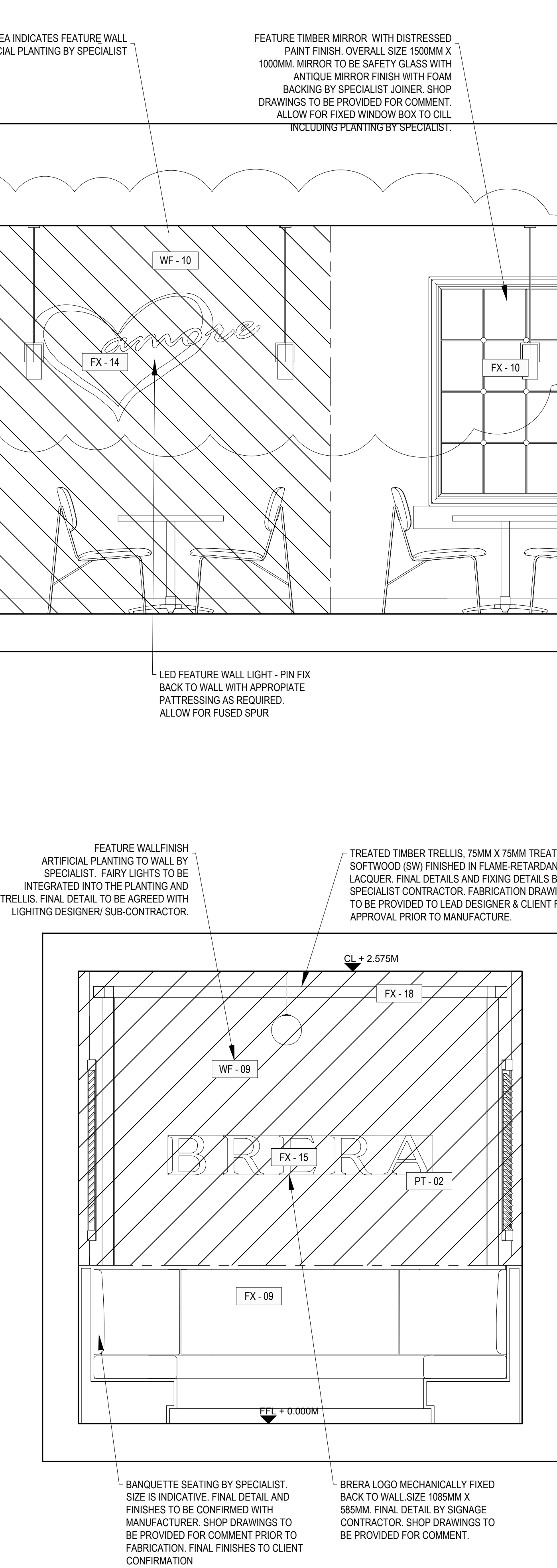




ELEVATION CC



ELEVATION CC cont.d

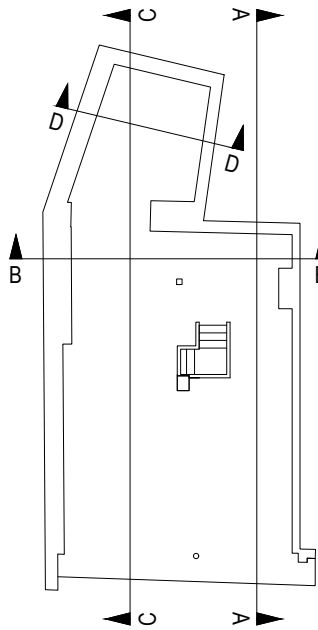


ELEVATION DD

CONSTRUCTION NOTES:
1. THESE DRAWINGS ARE FOR CONSTRUCTION PURPOSES ONLY AND SHOULD NOT BE USED FOR ANY OTHER PURPOSES THAN THOSE EXPLICITLY STATED ON THE DRAWINGS.
2. DRAWINGS ARE BASED ON CHECK DIMENSIONS, AND THE CONTRACTOR IS TO ASSUME RESPONSIBILITY OF CHECKING ALL DIMENSIONS ON SITE.
3. THE CONTRACTOR TO NOTIFY LEAD CONSULTANT OF ANY DISCREPANCIES AND SEEK FURTHER INSTRUCTION BEFORE PROCEEDING WITH ANY RELATED WORKS.
4. THE CONTRACTOR SHALL BE APPOINTED AS PRINCIPLE CONTRACTOR UNDER COM (CONSTRUCTION & DESIGN MANAGEMENT REGULATIONS) 2015 AND SHALL BE RESPONSIBLE FOR ALL COM RELATED REQUIREMENTS, INCLUDING BUT NOT LIMITED TO, PROVISION OF RISK ASSESSMENTS AND METHOD STATEMENTS, PROVISION OF WELFARE FACILITIES ON SITE, AND PROVIDE FULL HAS DOCUMENTATION TO LEAD CONSULTANT FOR RECORD.
5. THE CONTRACTOR TO ENSURE THAT HSE (HEALTH & SAFETY EXECUTIVE) IS NOTIFIED OF WORKS, AND ENSURE ALL REQUIREMENTS OF HSE ARE MET. A COPY OF THE F10 IS TO BE PROVIDED TO THE HSE AND A COPY DISPLAYED ON SITE.
6. MAIN CONTRACTOR IS ULTIMATELY RESPONSIBLE FOR ALL SUB-CONTRACTOR WORKS AND ENSURING THAT THEIR RAMS ARE ACCEPTABLE PRIOR TO WORKS BEING CARRIED OUT ON SITE.
7. MAIN CONTRACTOR IS TO NOTIFY ALL AUTHORITIES IN ACCORDANCE WITH THEIR REGULATIONS, AND OBTAIN ANY REQUIRED APPROVALS FOR THE WORKS FROM LOCAL AUTHORITIES AND ENGINEERS.
8. MAIN CONTRACTOR TO ENSURE THAT ALL ELECTRICAL WORKS ARE CARRIED OUT IN ACCORDANCE WITH PART P OF THE BUILDING REGULATIONS. WORKS TO BE CARRIED OUT BY COMPETENT PERSON WITH TEST CERTIFICATE PROVIDED IN ACCORDANCE WITH BUILDING REGULATIONS. LOCAL AUTHORITY TO BE NOTIFIED WITHIN 30 DAYS THAT SCHEME HAS SUCCESSFULLY BEEN SELF CERTIFIED.
9. THE CONTRACTOR IS TO LIAISE DIRECTLY WITH STRUCTURAL ENGINEER TO ENSURE THAT ALL STRUCTURAL WORKS ARE CARRIED OUT IN ACCORDANCE WITH THE AGREED DESIGN AND SPECIFICATION.
10. ALL PUBLIC HEALTH WORKS TO BE CARRIED OUT IN ACCORDANCE WITH PART B OF THE BUILDING REGULATIONS.
11. THE CONTRACTOR IS TO CARRYOUT NEW ELECTRICAL INSTALLATION AS REQUIRED INCLUDING CONSUMER UNIT TO CURRENT STANDARDS. REFER TO ELECTRICAL PLAN FOR LOCATION OF POWER SOCKETS.
12. THE CONTRACTOR IS TO CARRY OUT EXTERNAL SURVEY OF THE SHOPFRONT, AND REPORT TO LEAD CONSULTANT FOR FURTHER INSTRUCTIONS.
13. THE CONTRACTOR IS TO PROVIDE TEMPORARY SERVICES AS REQUIRED FOR THE DURATION OF THE FIT-OUT UNTIL PERMANENT SERVICES ARE IN PLACE.

USE OF DRAWINGS
DO NOT SCALE FROM THIS DRAWING. USE WRITTEN DIMENSIONS AND CHECK ON SITE. THIS DRAWING IS BASED ON SITE INFORMATION SUPPLIED BY THIRD PARTIES AND ACCURACY OF EXISTING FEATURES IS NOT GUARANTEED.
ANY ERROR, OMISSION OR DISCREPANCY NOTED ON OR BETWEEN DRAWINGS AND OTHER DOCUMENTS MUST BE REPORTED IN WRITING IMMEDIATELY.
ALL MECHANICAL, ELECTRICAL AND STRUCTURAL LAYOUTS / COMPONENTS ARE INDICATIVE AND MUST BE DESIGNED AND CHECKED BY SPECIALISTS.
DO NOT START WORK ON SITE BEFORE CONFIRMING THAT ALL NECESSARY STATUTORY AND OTHER CONSENTS HAVE BEEN OBTAINED.
THIS DRAWING IS COPYRIGHT AND MUST NOT BE DISTRIBUTED WITHOUT PERMISSION. ELECTRONIC CAD FILES MUST NOT BE ALTERED OR COPIED.

REVISIONS				CHECKED DRAWN	
REV	DATE	DESCRIPTION			
00	06.08.2021	ISSUED FOR CONSTRUCTION PURPOSES ONLY		DG	CB
1	09.08.2021	UPDATED TO CLIENT COMMENTS. ISSUED FOR CONSTRUCTION PURPOSES ONLY.		CB	CB
2	18.08.2021	UPDATED TO CLIENT COMMENTS. ISSUED FOR CONSTRUCTION PURPOSES ONLY.		DG	CB



KEY



client
CAFE BRERA

project
BRERA
30 HAMPSTEAD HIGH STREET
LONDON NW3

drawing title
PROPOSED INTERNAL
NORTH WEST ELEVATION
SEATING AREA & GROTTO

sheet size
A1

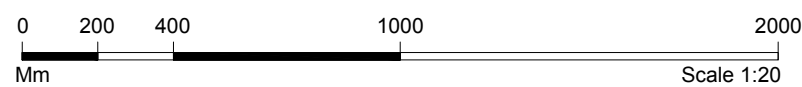
scale
1:20 @ A1

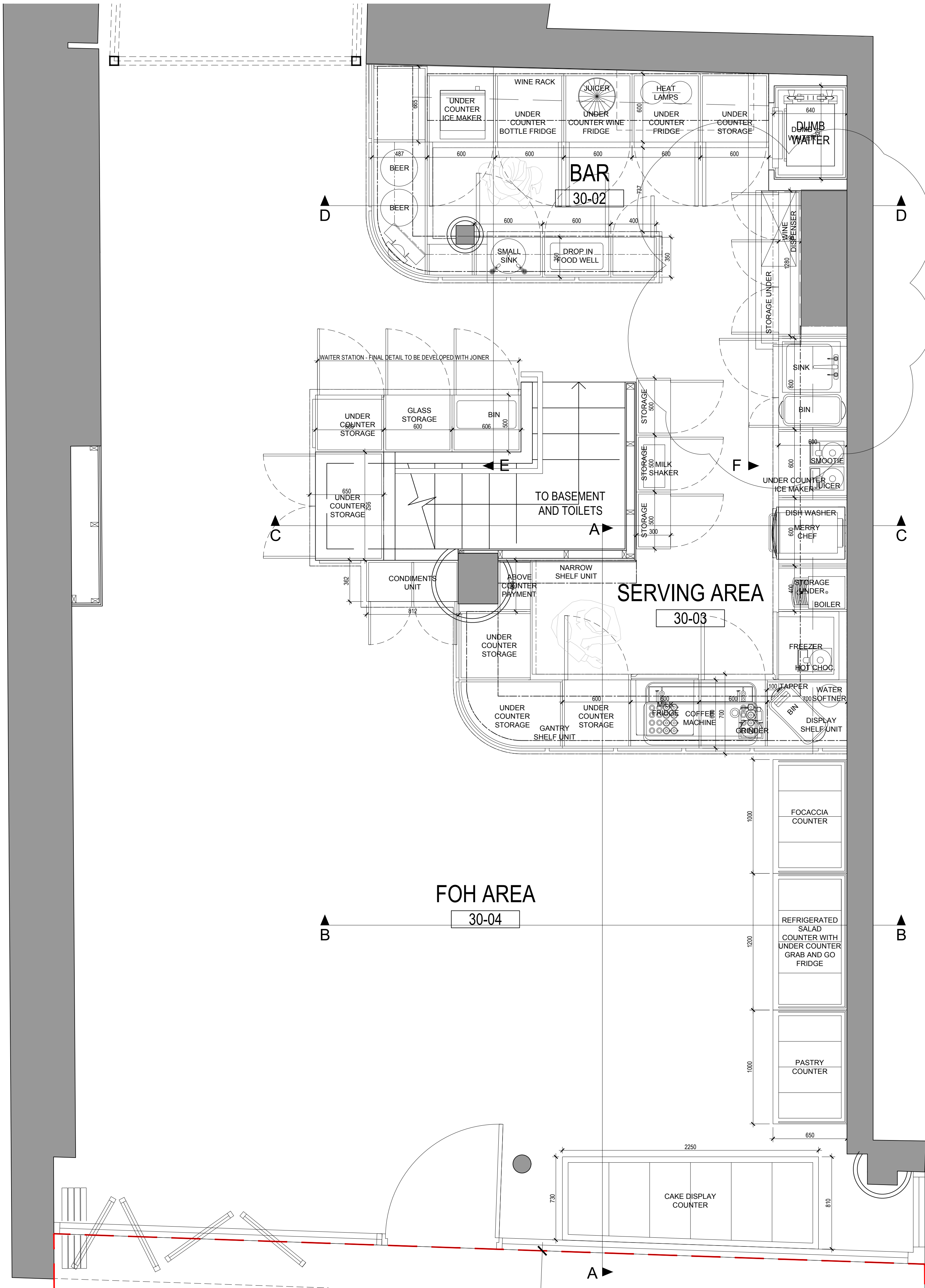
status
CONSTRUCTION

drawing no.
2027-HH-60-02

W: fitandproper.design
E: colin@fitandproper.design
T: 01932 943091

revision
2





CONSTRUCTION NOTES:
1. THESE DRAWINGS ARE FOR CONSTRUCTION PURPOSES ONLY AND SHOULD NOT BE USED FOR ANY OTHER PURPOSES THAN THOSE EXPLICITLY STATED ON THE DRAWINGS.
2. DRAWINGS ARE BASED ON CHECK DIMENSIONS, AND THE CONTRACTOR IS TO ASSUME RESPONSIBILITY OF CHECKING ALL DIMENSIONS ON SITE.
3. THE CONTRACTOR TO NOTIFY LEAD CONSULTANT OF ANY DISCREPANCIES AND SEEK FURTHER INSTRUCTION BEFORE PROCEEDING WITH ANY RELATED WORKS.
4. THE CONTRACTOR SHALL BE APPOINTED AS PRINCIPLE CONTRACTOR UNDER COM (CONSTRUCTION & DESIGN MANAGEMENT REGULATIONS) 2015 AND SHALL BE RESPONSIBLE FOR ALL COM RELATED REQUIREMENTS, INCLUDING BUT NOT LIMITED TO, PROVISION OF RISK ASSESSMENTS AND METHOD STATEMENTS, PROVISION OF WELFARE FACILITIES ON SITE, AND PROVIDE FULL HAS DOCUMENTATION TO LEAD CONSULTANT FOR RECORD.
5. THE CONTRACTOR TO ENSURE THAT HSE (HEALTH & SAFETY EXECUTIVE) IS NOTIFIED OF WORKS, AND ENSURE ALL REQUIREMENTS OF HSE ARE MET. A COPY OF THE F10 IS TO BE PROVIDED TO THE HSE AND A COPY DISPLAYED ON SITE.
6. MAIN CONTRACTOR IS ULTIMATELY RESPONSIBLE FOR ALL SUB-CONTRACTOR WORKS AND ENSURING THAT THEIR RAMS ARE ACCEPTABLE PRIOR TO WORKS BEING CARRIED OUT ON SITE.
7. MAIN CONTRACTOR IS TO NOTIFY ALL AUTHORITIES IN ACCORDANCE WITH THEIR REGULATIONS, AND OBTAIN ANY REQUIRED APPROVALS FOR THE WORKS FROM LOCAL AUTHORITIES AND ENGINEERS.
8. MAIN CONTRACTOR TO ENSURE THAT ALL ELECTRICAL WORKS ARE CARRIED OUT IN ACCORDANCE WITH PART P OF THE BUILDING REGULATIONS. WORKS TO BE CARRIED OUT BY COMPETENT PERSON WITH TEST CERTIFICATE PROVIDED IN ACCORDANCE WITH BUILDING REGULATIONS. LOCAL AUTHORITY TO BE NOTIFIED WITHIN 30 DAYS THAT SCHEME HAS SUCCESSFULLY BEEN SELF CERTIFIED.
9. THE CONTRACTOR IS TO LIAISE DIRECTLY WITH STRUCTURAL ENGINEER TO ENSURE THAT ALL STRUCTURAL WORKS ARE CARRIED OUT IN ACCORDANCE WITH THE AGREED DESIGN AND SPECIFICATION.
10. ALL PUBLIC HEALTH WORKS TO BE CARRIED OUT IN ACCORDANCE WITH PART B OF THE BUILDING REGULATIONS.
11. THE CONTRACTOR IS TO CARRYOUT NEW ELECTRICAL INSTALLATION AS REQUIRED INCLUDING CONSUMER UNIT TO CURRENT STANDARDS. REFER TO ELECTRICAL PLAN FOR LOCATION OF POWER SOCKETS.
12. THE CONTRACTOR IS TO CARRY OUT EXTERNAL SURVEY OF THE SHOPFRONT, AND REPORT TO LEAD CONSULTANT FOR FURTHER INSTRUCTIONS.
13. THE CONTRACTOR IS TO PROVIDE TEMPORARY SERVICES AS REQUIRED FOR THE DURATION OF THE FIT-OUT UNTIL PERMANENT SERVICES ARE IN PLACE.

USE OF DRAWINGS
DO NOT SCALE FROM THIS DRAWING. USE WRITTEN DIMENSIONS AND CHECK ON SITE. THIS DRAWING IS BASED ON SITE INFORMATION SUPPLIED BY THIRD PARTIES AND ACCURACY OF EXISTING FEATURES IS NOT GUARANTEED.
ANY ERROR, OMISSION OR DISCREPANCY NOTED ON OR BETWEEN DRAWINGS AND OTHER DOCUMENTS MUST BE REPORTED IN WRITING IMMEDIATELY.
ALL MECHANICAL, ELECTRICAL AND STRUCTURAL LAYOUTS / COMPONENTS ARE INDICATIVE AND MUST BE DESIGNED AND CHECKED BY SPECIALISTS.
DO NOT START WORK ON SITE BEFORE CONFIRMING THAT ALL NECESSARY STATUTORY AND OTHER CONSENTS HAVE BEEN OBTAINED.
THIS DRAWING IS COPYRIGHT AND MUST NOT BE DISTRIBUTED WITHOUT PERMISSION. ELECTRONIC CAD FILES MUST NOT BE ALTERED OR COPIED.

REVISIONS

REV	DATE	DESCRIPTION	CHECKED
00	06.08.2021	ISSUED FOR CONSTRUCTION PURPOSES	DG CB
1	09.08.2021	UPDATED TO CLIENT COMMENTS. ISSUED FOR CONSTRUCTION PURPOSES ONLY.	CB CB
2	18.08.2021	UPDATED TO CLIENT COMMENTS. ISSUED FOR CONSTRUCTION PURPOSES ONLY.	CB CB



client
CAFE BRERA

project
BRERA
30 HAMPSTEAD HIGH STREET
LONDON NW3

drawing title
PROPOSED BAR & COUNTER
PLAN

sheet size
A1

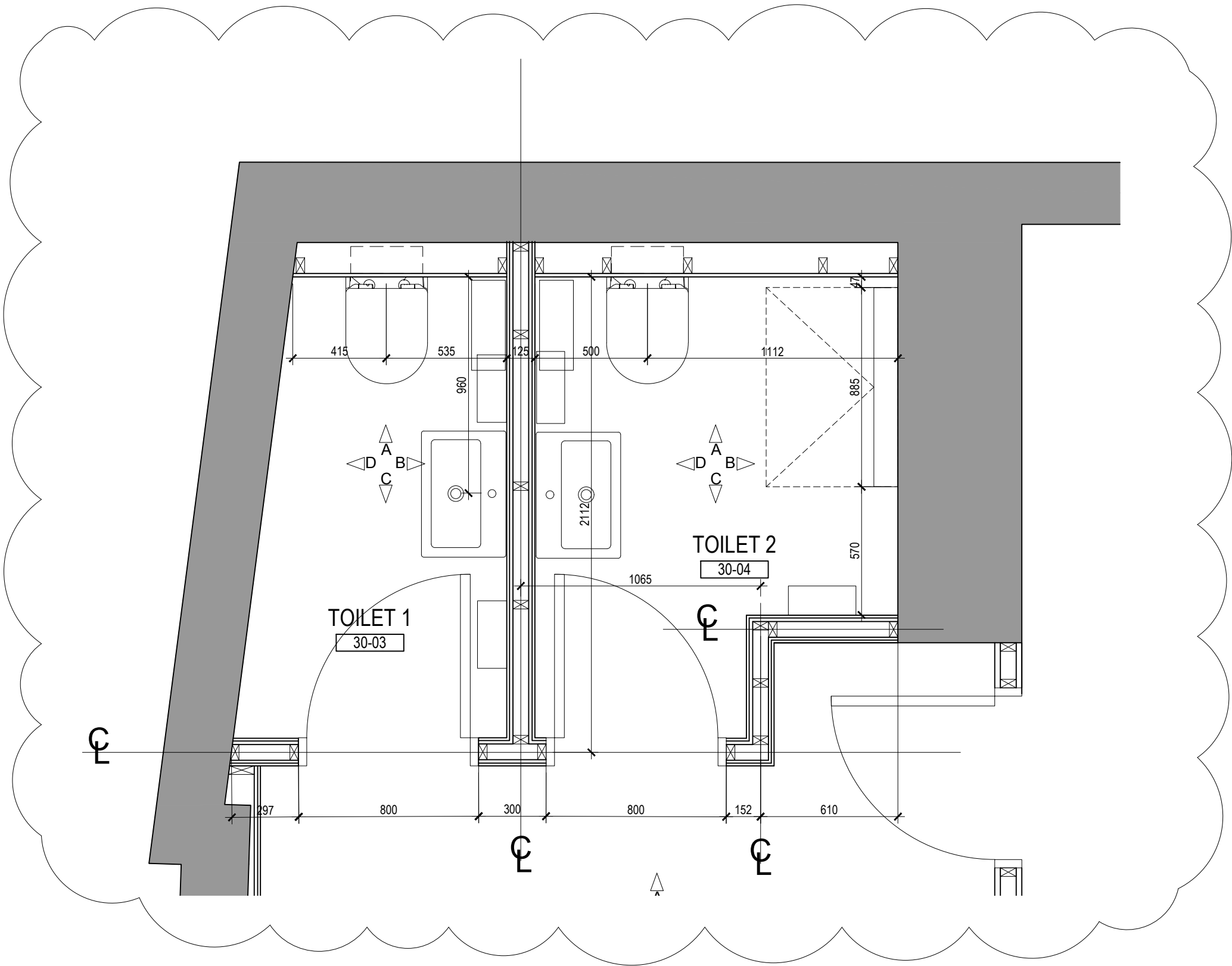
scale
1:20 @ A1

status
CONSTRUCTION

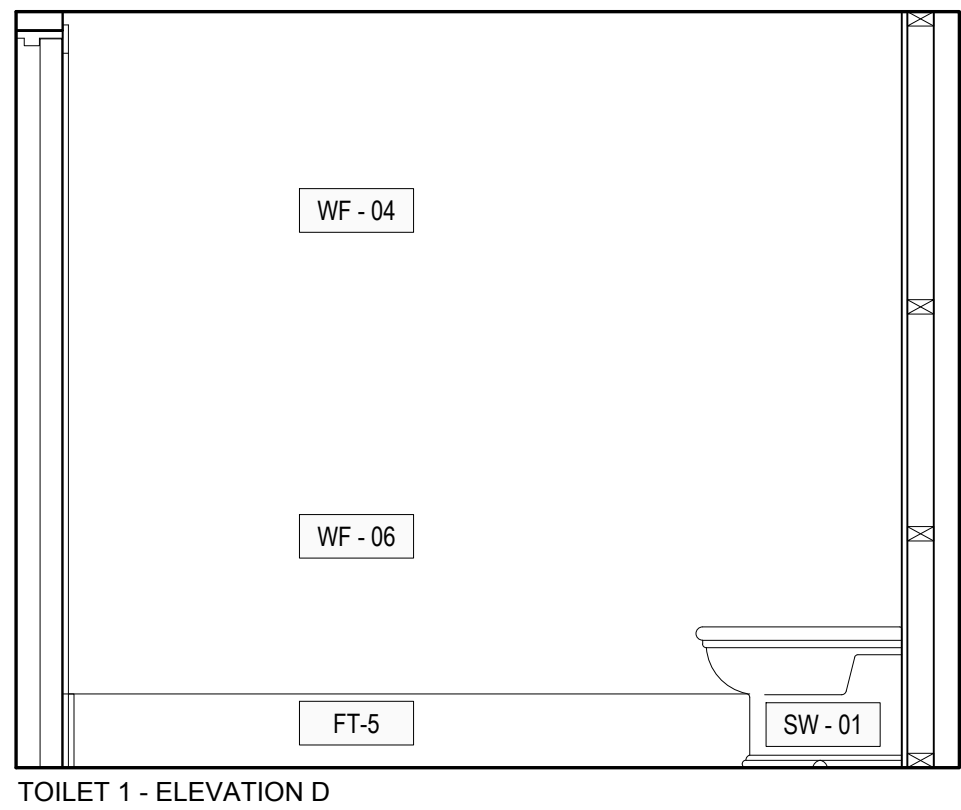
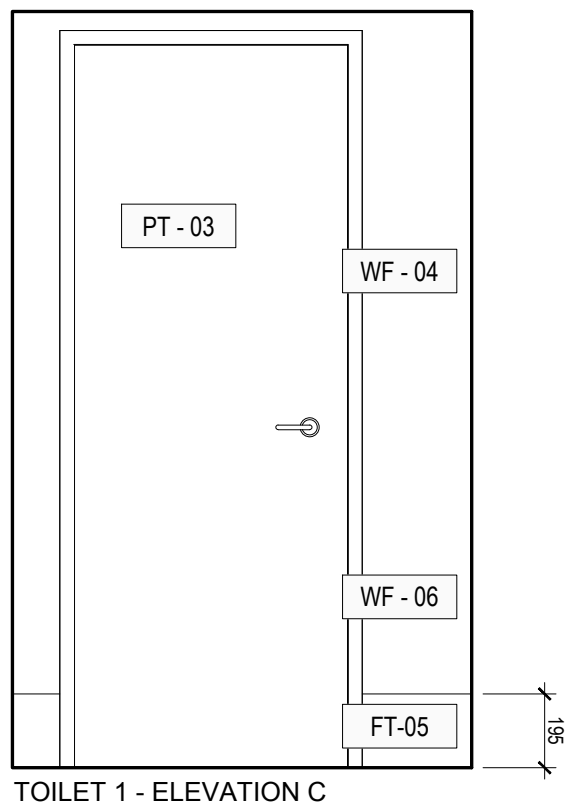
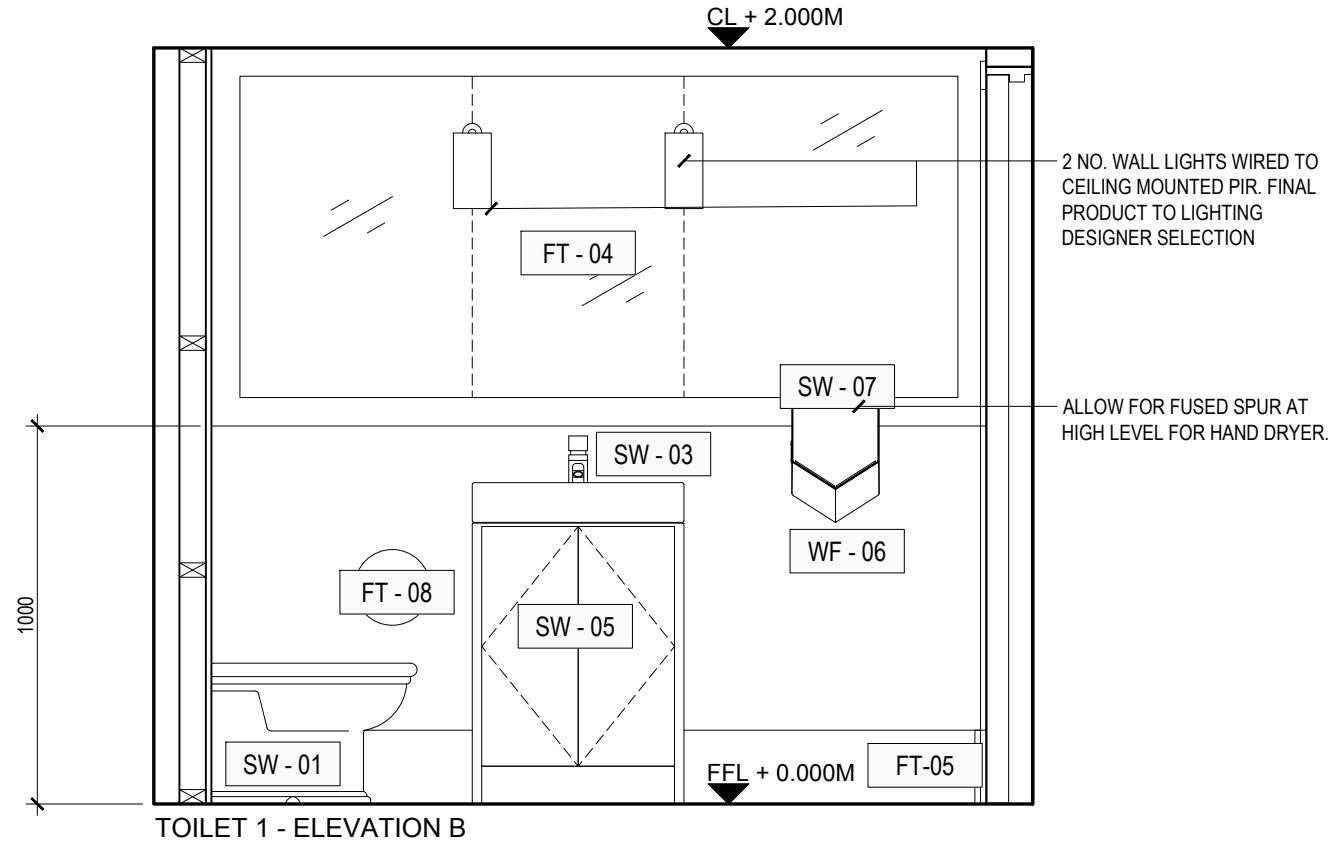
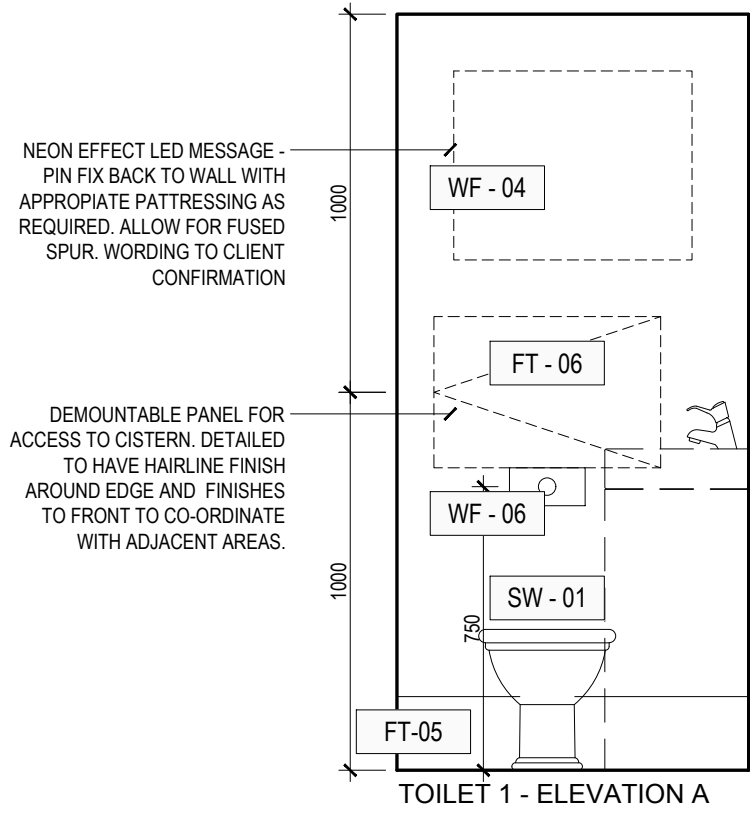
drawing no.
2027-HH-60-03

W: fitandproper.design
E: colin@fitandproper.design
T: 01932 943091

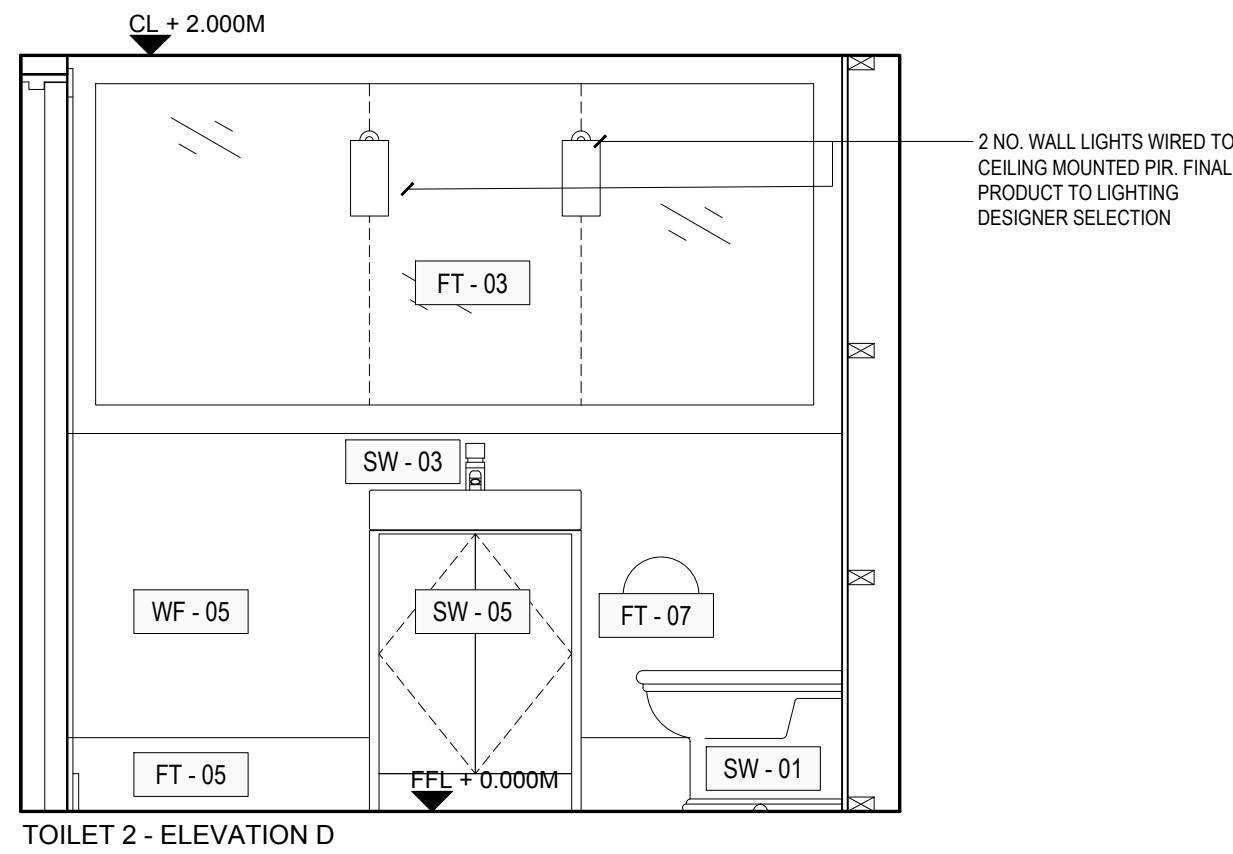
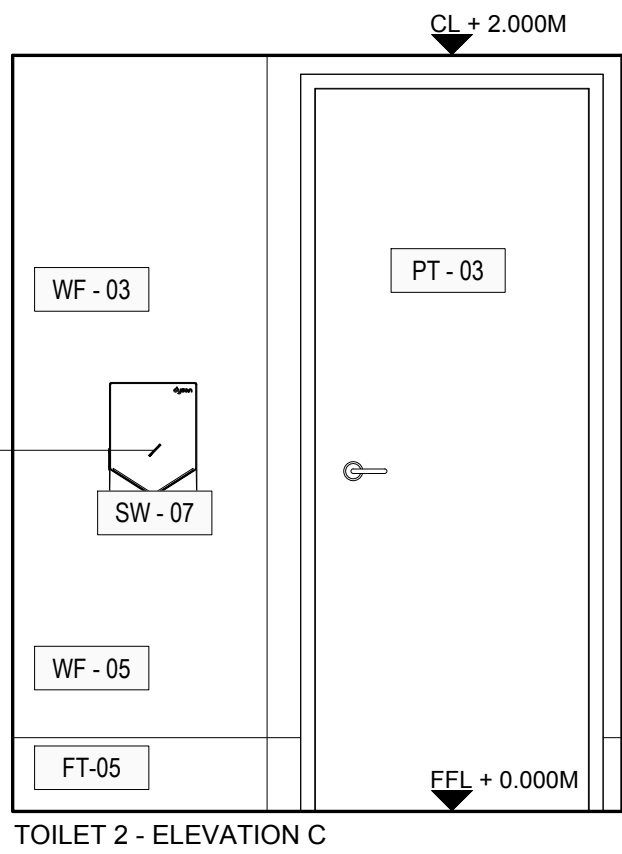
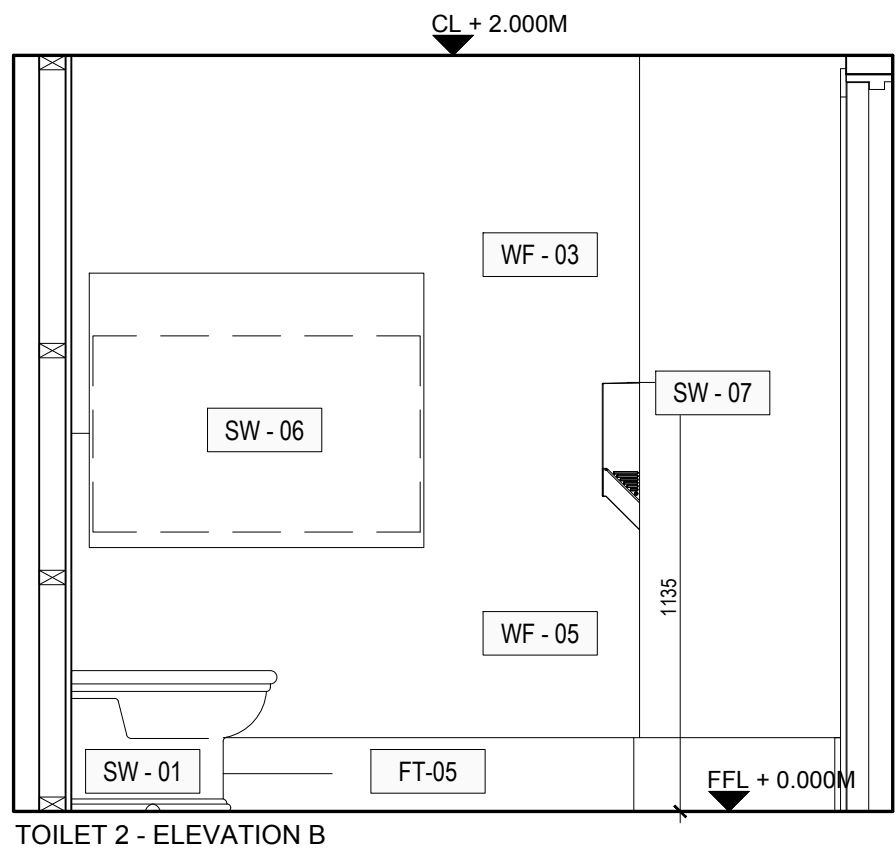
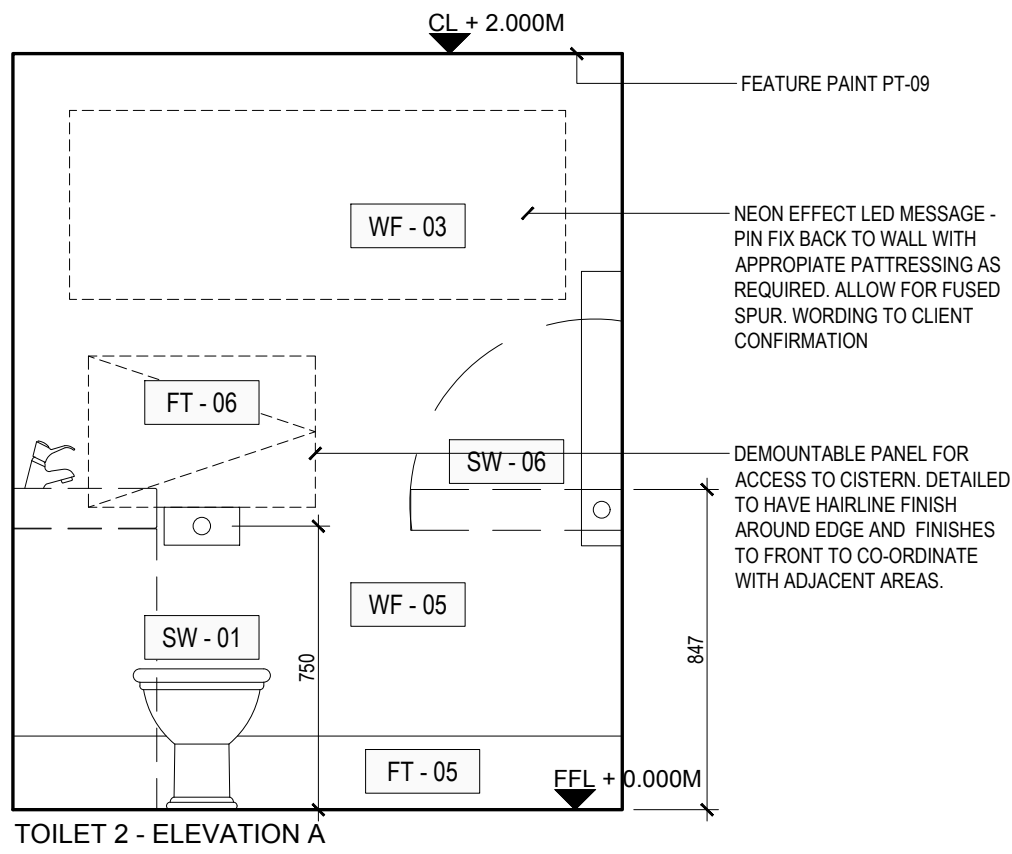
revision
2



SCALE 1:20
1. PROPOSED TOILET PLANS
GENERAL ARRANGEMENT PLAN



SCALE 1:20
2. TOILET 1
INTERNAL ELEVATIONS



SCALE 1:20
3. TOILET 2
INTERNAL ELEVATIONS

CONSTRUCTION NOTES:
1. THESE DRAWINGS ARE FOR CONSTRUCTION PURPOSES ONLY AND SHOULD NOT BE USED FOR ANY OTHER PURPOSES THAN THOSE EXPLICITLY STATED ON THE DRAWINGS.
2. DRAWINGS ARE BASED ON CHECK DIMENSIONS, AND THE CONTRACTOR IS TO ASSUME RESPONSIBILITY OF CHECKING ALL DIMENSIONS ON SITE.
3. THE CONTRACTOR TO NOTIFY LEAD CONSULTANT OF ANY DISCREPANCIES AND SEEK FURTHER INSTRUCTION BEFORE PROCEEDING WITH ANY RELATED WORKS.
4. THE CONTRACTOR SHALL BE APPOINTED AS PRINCIPLE CONTRACTOR UNDER COM (CONSTRUCTION & DESIGN MANAGEMENT REGULATIONS) 2015 AND SHALL BE RESPONSIBLE FOR ALL COM RELATED REQUIREMENTS, INCLUDING BUT NOT LIMITED TO, PROVISION OF RISK ASSESSMENTS AND METHOD STATEMENTS, PROVISION OF WELFARE FACILITIES ON SITE, AND PROVIDE FULL HAS DOCUMENTATION TO LEAD CONSULTANT FOR RECORD.
5. THE CONTRACTOR TO ENSURE THAT HSE (HEALTH & SAFETY EXECUTIVE) IS NOTIFIED OF WORKS, AND ENSURE ALL REQUIREMENTS OF HSE ARE MET. A COPY OF THE F10 IS TO BE PROVIDED TO THE HSE AND A COPY DISPLAYED ON SITE.
6. MAIN CONTRACTOR IS ULTIMATELY RESPONSIBLE FOR ALL SUB-CONTRACTOR WORKS AND ENSURING THAT THEIR RAMS ARE ACCEPTABLE PRIOR TO WORKS BEING CARRIED OUT ON SITE.
7. MAIN CONTRACTOR IS TO NOTIFY ALL AUTHORITIES IN ACCORDANCE WITH THEIR REGULATIONS, AND OBTAIN ANY REQUIRED APPROVALS FOR THE WORKS FROM LOCAL AUTHORITIES AND ENGINEERS.
8. MAIN CONTRACTOR TO ENSURE THAT ALL ELECTRICAL WORKS ARE CARRIED OUT IN ACCORDANCE WITH PART P OF THE BUILDING REGULATIONS. WORKS TO BE CARRIED OUT BY COMPETENT PERSON WITH TEST CERTIFICATE PROVIDED IN ACCORDANCE WITH BUILDING REGULATIONS. LOCAL AUTHORITY TO BE NOTIFIED WITHIN 30 DAYS THAT SCHEME HAS SUCCESSFULLY BEEN SELF CERTIFIED.
9. THE CONTRACTOR IS TO LIAISE DIRECTLY WITH STRUCTURAL ENGINEER TO ENSURE THAT ALL STRUCTURAL WORKS ARE CARRIED OUT IN ACCORDANCE WITH THE AGREED DESIGN AND SPECIFICATION.
10. ALL PUBLIC HEALTH WORKS TO BE CARRIED OUT IN ACCORDANCE WITH PART B OF THE BUILDING REGULATIONS.
11. THE CONTRACTOR IS TO CARRYOUT NEW ELECTRICAL INSTALLATION AS REQUIRED INCLUDING CONSUMER UNIT TO CURRENT STANDARDS. REFER TO ELECTRICAL PLAN FOR LOCATION OF POWER SOCKETS.
12. THE CONTRACTOR IS TO CARRY OUT EXTERNAL SURVEY OF THE SHOPFRONT, AND REPORT TO LEAD CONSULTANT FOR FURTHER INSTRUCTIONS.
13. THE CONTRACTOR IS TO PROVIDE TEMPORARY SERVICES AS REQUIRED FOR THE DURATION OF THE FIT-OUT UNTIL PERMANENT SERVICES ARE IN PLACE.

USE OF DRAWINGS
DO NOT SCALE FROM THIS DRAWING. USE WRITTEN DIMENSIONS AND CHECK ON SITE. THIS DRAWING IS BASED ON SITE INFORMATION SUPPLIED BY THIRD PARTIES AND ACCURACY OF EXISTING FEATURES IS NOT GUARANTEED.
ANY ERROR, OMISSION OR DISCREPANCY NOTED ON OR BETWEEN DRAWINGS AND OTHER DOCUMENTS MUST BE REPORTED IN WRITING IMMEDIATELY.
ALL MECHANICAL, ELECTRICAL AND STRUCTURAL LAYOUTS / COMPONENTS ARE INDICATIVE AND MUST BE DESIGNED AND CHECKED BY SPECIALISTS.
DO NOT START WORK ON SITE BEFORE CONFIRMING THAT ALL NECESSARY STATUTORY AND OTHER CONSENTS HAVE BEEN OBTAINED.
THIS DRAWING IS COPYRIGHT AND MUST NOT BE DISTRIBUTED WITHOUT PERMISSION. ELECTRONIC CAD FILES MUST NOT BE ALTERED OR COPIED.

REVISIONS
REV DATE DESCRIPTION
0 06.08.2021 ISSUED FOR CONSTRUCTION PURPOSES ONLY DG CB
1 09.08.2021 UPDATED TO CLIENT COMMENTS. ISSUED FOR CONSTRUCTION PURPOSES ONLY CB CB
2 18.08.2021 UPDATED TO CLIENT COMMENTS. ISSUED FOR CONSTRUCTION PURPOSES ONLY DG CB



client
CAFE BRERA

project
BRERA
30 HAMPSTEAD HIGH STREET
LONDON NW3

drawing title
PROPOSED
TOILET PLANS &
ELEVATIONS

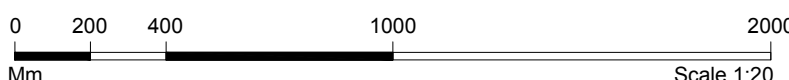
sheet size scale
A1 1:20 @ A1

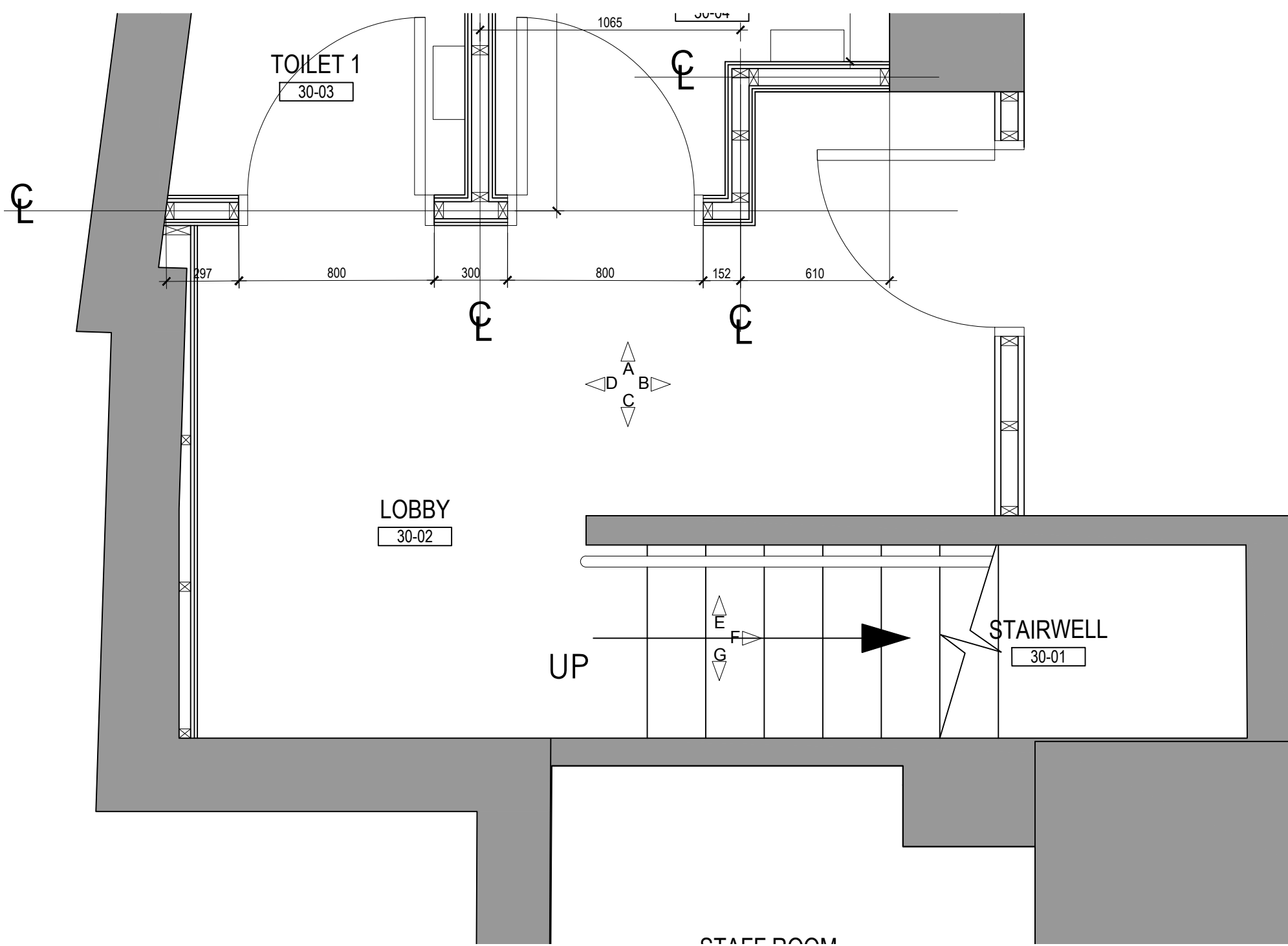
status
CONSTRUCTION

drawing no.
2027-HH-60-05

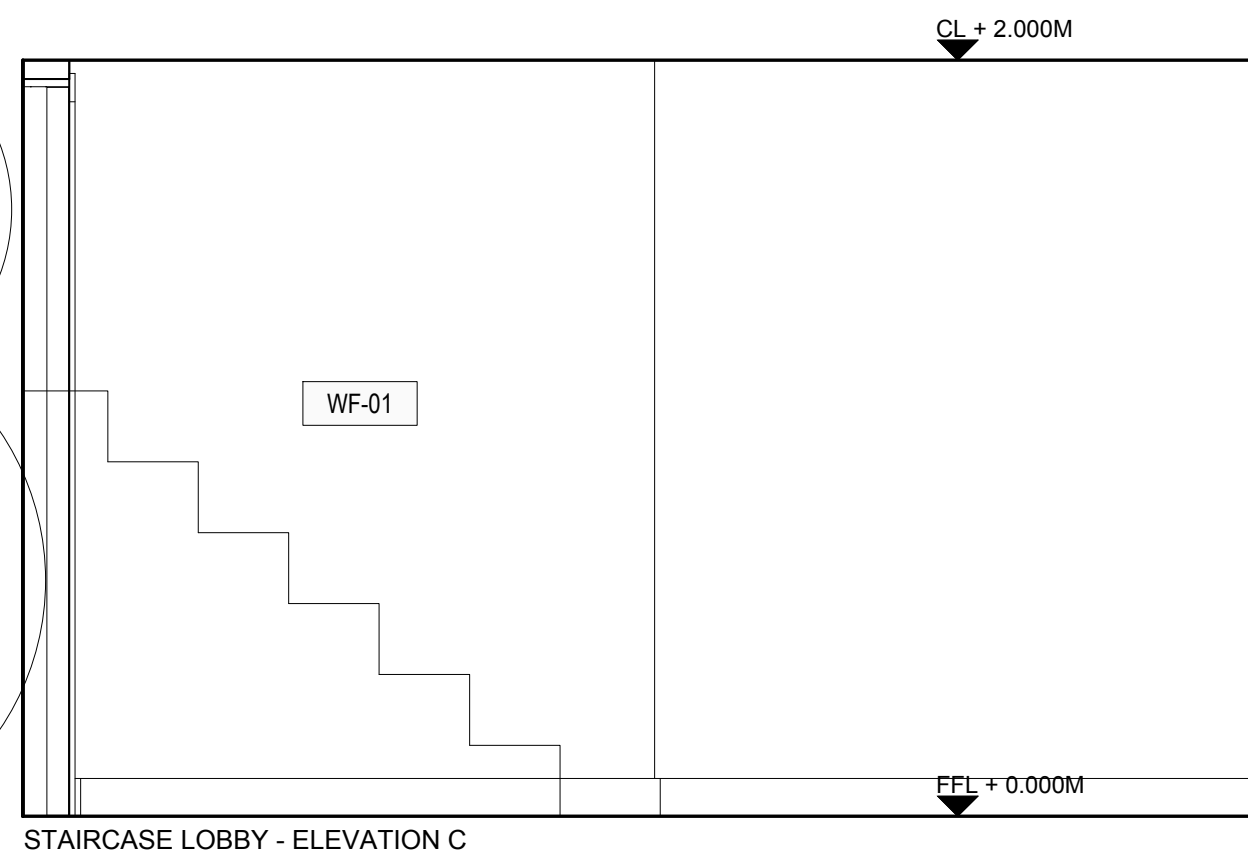
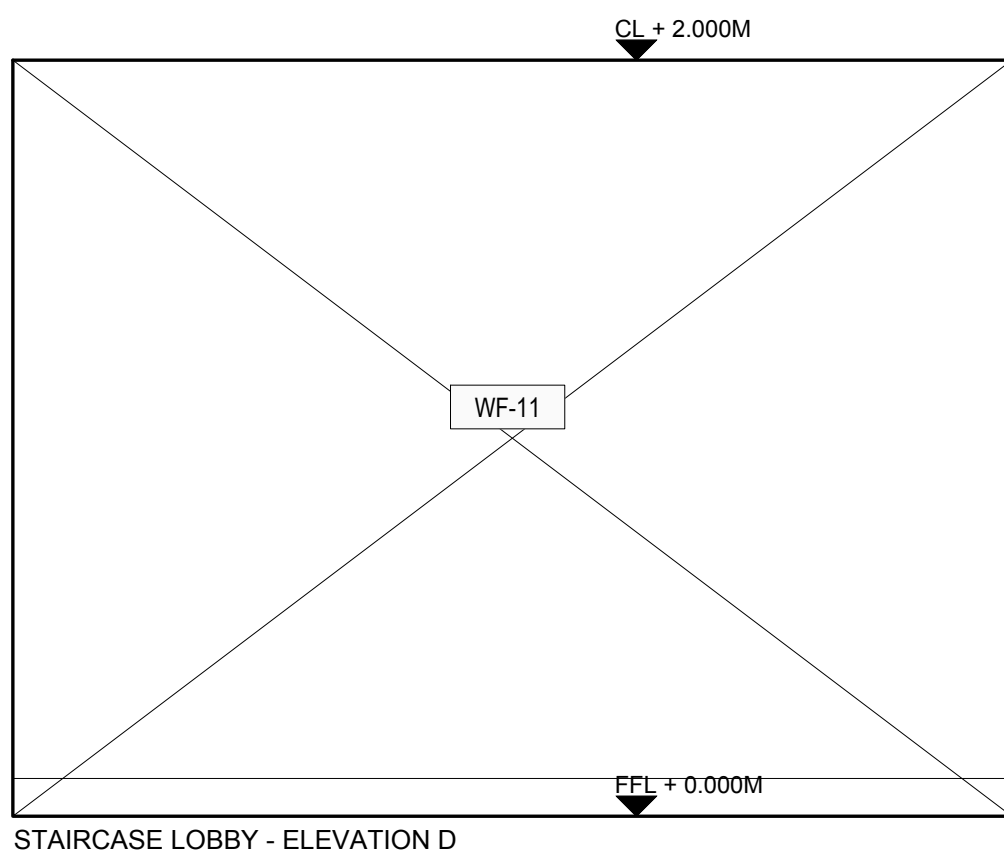
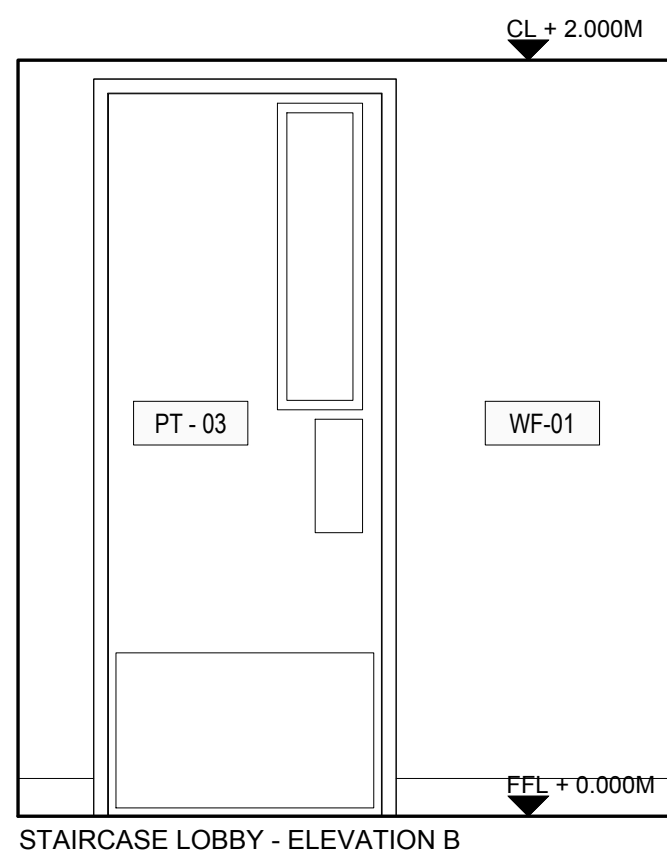
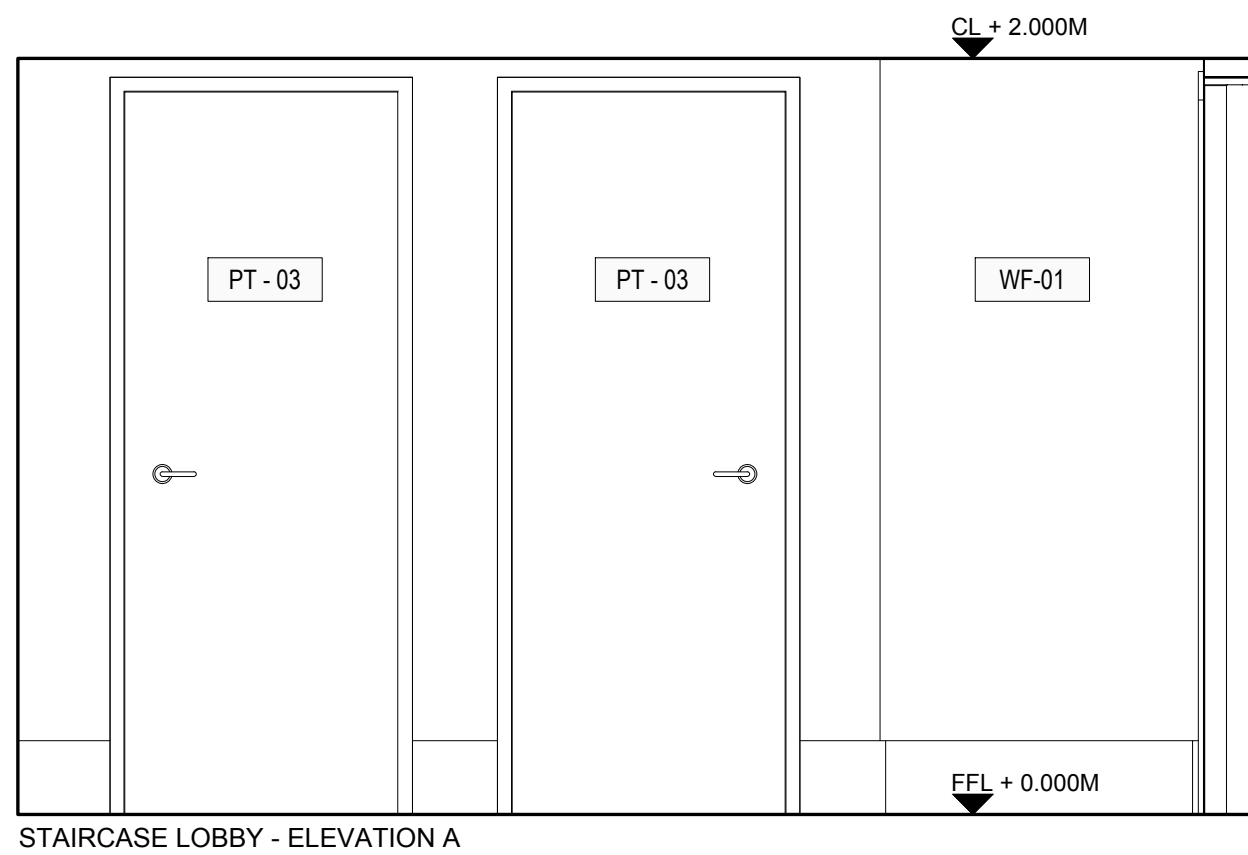
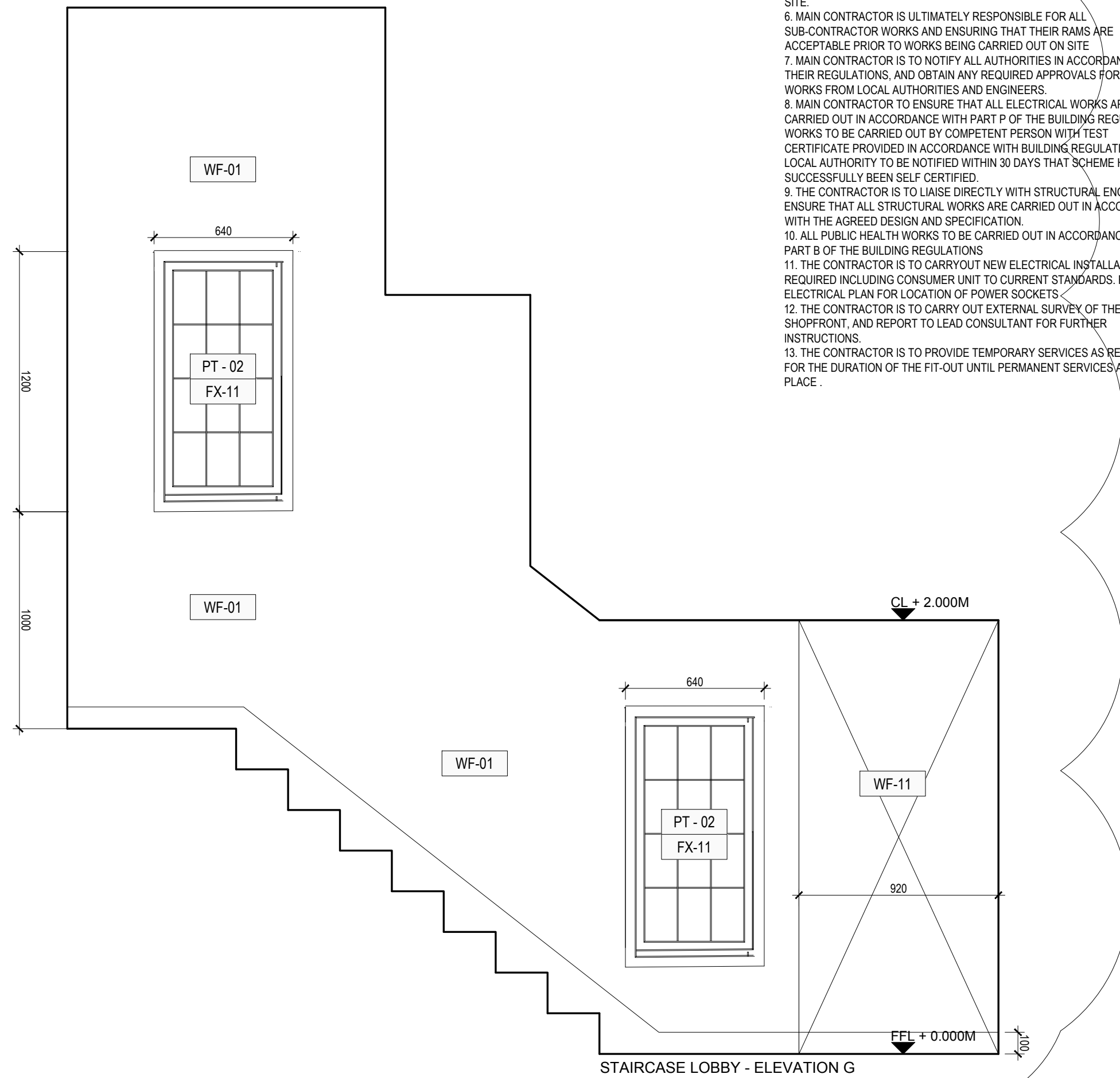
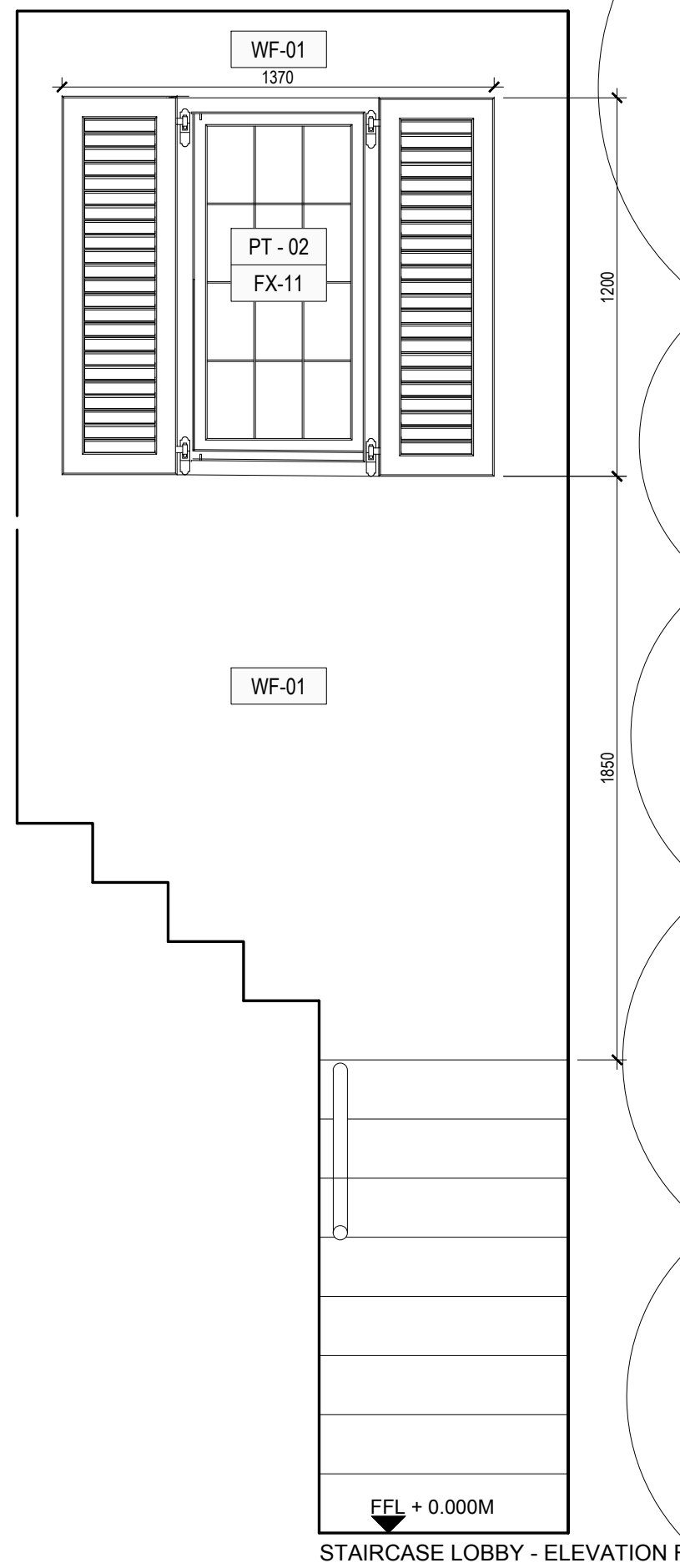
W: fitandproper.design
E: colin@fitandproper.design
T: 01932 943091

revision
2





SCALE 1:20
1. PROPOSED STAIRCASE LOBBY
GENERAL ARRANGEMENT PLAN



CONSTRUCTION NOTES:
1. THESE DRAWINGS ARE FOR CONSTRUCTION PURPOSES ONLY AND SHOULD NOT BE USED FOR ANY OTHER PURPOSES THAN THOSE EXPLICITLY STATED ON THE DRAWINGS.
2. DRAWINGS ARE BASED ON CHECK DIMENSIONS, AND THE CONTRACTOR IS TO ASSUME RESPONSIBILITY OF CHECKING ALL DIMENSIONS ON SITE.
3. THE CONTRACTOR TO NOTIFY LEAD CONSULTANT OF ANY DISCREPANCIES AND SEEK FURTHER INSTRUCTION BEFORE PROCEEDING WITH ANY RELATED WORKS.
4. THE CONTRACTOR SHALL BE APPOINTED AS PRINCIPLE CONTRACTOR UNDER COM (CONSTRUCTION & DESIGN MANAGEMENT REGULATIONS) 2015 AND SHALL BE RESPONSIBLE FOR ALL COM RELATED REQUIREMENTS, INCLUDING BUT NOT LIMITED TO, PROVISION OF RISK ASSESSMENTS AND METHOD STATEMENTS, PROVISION OF WELFARE FACILITIES ON SITE, AND PROVIDE FULL HAS DOCUMENTATION TO LEAD CONSULTANT FOR RECORD.
5. THE CONTRACTOR TO ENSURE THAT HSE (HEALTH & SAFETY EXECUTIVE) IS NOTIFIED OF WORKS, AND ENSURE ALL REQUIREMENTS OF HSE ARE MET. A COPY OF THE F10 IS TO BE PROVIDED TO THE HSE AND A COPY DISPLAYED ON SITE.
6. MAIN CONTRACTOR IS ULTIMATELY RESPONSIBLE FOR ALL SUB-CONTRACTOR WORKS AND ENSURING THAT THEIR RAMS ARE ACCEPTABLE PRIOR TO WORKS BEING CARRIED OUT ON SITE.
7. MAIN CONTRACTOR IS TO NOTIFY ALL AUTHORITIES IN ACCORDANCE WITH THEIR REGULATIONS, AND OBTAIN ANY REQUIRED APPROVALS FOR THE WORKS FROM LOCAL AUTHORITIES AND ENGINEERS.
8. MAIN CONTRACTOR TO ENSURE THAT ALL ELECTRICAL WORKS ARE CARRIED OUT IN ACCORDANCE WITH PART P OF THE BUILDING REGULATIONS. WORKS TO BE CARRIED OUT BY COMPETENT PERSON WITH TEST CERTIFICATE PROVIDED IN ACCORDANCE WITH BUILDING REGULATIONS. LOCAL AUTHORITY TO BE NOTIFIED WITHIN 30 DAYS THAT SCHEME HAS SUCCESSFULLY BEEN SELF CERTIFIED.
9. THE CONTRACTOR IS TO LAISE DIRECTLY WITH STRUCTURAL ENGINEER TO ENSURE THAT ALL STRUCTURAL WORKS ARE CARRIED OUT IN ACCORDANCE WITH THE AGREED DESIGN AND SPECIFICATION.
10. ALL PUBLIC HEALTH WORKS TO BE CARRIED OUT IN ACCORDANCE WITH PART B OF THE BUILDING REGULATIONS.
11. THE CONTRACTOR IS TO CARRY OUT NEW ELECTRICAL INSTALLATION AS REQUIRED INCLUDING CONSUMER UNIT TO CURRENT STANDARDS. REFER TO ELECTRICAL PLAN FOR LOCATION OF POWER SOCKETS.
12. THE CONTRACTOR IS TO CARRY OUT EXTERNAL SURVEY OF THE SHOPFRONT, AND REPORT TO LEAD CONSULTANT FOR FURTHER INSTRUCTIONS.
13. THE CONTRACTOR IS TO PROVIDE TEMPORARY SERVICES AS REQUIRED FOR THE DURATION OF THE FIT-OUT UNTIL PERMANENT SERVICES ARE IN PLACE.

USE OF DRAWINGS
DO NOT SCALE FROM THIS DRAWING. USE WRITTEN DIMENSIONS AND CHECK ON SITE. THIS DRAWING IS BASED ON SITE INFORMATION SUPPLIED BY THIRD PARTIES AND ACCURACY OF EXISTING FEATURES IS NOT GUARANTEED.
ANY ERROR, OMISSION OR DISCREPANCY NOTED ON OR BETWEEN DRAWINGS AND OTHER DOCUMENTS MUST BE REPORTED IN WRITING IMMEDIATELY.
ALL MECHANICAL, ELECTRICAL AND STRUCTURAL LAYOUTS / COMPONENTS ARE INDICATIVE AND MUST BE DESIGNED AND CHECKED BY SPECIALISTS.
DO NOT START WORK ON SITE BEFORE CONFIRMING THAT ALL NECESSARY STATUTORY AND OTHER CONSENTS HAVE BEEN OBTAINED.
THIS DRAWING IS COPYRIGHT AND MUST NOT BE DISTRIBUTED WITHOUT PERMISSION. ELECTRONIC CAD FILES MUST NOT BE ALTERED OR COPIED.

REVISIONS				CHECKED	DRAWN
REV	DATE	DESCRIPTION			
0	06.08.2021	ISSUED FOR CONSTRUCTION PURPOSES ONLY		DG	CB
1	09.08.2021	UPDATED TO CLIENT COMMENTS. ISSUED FOR CONSTRUCTION PURPOSES ONLY		CB	CB
2	18.08.2021	UPDATED TO CLIENT COMMENTS. ISSUED FOR CONSTRUCTION PURPOSES ONLY		CB	CB



client
CAFE BRERA

project
BRERA
30 HAMPSTEAD HIGH STREET
LONDON NW3

drawing title
PROPOSED
STAIRCASE LOBBY
PLANS & ELEVATIONS

sheet size
A1

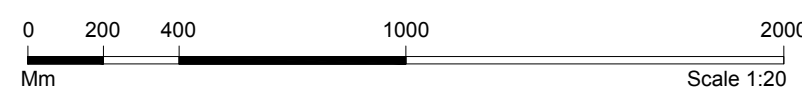
scale
1:20 @ A1

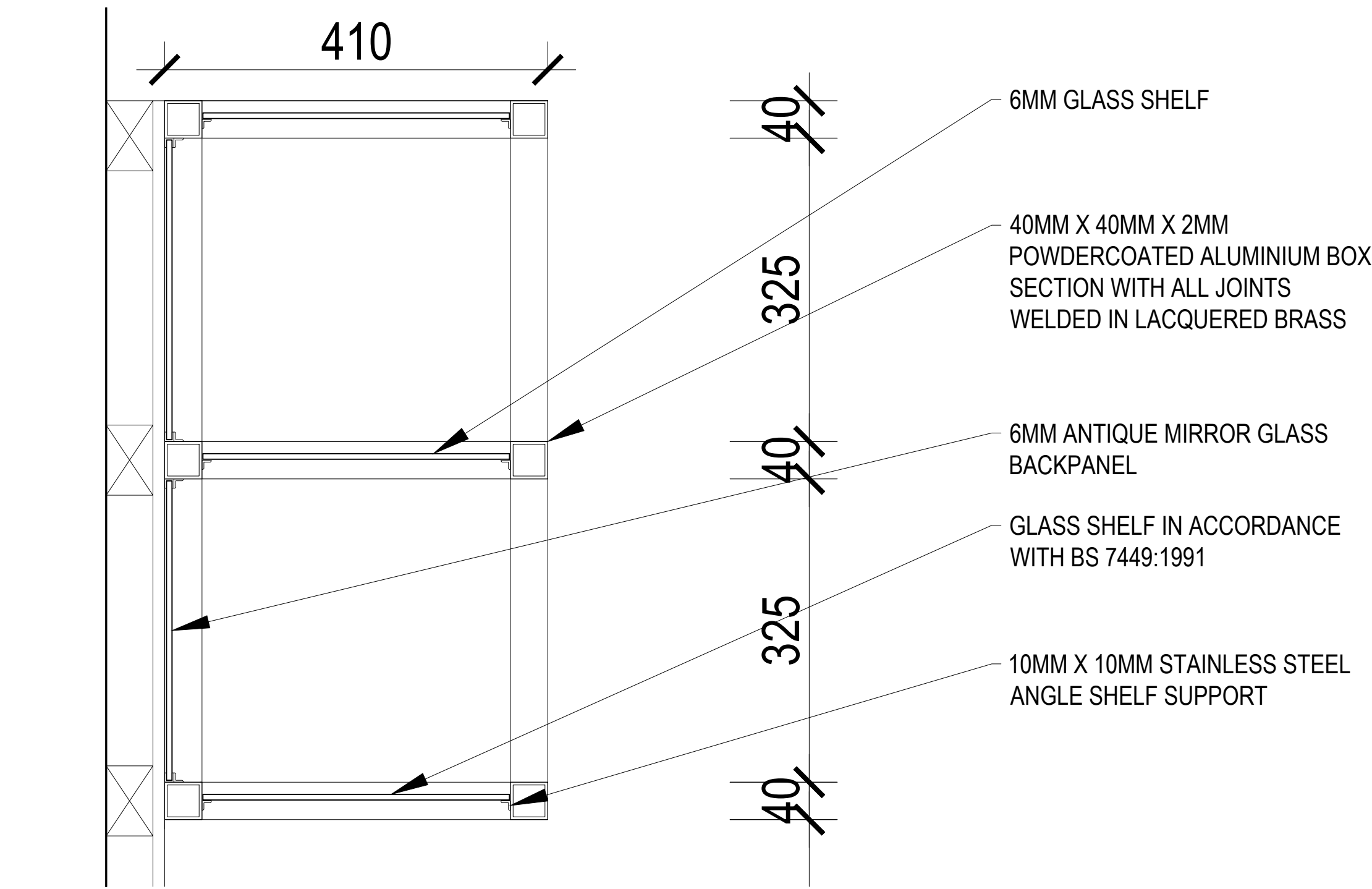
status
CONSTRUCTION

drawing no.
2027-HH-60-06

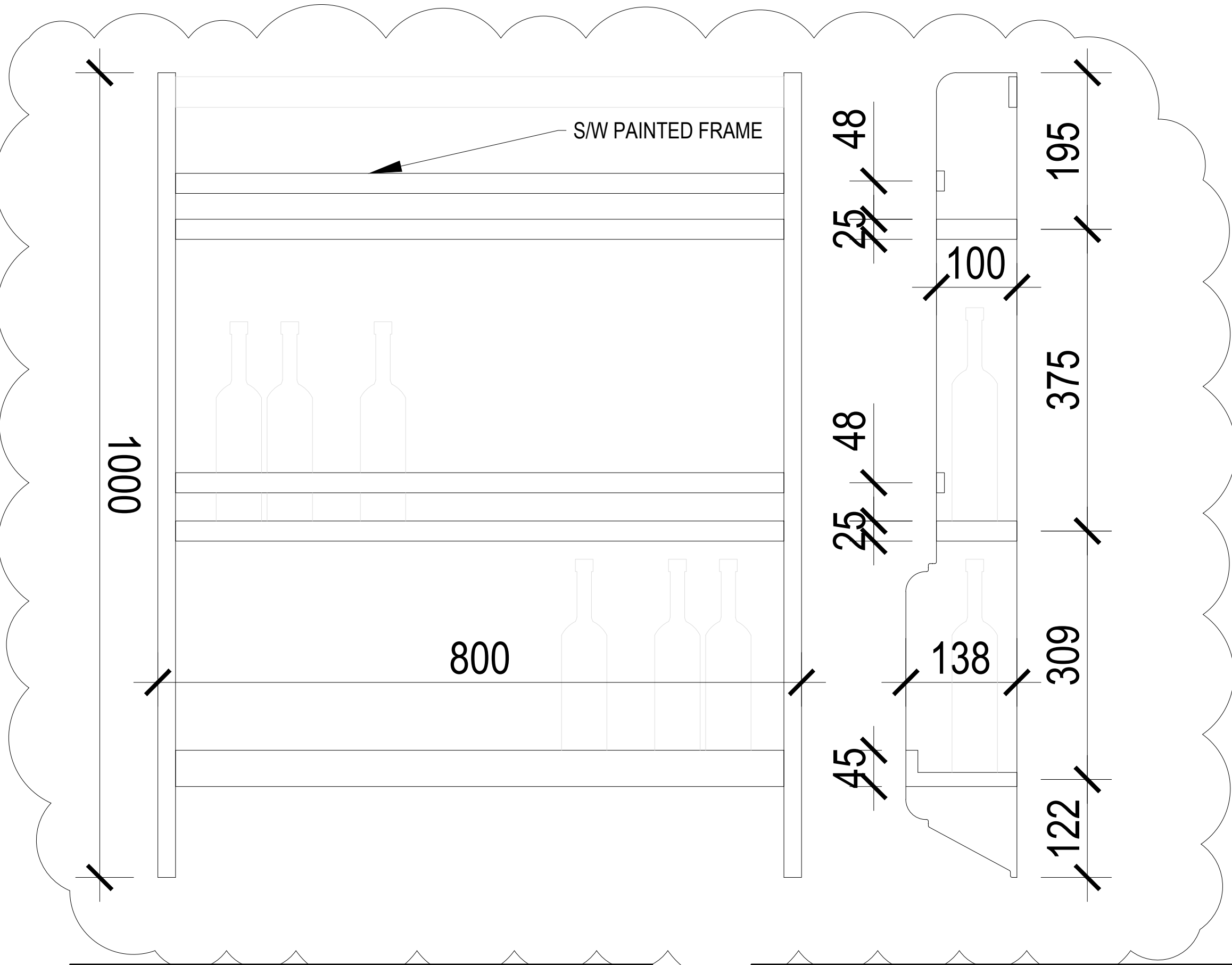
revision
2

W: fitandproper.design
E: colin@fitandproper.design
T: 01932 943091





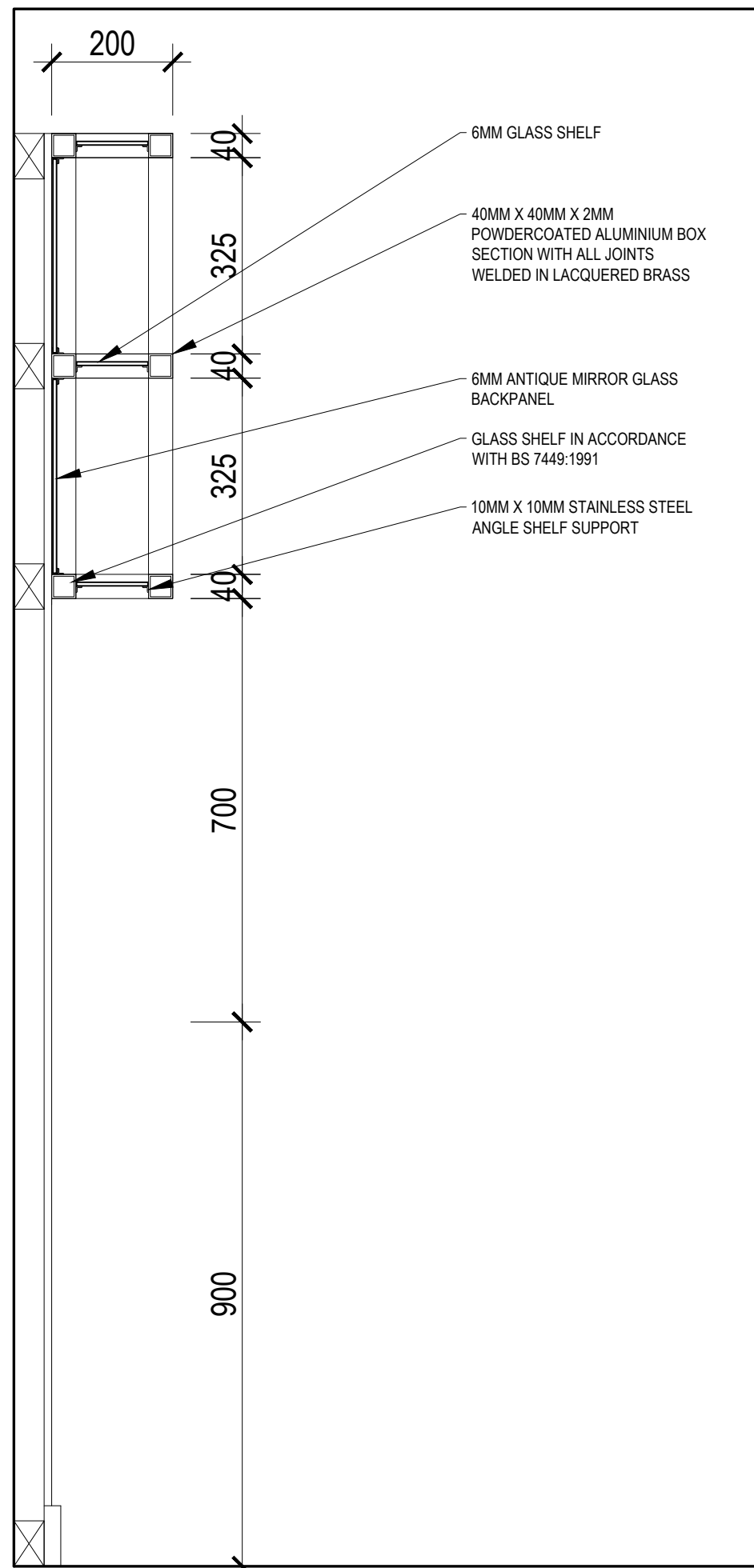
SCALE 1:5
1. PROPOSED SHELVING UNIT
TYPICAL SECTION



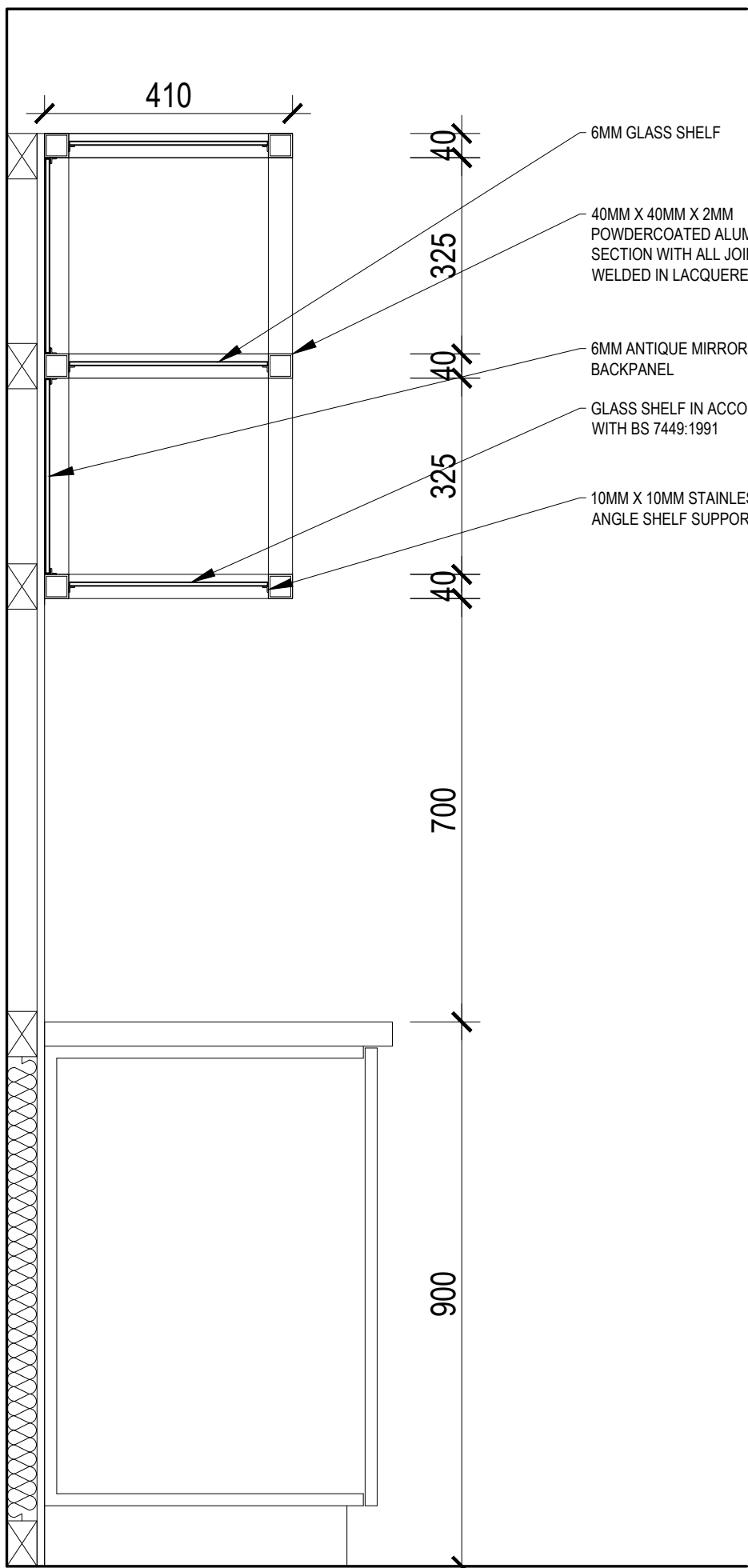
CONSTRUCTION NOTES:
1. THESE DRAWINGS ARE FOR CONSTRUCTION PURPOSES ONLY AND SHOULD NOT BE USED FOR ANY OTHER PURPOSES THAN THOSE EXPLICITLY STATED ON THE DRAWINGS.
2. DRAWINGS ARE BASED ON CHECK DIMENSIONS, AND THE CONTRACTOR IS TO ASSUME RESPONSIBILITY OF CHECKING ALL DIMENSIONS ON SITE.
3. THE CONTRACTOR TO NOTIFY LEAD CONSULTANT OF ANY DISCREPANCIES AND SEEK FURTHER INSTRUCTION BEFORE PROCEEDING WITH ANY RELATED WORKS.
4. THE CONTRACTOR SHALL BE APPOINTED AS PRINCIPLE CONTRACTOR UNDER COM (CONSTRUCTION & DESIGN MANAGEMENT REGULATIONS) 2015 TO ASSUME RESPONSIBILITY FOR ALL COM RELATED REQUIREMENTS, INCLUDING BUT NOT LIMITED TO, PROVISION OF RISK ASSESSMENTS AND METHOD STATEMENTS, PROVISION OF WELFARE FACILITIES ON SITE, AND PROVIDE FULL HAS DOCUMENTATION TO LEAD CONSULTANT FOR RECORD.
5. THE CONTRACTOR TO ENSURE THAT HSE (HEALTH & SAFETY EXECUTIVE) IS NOTIFIED OF WORKS, AND ENSURE ALL REQUIREMENTS OF HSE ARE MET. A COPY OF THE F10 IS TO BE PROVIDED TO THE HSE AND A COPY DISPLAYED ON SITE.
6. MAIN CONTRACTOR IS ULTIMATELY RESPONSIBLE FOR ALL SUB-CONTRACTOR WORKS AND ENSURING THAT THEIR RAMS ARE ACCEPTABLE PRIOR TO WORKS BEING CARRIED OUT ON SITE.
7. MAIN CONTRACTOR IS TO NOTIFY ALL AUTHORITIES IN ACCORDANCE WITH THEIR REGULATIONS, AND OBTAIN ANY REQUIRED APPROVALS FOR THE WORKS FROM LOCAL AUTHORITIES AND ENGINEERS.
8. MAIN CONTRACTOR TO ENSURE THAT ALL ELECTRICAL WORKS ARE CARRIED OUT IN ACCORDANCE WITH PART P OF THE BUILDING REGULATIONS. WORKS TO BE CARRIED OUT BY COMPETENT PERSON WITH TEST CERTIFICATE PROVIDED IN ACCORDANCE WITH BUILDING REGULATIONS. LOCAL AUTHORITY TO BE NOTIFIED WITHIN 30 DAYS THAT SCHEME HAS SUCCESSFULLY BEEN SELF CERTIFIED.
9. THE CONTRACTOR IS TO LAISE DIRECTLY WITH STRUCTURAL ENGINEER TO ENSURE THAT ALL STRUCTURAL WORKS ARE CARRIED OUT IN ACCORDANCE WITH THE AGREED DESIGN AND SPECIFICATION.
10. ALL PUBLIC HEALTH WORKS TO BE CARRIED OUT IN ACCORDANCE WITH PART B OF THE BUILDING REGULATIONS.
11. THE CONTRACTOR IS TO CARRYOUT NEW ELECTRICAL INSTALLATION AS REQUIRED INCLUDING CONSUMER UNIT TO CURRENT STANDARDS. REFER TO ELECTRICAL PLAN FOR LOCATION OF POWER SOCKETS
12. THE CONTRACTOR IS TO CARRY OUT EXTERNAL SURVEY OF THE SHOPFRONT, AND REPORT TO LEAD CONSULTANT FOR FURTHER INSTRUCTIONS.
13. THE CONTRACTOR IS TO PROVIDE TEMPORARY SERVICES AS REQUIRED FOR THE DURATION OF THE FIT-OUT UNTIL PERMANENT SERVICES ARE IN PLACE.

USE OF DRAWINGS
DO NOT SCALE FROM THIS DRAWING. USE WRITTEN DIMENSIONS AND CHECK ON SITE. THIS DRAWING IS BASED ON SITE INFORMATION SUPPLIED BY THIRD PARTIES AND ACCURACY OF EXISTING FEATURES IS NOT GUARANTEED. ANY ERROR, OMISSION OR DISCREPANCY NOTED ON OR BETWEEN DRAWINGS AND OTHER DOCUMENTS MUST BE REPORTED IN WRITING IMMEDIATELY. ALL MECHANICAL, ELECTRICAL AND STRUCTURAL LAYOUTS / COMPONENTS ARE INDICATIVE AND MUST BE DESIGNED AND CHECKED BY SPECIALISTS. DO NOT START WORK ON SITE BEFORE CONFIRMING THAT ALL NECESSARY STATUTORY AND OTHER CONSENTS HAVE BEEN OBTAINED. THIS DRAWING IS COPYRIGHT AND MUST NOT BE DISTRIBUTED WITHOUT PERMISSION. ELECTRONIC CAD FILES MUST NOT BE ALTERED OR COPIED.

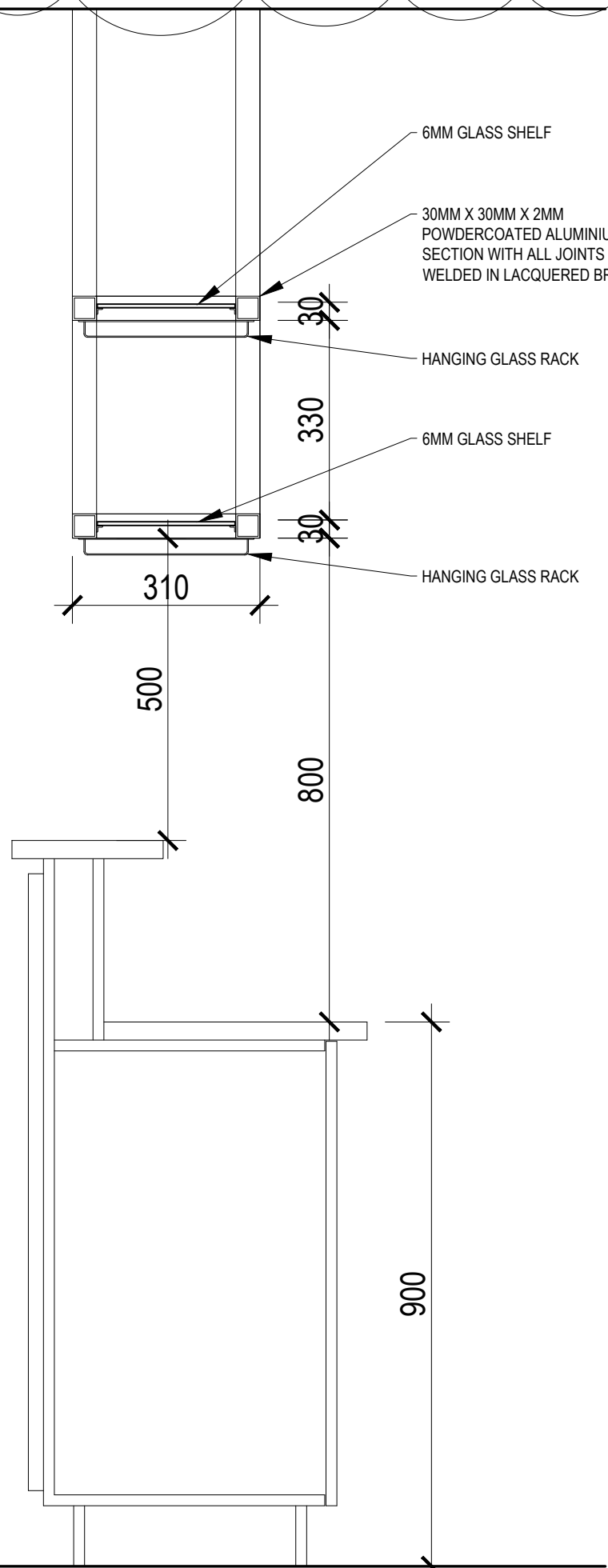
REVISONS		REV	DATE	DESCRIPTION	DRAWN	CHECKED
		0	06.08.2021	ISSUED FOR CONSTRUCTION PURPOSES ONLY	DG	CB
		1	18.08.2021	UPDATED TO CLIENT COMMENTS. ISSUED FOR CONSTRUCTION PURPOSES ONLY.	DG	CB



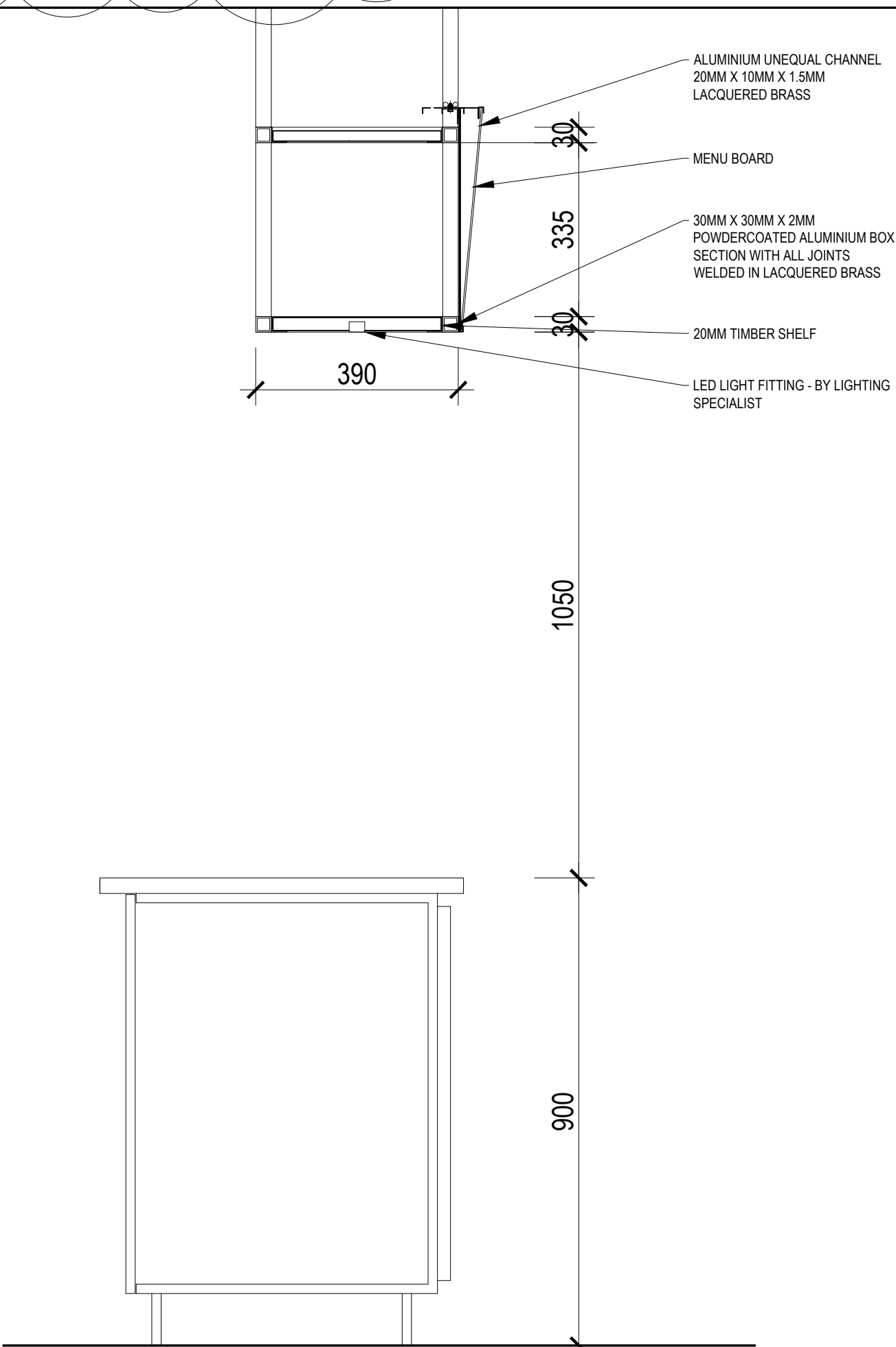
NARROW SHELF (FX - 20)



NARROW SHELF (FX - 19B & 19A)

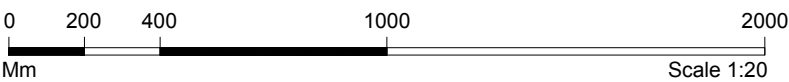


BAR GLASS SHELF (FX - 21)



GANTRY SHELF (FX - 22)

SCALE 1:10
2. PROPOSED SHELVING UNITS
GENERAL SECTIONS



client
CAFE BRERA

project
BRERA
30 HAMPSTEAD HIGH STREET
LONDON NW3

drawing title
PROPOSED
BAR SHELVING
TYPICAL SECTIONS

sheet size
A1

scale
1:10 @ A1

status
CONSTRUCTION

drawing no.
2027-HH-60-07

revision
1

W: fitandproper.design
E: colin@fitandproper.design
T: 01932 943091

CONSTRUCTION NOTES:

1. THESE DRAWINGS ARE FOR CONSTRUCTION PURPOSES ONLY AND SHOULD NOT BE USED FOR ANY OTHER PURPOSES THAN THOSE EXPLICITLY STATED ON THE DRAWINGS.

2. DRAWINGS ARE BASED ON CHECK DIMENSIONS, AND THE CONTRACTOR IS TO ASSUME RESPONSIBILITY OF CHECKING ALL DIMENSIONS ON SITE.

3. THE CONTRACTOR TO NOTIFY LEAD CONSULTANT OF ANY DISCREPANCIES AND SEEK FURTHER INSTRUCTION BEFORE PROCEEDING WITH ANY RELATED WORKS.

4. THE CONTRACTOR SHALL BE APPOINTED AS PRINCIPLE CONTRACTOR UNDER COM (CONSTRUCTION & DESIGN MANAGEMENT REGULATIONS) 2015 AND SHALL BE RESPONSIBLE FOR ALL COM RELATED REQUIREMENTS, INCLUDING BUT NOT LIMITED TO, PROVISION OF RISK ASSESSMENTS AND METHOD STATEMENTS, PROVISION OF WELFARE FACILITIES ON SITE, AND PROVIDE FULL HAS DOCUMENTATION TO LEAD CONSULTANT FOR RECORD.

5. THE CONTRACTOR TO ENSURE THAT HSE (HEALTH & SAFETY EXECUTIVE) IS NOTIFIED OF WORKS, AND ENSURE ALL REQUIREMENTS OF HSE ARE MET. A COPY OF THE F10 IS TO BE PROVIDED TO THE HSE AND A COPY DISPLAYED ON SITE.

6. MAIN CONTRACTOR IS ULTIMATELY RESPONSIBLE FOR ALL SUB-CONTRACTOR WORKS AND ENSURING THAT THEIR RAMS ARE ACCEPTABLE PRIOR TO WORKS BEING CARRIED OUT ON SITE.

7. MAIN CONTRACTOR IS TO NOTIFY ALL AUTHORITIES IN ACCORDANCE WITH THEIR REGULATIONS, AND OBTAIN ANY REQUIRED APPROVALS FOR THE WORKS FROM LOCAL AUTHORITIES AND ENGINEERS.

8. MAIN CONTRACTOR TO ENSURE THAT ALL ELECTRICAL WORKS ARE CARRIED OUT IN ACCORDANCE WITH PART P OF THE BUILDING REGULATIONS. WORKS TO BE CARRIED OUT BY COMPETENT PERSON WITH TEST CERTIFICATE PROVIDED IN ACCORDANCE WITH BUILDING REGULATIONS. LOCAL AUTHORITY TO BE NOTIFIED WITHIN 30 DAYS THAT SCHEME HAS SUCCESSFULLY BEEN SELF CERTIFIED.

9. THE CONTRACTOR IS TO LIAISE DIRECTLY WITH STRUCTURAL ENGINEER TO ENSURE THAT ALL STRUCTURAL WORKS ARE CARRIED OUT IN ACCORDANCE WITH THE AGREED DESIGN AND SPECIFICATION.

10. ALL PUBLIC HEALTH WORKS TO BE CARRIED OUT IN ACCORDANCE WITH PART B OF THE BUILDING REGULATIONS.

11. THE CONTRACTOR IS TO CARRYOUT NEW ELECTRICAL INSTALLATION AS REQUIRED INCLUDING CONSUMER UNIT TO CURRENT STANDARDS. REFER TO ELECTRICAL PLAN FOR LOCATION OF POWER SOCKETS.

12. THE CONTRACTOR IS TO CARRY OUT EXTERNAL SURVEY OF THE SHOPFRONT, AND REPORT TO LEAD CONSULTANT FOR FURTHER INSTRUCTIONS.

13. THE CONTRACTOR IS TO PROVIDE TEMPORARY SERVICES AS REQUIRED FOR THE DURATION OF THE FIT-OUT UNTIL PERMANENT SERVICES ARE IN PLACE.

USE OF DRAWINGS

DO NOT SCALE FROM THIS DRAWING. USE WRITTEN DIMENSIONS AND CHECK ON SITE. THIS DRAWING IS BASED ON SITE INFORMATION SUPPLIED BY THIRD PARTIES AND ACCURACY OF EXISTING FEATURES IS NOT GUARANTEED.

ANY ERROR, OMISSION OR DISCREPANCY NOTED ON OR BETWEEN DRAWINGS AND OTHER DOCUMENTS MUST BE REPORTED IN WRITING IMMEDIATELY.

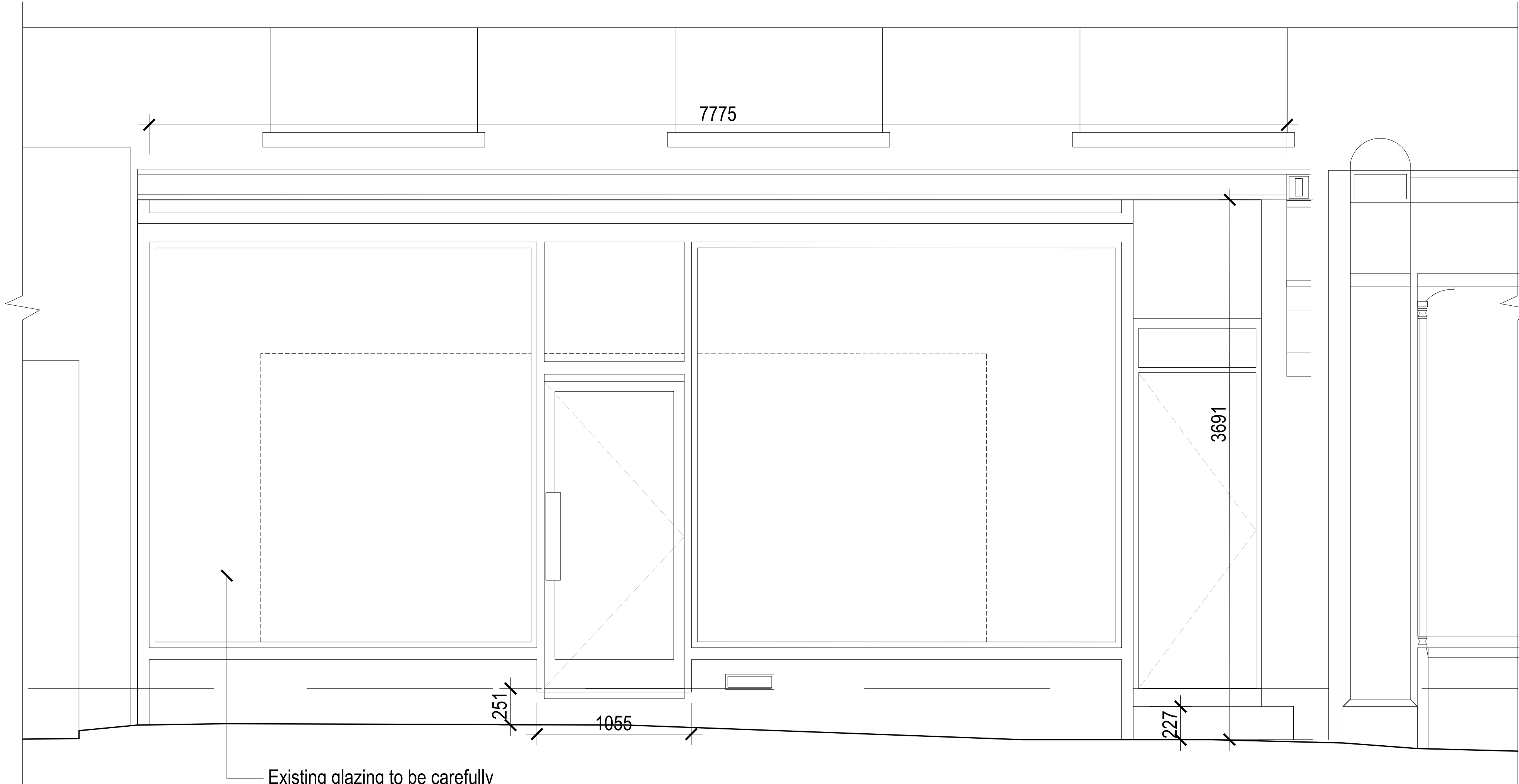
ALL MECHANICAL, ELECTRICAL AND STRUCTURAL LAYOUTS / COMPONENTS ARE INDICATIVE AND MUST BE DESIGNED AND CHECKED BY SPECIALISTS.

DO NOT START WORK ON SITE BEFORE CONFIRMING THAT ALL NECESSARY STATUTORY AND OTHER CONSENTS HAVE BEEN OBTAINED.

THIS DRAWING IS COPYRIGHT AND MUST NOT BE DISTRIBUTED WITHOUT PERMISSION. ELECTRONIC CAD FILES MUST NOT BE ALTERED OR COPIED.

REVISIONS

REV	DATE	DESCRIPTION	checked drawn
-	06.08.2021	ISSUED FOR CONSTRUCTION PURPOSES ONLY	DG CB



SCALE 1:20
1. EXISTING FRONT ELEVATION



client
CAFE BRERA

project
BRERA
30 HAMPSTEAD HIGH STREET
LONDON NW3

drawing title
EXISTING SHOPFRONT
ELEVATION

sheet size
A1

scale
1:20 @ A1

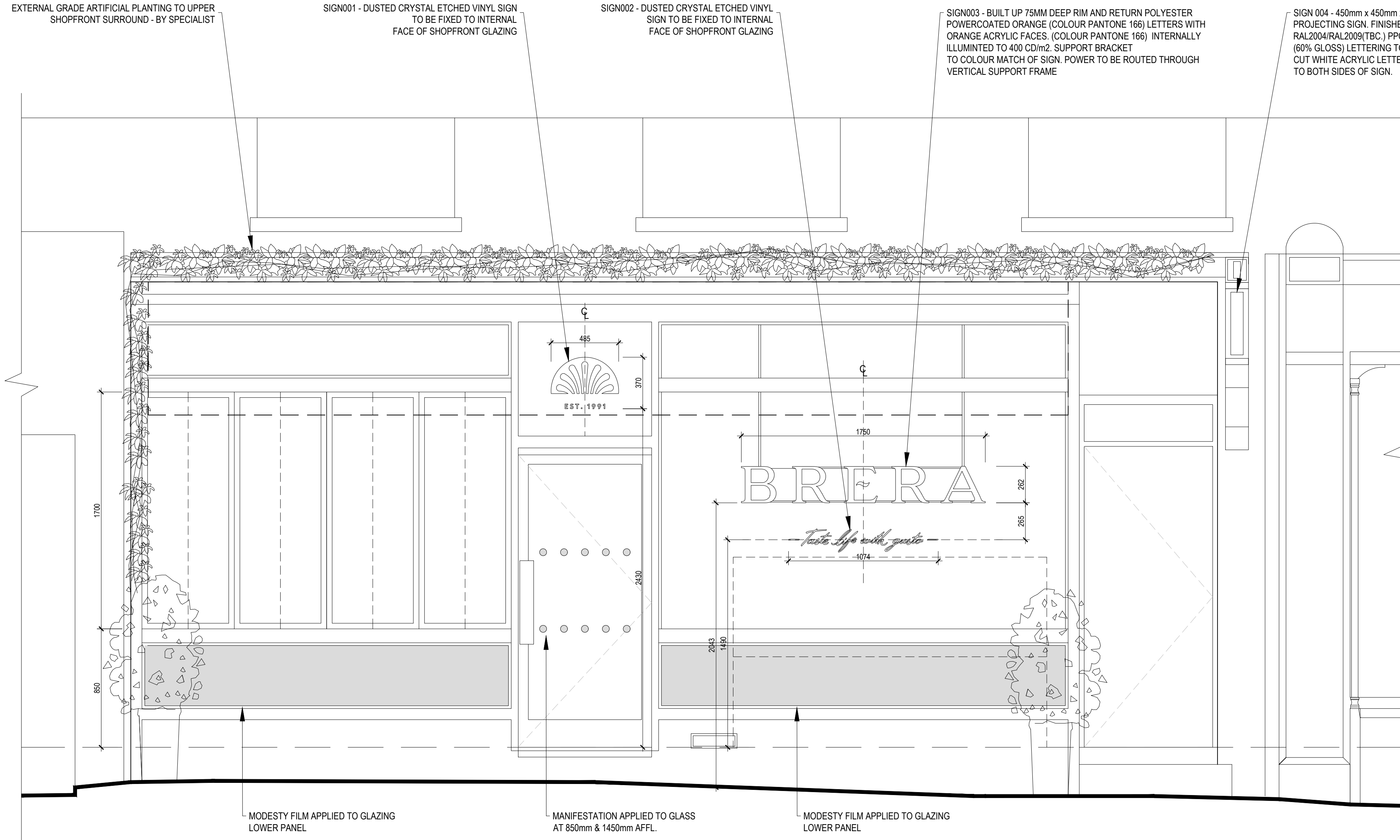
status
CONSTRUCTION

drawing no.
2027-HH-10-02

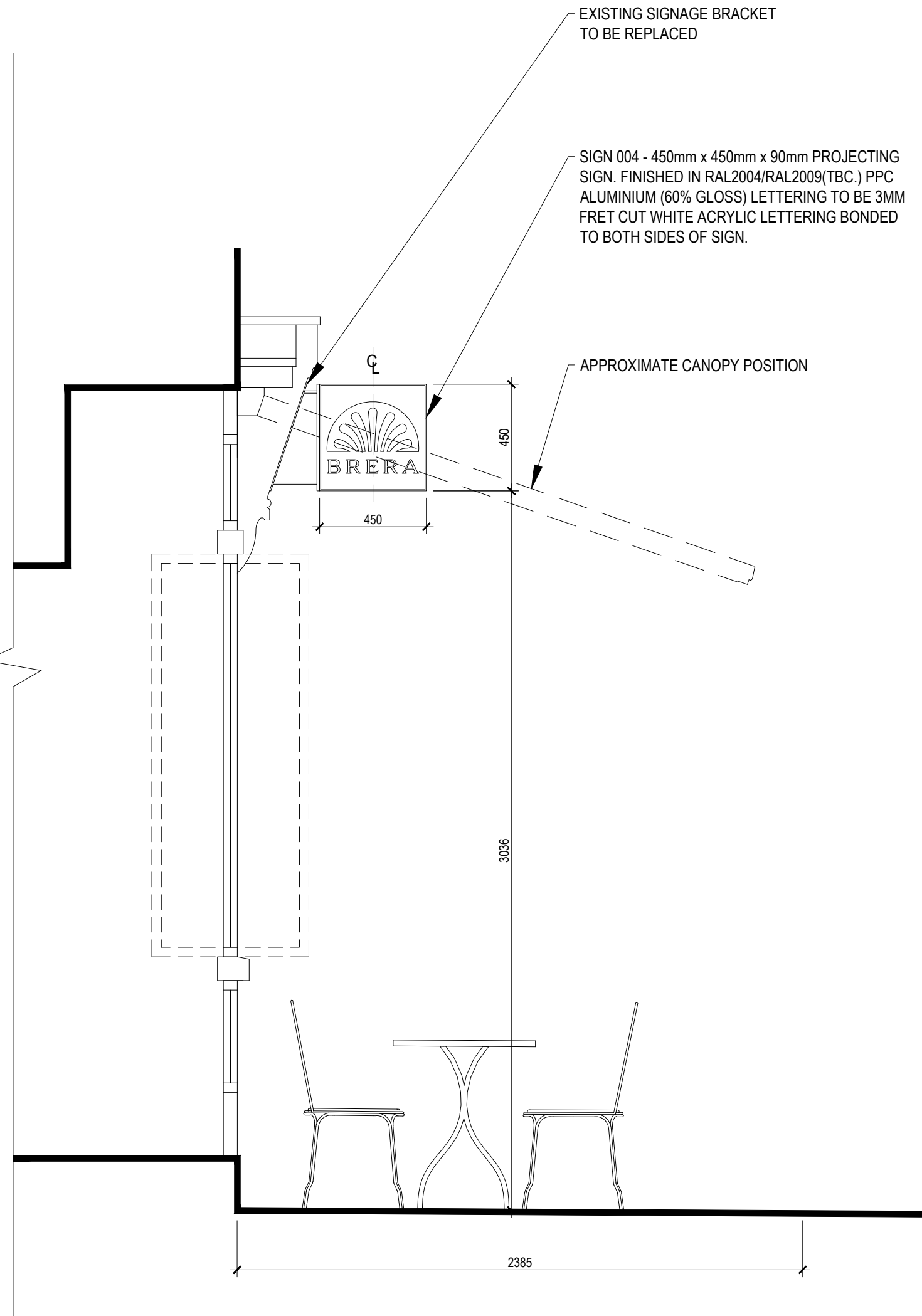
W: fitandproper.design
E: colin@fitandproper.design
T: 07789 115906

revision
-





PROPOSED SHOPFRONT ELEVATION



PROPOSED SHOPFRONT SECTION

CONSTRUCTION NOTES:

1. THESE DRAWINGS ARE FOR CONSTRUCTION PURPOSES ONLY AND SHOULD NOT BE USED FOR ANY OTHER PURPOSES THAN THOSE EXPLICITLY STATED ON THE DRAWINGS.
2. DRAWINGS ARE BASED ON CHECK DIMENSIONS, AND THE CONTRACTOR IS TO ASSUME RESPONSIBILITY OF CHECKING ALL DIMENSIONS ON SITE.
3. THE CONTRACTOR TO NOTIFY LEAD CONSULTANT OF ANY DISCREPANCIES AND SEEK FURTHER INSTRUCTION BEFORE PROCEEDING WITH ANY RELATED WORKS.
4. THE CONTRACTOR SHALL BE APPOINTED AS PRINCIPLE CONTRACTOR UNDER COM (CONSTRUCTION & DESIGN MANAGEMENT REGULATIONS) 2015 AND SHALL BE RESPONSIBLE FOR ALL COM RELATED REQUIREMENTS, INCLUDING BUT NOT LIMITED TO, PROVISION OF RISK ASSESSMENTS AND METHOD STATEMENTS, PROVISION OF WELFARE FACILITIES ON SITE, AND PROVIDE FULL HAS DOCUMENTATION TO LEAD CONSULTANT FOR RECORD.
5. THE CONTRACTOR TO ENSURE THAT HSE (HEALTH & SAFETY EXECUTIVE) IS NOTIFIED OF WORKS, AND ENSURE ALL REQUIREMENTS OF HSE ARE MET. A COPY OF THE F10 IS TO BE PROVIDED TO THE HSE AND A COPY DISPLAYED ON SITE.
6. MAIN CONTRACTOR IS ULTIMATELY RESPONSIBLE FOR ALL SUB-CONTRACTOR WORKS AND ENSURING THAT THEIR RAMS ARE ACCEPTABLE PRIOR TO WORKS BEING CARRIED OUT ON SITE.
7. MAIN CONTRACTOR IS TO NOTIFY ALL AUTHORITIES IN ACCORDANCE WITH THEIR REGULATIONS, AND OBTAIN ANY REQUIRED APPROVALS FOR THE WORKS FROM LOCAL AUTHORITIES AND ENGINEERS.
8. MAIN CONTRACTOR TO ENSURE THAT ALL ELECTRICAL WORKS ARE CARRIED OUT IN ACCORDANCE WITH PART P OF THE BUILDING REGULATIONS. WORKS TO BE CARRIED OUT BY COMPETENT PERSON WITH TEST CERTIFICATE PROVIDED IN ACCORDANCE WITH BUILDING REGULATIONS. LOCAL AUTHORITY TO BE NOTIFIED WITHIN 30 DAYS THAT SCHEME HAS SUCCESSFULLY BEEN SELF CERTIFIED.
9. THE CONTRACTOR IS TO LIAISE DIRECTLY WITH STRUCTURAL ENGINEER TO ENSURE THAT ALL STRUCTURAL WORKS ARE CARRIED OUT IN ACCORDANCE WITH THE AGREED DESIGN AND SPECIFICATION.
10. ALL PUBLIC HEALTH WORKS TO BE CARRIED OUT IN ACCORDANCE WITH PART B OF THE BUILDING REGULATIONS.
11. THE CONTRACTOR IS TO CARRYOUT NEW ELECTRICAL INSTALLATION AS REQUIRED INCLUDING CONSUMER UNIT TO CURRENT STANDARDS. REFER TO ELECTRICAL PLAN FOR LOCATION OF POWER SOCKETS.
12. THE CONTRACTOR IS TO CARRY OUT EXTERNAL SURVEY OF THE SHOPFRONT, AND REPORT TO LEAD CONSULTANT FOR FURTHER INSTRUCTIONS.
13. THE CONTRACTOR IS TO PROVIDE TEMPORARY SERVICES AS REQUIRED FOR THE DURATION OF THE FIT-OUT UNTIL PERMANENT SERVICES ARE IN PLACE.

USE OF DRAWINGS

DO NOT SCALE FROM THIS DRAWING. USE WRITTEN DIMENSIONS AND CHECK ON SITE. THIS DRAWING IS BASED ON SITE INFORMATION SUPPLIED BY THIRD PARTIES AND ACCURACY OF EXISTING FEATURES IS NOT GUARANTEED.

ANY ERROR, OMISSION OR DISCREPANCY NOTED ON OR BETWEEN DRAWINGS AND OTHER DOCUMENTS MUST BE REPORTED IN WRITING IMMEDIATELY.

ALL MECHANICAL, ELECTRICAL AND STRUCTURAL LAYOUTS / COMPONENTS ARE INDICATIVE AND MUST BE DESIGNED AND CHECKED BY SPECIALISTS.

DO NOT START WORK ON SITE BEFORE CONFIRMING THAT ALL NECESSARY STATUTORY AND OTHER CONSENTS HAVE BEEN OBTAINED.

THIS DRAWING IS COPYRIGHT AND MUST NOT BE DISTRIBUTED WITHOUT PERMISSION. ELECTRONIC CAD FILES MUST NOT BE ALTERED OR COPIED.

REVISIONS

REV	DATE	DESCRIPTION	CHECKED	DRAWN
0	06.08.2021	ISSUED FOR CONSTRUCTION PURPOSES ONLY	DG	CB



client
CAFE BRERA

project
BRERA
30 HAMPSTEAD HIGH STREET
LONDON NW3

drawing title
PROPOSED SHOPFRONT
ELEVATION
SIGNAGE WORKS

sheet size
A1

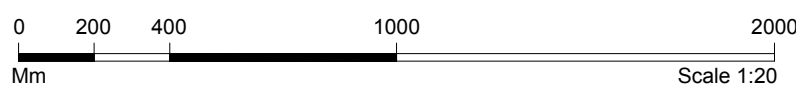
scale
1:20 @ A1

status
CONSTRUCTION

drawing no.
2027-HH-40-01

W: fitandproper.design
E: colin@fitandproper.design
T: 01932 943091

revision
0

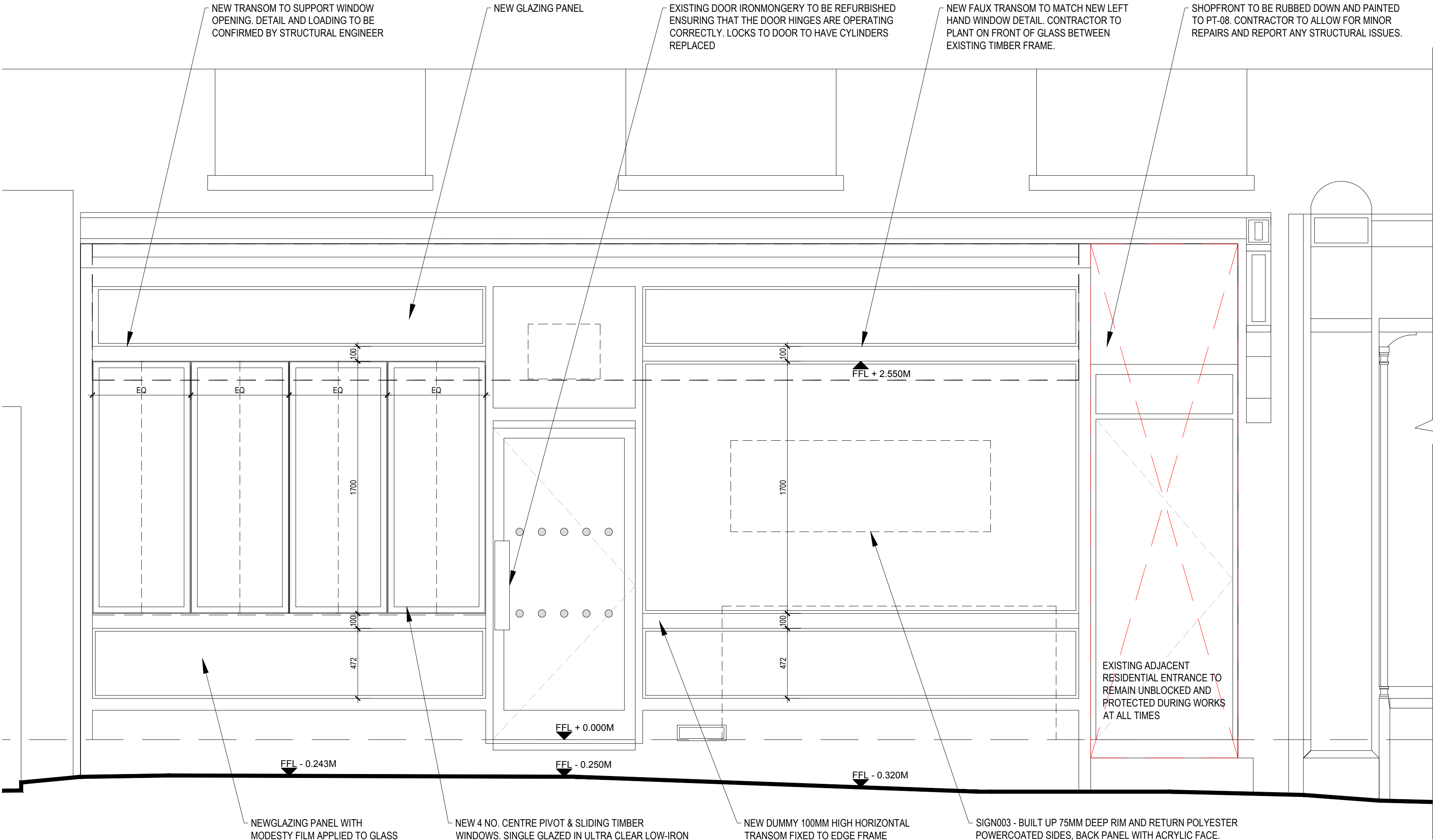


CONSTRUCTION NOTES:
1. THESE DRAWINGS ARE FOR CONSTRUCTION PURPOSES ONLY AND SHOULD NOT BE USED FOR ANY OTHER PURPOSES THAN THOSE EXPLICITLY STATED ON THE DRAWINGS.
2. DRAWINGS ARE BASED ON CHECK DIMENSIONS, AND THE CONTRACTOR IS TO ASSUME RESPONSIBILITY OF CHECKING ALL DIMENSIONS ON SITE.
3. THE CONTRACTOR TO NOTIFY LEAD CONSULTANT OF ANY DISCREPANCIES AND SEEK FURTHER INSTRUCTION BEFORE PROCEEDING WITH ANY RELATED WORKS.
4. THE CONTRACTOR SHALL BE APPOINTED AS PRINCIPLE CONTRACTOR UNDER CDM (CONSTRUCTION & DESIGN MANAGEMENT REGULATIONS) 2015 AND SHALL BE RESPONSIBLE FOR ALL CDM RELATED REQUIREMENTS, INCLUDING BUT NOT LIMITED TO, PROVISION OF RISK ASSESSMENTS AND METHOD STATEMENTS, PROVISION OF WELFARE FACILITIES ON SITE, AND PROVIDE FULL HAS DOCUMENTATION TO LEAD CONSULTANT FOR RECORD.
5. THE CONTRACTOR TO ENSURE THAT HSE (HEALTH & SAFETY EXECUTIVE) IS NOTIFIED OF WORKS, AND ENSURE ALL REQUIREMENTS OF HSE ARE MET. A COPY OF THE F10 IS TO BE PROVIDED TO THE HSE AND A COPY DISPLAYED ON SITE.
6. MAIN CONTRACTOR IS ULTIMATELY RESPONSIBLE FOR ALL SUB-CONTRACTOR WORKS AND ENSURING THAT THEIR RAMS ARE ACCEPTABLE PRIOR TO WORKS BEING CARRIED OUT ON SITE.
7. MAIN CONTRACTOR IS TO NOTIFY ALL AUTHORITIES IN ACCORDANCE WITH THEIR REGULATIONS, AND OBTAIN ANY REQUIRED APPROVALS FOR THE WORKS FROM LOCAL AUTHORITIES AND ENGINEERS.
8. MAIN CONTRACTOR TO ENSURE THAT ALL ELECTRICAL WORKS ARE CARRIED OUT IN ACCORDANCE WITH PART P OF THE BUILDING REGULATIONS. WORKS TO BE CARRIED OUT BY COMPETENT PERSON WITH TEST CERTIFICATE PROVIDED IN ACCORDANCE WITH BUILDING REGULATIONS. LOCAL AUTHORITY TO BE NOTIFIED WITHIN 30 DAYS THAT SCHEME HAS SUCCESSFULLY BEEN SELF CERTIFIED.
9. THE CONTRACTOR IS TO LAISE DIRECTLY WITH STRUCTURAL ENGINEER TO ENSURE THAT ALL STRUCTURAL WORKS ARE CARRIED OUT IN ACCORDANCE WITH THE AGREED DESIGN AND SPECIFICATION.
10. ALL PUBLIC HEALTH WORKS TO BE CARRIED OUT IN ACCORDANCE WITH PART B OF THE BUILDING REGULATIONS.
11. THE CONTRACTOR IS TO CARRYOUT NEW ELECTRICAL INSTALLATION AS REQUIRED INCLUDING CONSUMER UNIT TO CURRENT STANDARDS. REFER TO ELECTRICAL PLAN FOR LOCATION OF POWER SOCKETS.
12. THE CONTRACTOR IS TO CARRY OUT EXTERNAL SURVEY OF THE SHOPFRONT, AND REPORT TO LEAD CONSULTANT FOR FURTHER INSTRUCTIONS.
13. THE CONTRACTOR IS TO PROVIDE TEMPORARY SERVICES AS REQUIRED FOR THE DURATION OF THE FIT-OUT UNTIL PERMANENT SERVICES ARE IN PLACE.

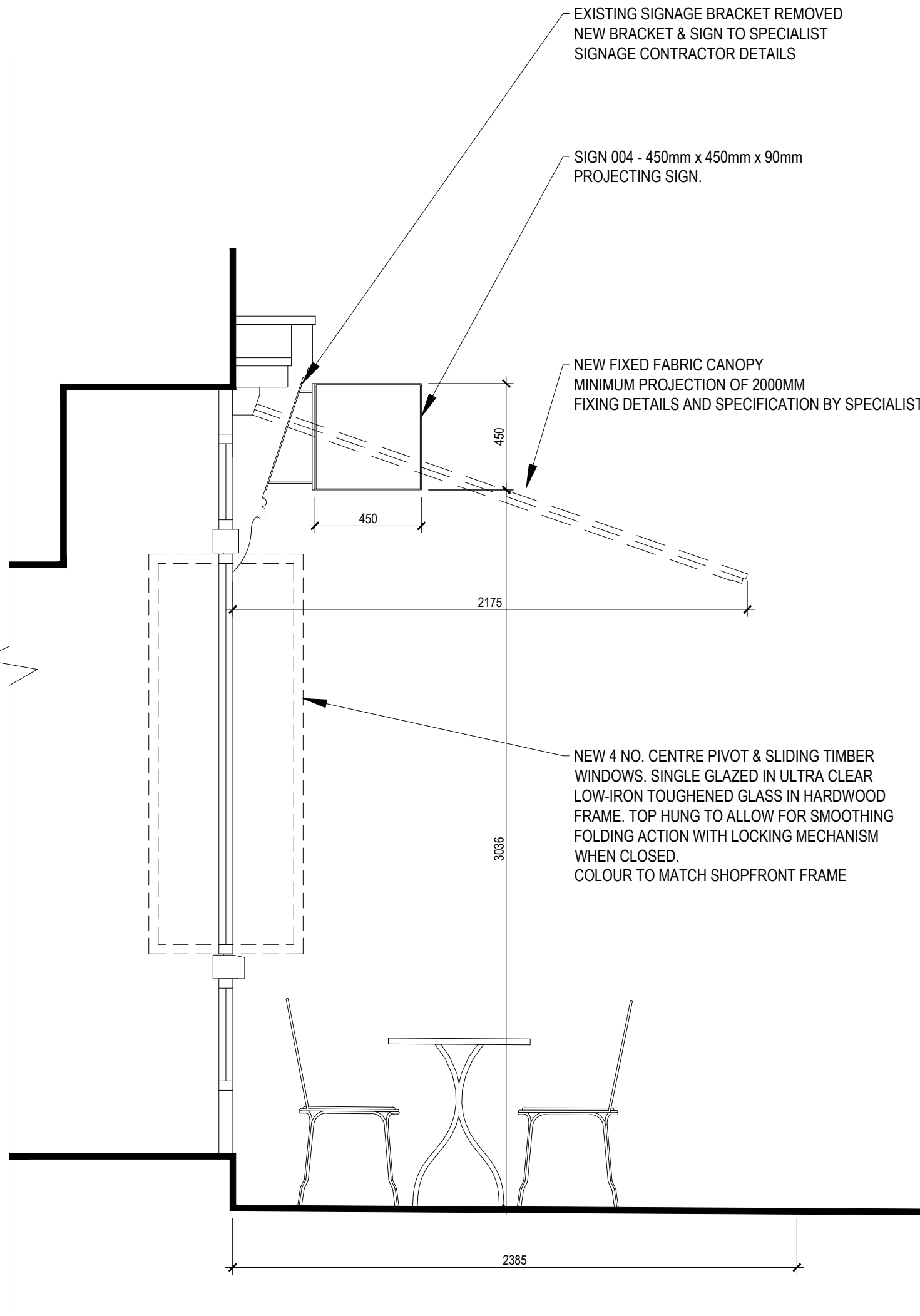
USE OF DRAWINGS
DO NOT SCALE FROM THIS DRAWING. USE WRITTEN DIMENSIONS AND CHECK ON SITE. THIS DRAWING IS BASED ON SITE INFORMATION SUPPLIED BY THIRD PARTIES AND ACCURACY OF EXISTING FEATURES IS NOT GUARANTEED.
ANY ERROR, OMISSION OR DISCREPANCY NOTED ON OR BETWEEN DRAWINGS AND OTHER DOCUMENTS MUST BE REPORTED IN WRITING IMMEDIATELY.
ALL MECHANICAL, ELECTRICAL AND STRUCTURAL LAYOUTS / COMPONENTS ARE INDICATIVE AND MUST BE DESIGNED AND CHECKED BY SPECIALISTS.
DO NOT START WORK ON SITE BEFORE CONFIRMING THAT ALL NECESSARY STATUTORY AND OTHER CONSENTS HAVE BEEN OBTAINED.
THIS DRAWING IS COPYRIGHT AND MUST NOT BE DISTRIBUTED WITHOUT PERMISSION. ELECTRONIC CAD FILES MUST NOT BE ALTERED OR COPIED.

REVISIONS

REV	DATE	DESCRIPTION	CHECKED
0	06.08.2021	ISSUED FOR CONSTRUCTION PURPOSES ONLY	DG CB



PROPOSED SHOPFRONT ELEVATION



PROPOSED SHOPFRONT SECTION

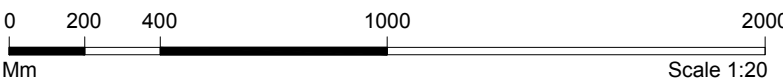


client
CAFE BRERA

project
BRERA
30 HAMPSTEAD HIGH STREET
LONDON NW3
drawing title
PROPOSED SHOPFRONT
ELEVATION

sheet size
A1
status
CONSTRUCTION
drawing no.
2027-HH-40-02
W: fitandproper.design
E: colin@fitandproper.design
T: 01932 943091

scale
1:20 @ A1
revision
0









FF&E Schedule
Project Reference:
Date:
Issue:

2027-HH-70-01
2027 Brera 30 Hampstead High Street
09/08/2021
2

FINISH TYPE	REFERENCE	ITEM	SUPPLIER	COLOUR	FINISH	PRODUCT LINK	NOTES	REFERENCE IMAGE
PAINT	PT-01	GENERAL CEILING	FARROW & BALL	SHADED WHITE 201	EGGSHELL		ENSURE MIN 1 COAT OF PRIMER/ UNDERCOAT + 2 COATS FINAL FINISH	
	PT-02	GENERAL WALLS	FARROW & BALL	CATS PAW 240	EGGSHELL		ENSURE MIN 1 COAT OF PRIMER/ UNDERCOAT + 2 COATS FINAL FINISH	
	PT-03	FOH DOORS	FARROW & BALL	CATS PAW 241	SATINWOOD		ENSURE MIN 1 COAT OF PRIMER/ UNDERCOAT + 2 COATS FINAL FINISH	
	PT-04	BOH DOORS	DULUX	WARM PEWTER	SATINWOOD		ENSURE MIN 1 COAT OF PRIMER/ UNDERCOAT + 2 COATS FINAL FINISH	
	PT-05	LEMON GROVE WALL	DULUX		MATT		ENSURE MIN 1 COAT OF PRIMER/ UNDERCOAT + 2 COATS FINAL FINISH	
	PT-06	SKIRTING	DULUX	JASMINE WHITE	EGGSHELL		ENSURE MIN 1 COAT OF PRIMER/ UNDERCOAT + 2 COATS FINAL FINISH	
	PT-07	TIMBER WOOD PRESERVATIVE		CLEAR			ENSURE MIN 2 COATS APPLIED TO ALL TIMBER TO ACHIEVE CLASS 0 FINISH	
	PT-08	SHOPFRONT	DULUX	BLUE (RAL 5021)	DIAMOND EGG SHELL		CONTRACTOR TO COLOUR MATCH TO RAL REFERENCE AND PROVIDE SAMPLE ON SITE FOR APPROVAL.	
	PT-09	FEATURE CEILING TO PINK BATHROOM	FARROW & BALL	RANGWALI 296	EGGSHELL		ENSURE MIN 1 COAT OF PRIMER/ UNDERCOAT + 2 COATS FINAL FINISH	
WALL	WF-01	WALL RENDER	K-REND	LIMESTONE WHITE		https://www.k-rend.co.uk/pdf/K_Rend_brochure_October_2019.pdf	K-REND SILICONE FT. FINAL COLOUR CHOICE TO BE CONFIRMED BY CLIENT	
	WF-02	HYGENIC CLADDING	ALTRO	WHITE			ALTRO WHITE ROCK CLADDING TO 1.8m. PAINTED PLASTERBOARD ABOVE	
	WF-03	WALLPAPER		PINK		https://www.koziel.fr/en/quirky/124-pink-toilet-paper-wallpaper-3394125490011.html	PINK TOILET ROLL WALLPAPER	
	WF-04	WALLPAPER		GREEN		https://www.worldofwallpaper.com/paradise-flower-wallpaper-blue-grandeco-jf2302.html?gclid=Cj0KCQjw3f6HBhDhARIsADi3D-	PARADISE FLOWER WALL PAPER	




	WF-05	WALL TILE		PINK			WHB BACK SPLASH	
	WF-06	WALL TILE		GREEN			WHB BACK SPLASH	
	WF-07	BAR BACKSPLASH	DIGITAL CERAMIC SYSTEMS	BESPOKE BRAND COLOURS	MATT FINISH WITH R10 ANTI-SLIP GLAZE	www.digitalceramics.com www.thesurfacedesignstudio.com	CLIENT DIRECT SUPPLY 200x200mm TILE AS BAR BACKSPLASH	
	WF-08	COUNTER FRONT TILE		ANTIQUE MIRROR TILE			https://www.firedearth.com/deco-glass-bell-silver	
	WF-09	ARTIFICIAL WALL PLANTING		MIXED LEAF/ VINES AND WHITE FLOWERS			https://www.greenplantwalls.co.uk/ . OR https://www.fake.com/products/outdoor/living-walls/	
	WF-10	ARTIFICIAL WALL PLANTING		MIXED LEAF/ VINES AND PINK FLOWERS			https://www.greenplantwalls.co.uk/ . OR https://www.fake.com/products/outdoor/living-walls/	
	WF-11	FEATURE WALLPAPER PRINT		ITALIAN SIDE STREET SCENE			CLIENT DIRECT SUPPLY - FINAL ARTWORK TO CLIENT SELECTION. CONTRACTOR TO CO-ORDINATE SURFACE FINISH PREPARATION TO ENSURE FULL ADHESION OF GRAPHIC TO WALL.	
FLOORING	FL-01	BESPOKE TILE	DIGITAL CERAMIC SYSTEMS	BESPOKE BRAND COLOURS	MATT FINISH WITH R10 ANTI-SLIP GLAZE	www.digitalceramics.com www.thesurfacedesignstudio.com	CLIENT DIRECT SUPPLY 200x200mm TILE AS BAR BACKSPLASH. HALF TILE TO FORM 100mm SKIRTING TO PERIMETER	
	FL-02	ENTRANCE MATT					BRERA BESPOKE TILE BY SPECIALIST SUPPLIER	




	FL-03	ANTI-SLIP FLOOR TILE	Tile				Dotti Commercial Floor Tiles - Dark Grey	
	FL-04	STAIR NOSING	GRADUS	AS11- HURRICANE		https://www.gradus.com/accessories-brochure	TRADITIONAL ALUMINIUM RANGE NOSING GRIP.	
	FL-05	ANTI-SLIP FLOOR PAINT	WATCO	MID GREY		https://www.watco.co.uk/products/watco-safety-grip	WATCO SAFETY GRIP FLOORING	
FIXTURE	FX-01	AMBIENT COUNTER	SPECIALIST JOINER				1000mm WIDE - CLIENT SUPPLY	
	FX-02	AMBIENT COUNTER	SPECIALIST JOINER				1200mm WIDE - CLIENT SUPPLY	
	FX-03	CAKE DISPLAY	SPECIALIST JOINER				SEE PLANS FOR SIZE. - CLIENT SUPPLY	
	FX-04	WINDOW TABLE	SPECIALIST JOINER					
	FX-05	DOUBLE SWING SEAT	SKANDIUM	BK13 SWING SOFA	UNTREATED TEAK	https://www.skandium.com/collections/outdoor-furniture/products/bk13-swing-sofa?variant=39287529767015	CLIENT TO CONFIRM IF CUSHIONS REQUIRED. CONTRACTOR TO PROPOSE SUITABLE EYELET FIXINGS THROUGH CEILING TO STRUCTURAL JOISTS ABOVE.	
	FX-06	LINEAR BANQUETTE	SPECIALIST JOINER				SEE PLANS FOR SIZE. - CLIENT SUPPLY	
	FX-07	SMALL CURVED BANQUETTE	SPECIALIST JOINER				SEE PLANS FOR SIZE. - CLIENT SUPPLY	
	FX-08	MEDIUM CURVED BANQUETTE	SPECIALIST JOINER				SEE PLANS FOR SIZE. - CLIENT SUPPLY	
	FX-09	LARGE BANQUETTE	SPECIALIST JOINER				SEE PLANS FOR SIZE. - CLIENT SUPPLY	
	FX-10	ANTIQUE MIRROR WINDOW						
	FX-11	TIMBER WINDOW BLINDS	SPECIALIST JOINER				FEATURE TIMBER SHUTTERS IN DISTRESSED PAINT FINISH. OVERALL SIZE 1200MM X 1200MM. WINDOW TO BE SAFETY GLASS WITH ANTIQUE MIRROR FINISH WITH FOAM BACKING BY SPECIALIST JOINER. SHOP DRAWINGS TO BE PROVIDED FOR COMMENT.	
	FX-12	DIGITAL MENU BOARD	SPECIALIST	BLACK NARROW BEZEL PICTURE FRAME			DIGITAL MENU BOARD BY SIGNAGE CONTRACTOR. MAIN CONTRACTOR TO ALLOW FOR POWER & DATA BY WAY OF FUSED SPUR AND RJ45 POINT BEHIND SCREEN. WALL TO BE PATTERESSED TO ALLOW FOR SCREEN FIXING. GRAPHIC CONTENT BY CLIENT.	



	FX-13	AMOUR HEART	SPECIALIST	PINK			BESPOKE NEON EFFECT PINK LED HEART BY SPECIALIST SUPPLIER.	
	FX-14	AMOUR WORDING	SPECIALIST				BESPOKE NEON EFFECT PINK LED WORDING BY SPECIALIST SUPPLIER.	
	FX-15	BRERA SIGN (INTERNAL)	SPECIALIST				BRERA LOGO ON BACK WALL - BACK LIT WITH WHITE LED TO SPECIALIST DETAIL	
	FX-16	FIXED AWNING	BREEZEFREE	MANDERINE (OR CLOSEST MATCH THE BRERA ORANGE		https://www.breezefree.com/products/awnings.html	FIXED AWNING WITH BRANDED PELMET TO DIMENSIONS SHOWN ON DRAWINGS. CONTRACTOR TO AGREE FIXING DETAIL WITH STRUCTURAL ENGINEER AND PROVIDE SHOP DRAWINGS FOR APPROVAL	
	FX-17	DUMMY WINDOW	SPECIALIST	DISTRESSED/AGE BLUE				
	FX-18	PERGOLA FRAME	SPECIALIST				TREATED TIMBER TRELLIS, 75MM X 75MM TREATED SOFTWOOD (SW) FINISHED IN FLAME-RETARDANT LACQUER (FF-99)	
	FX-19A	WALL MOUNTED BAR SHELVING	SPECIALIST				SEE DWG FOR DETAILS	
	FX-19B	WALL MOUNTED SHELVING	SPECIALIST				SEE DWG FOR DETAILS	
	FX-20	NARROW WALL MOUNTED SHELVING	SPECIALIST				SEE DWG FOR DETAILS	
	FX-21	GLASS SHELVING	SPECIALIST				SEE DWG FOR DETAILS	
	FX-22	GANTRY/MENU SHELVING UNIT	SPECIALIST				SEE DWG FOR DETAILS	
	FX-23	LEMON PLANTER	URBAN PLANTERS				LARGE TERRACOTTA PLANTERS WITH PAINTED LEMON MOTIF	
	FX-24	50" LED TV					COMMERCIAL GRADE 50" LED TV. ALLOW FOR SLIMLINE WESA BRACKET WITH TILT ADJUSTMENT. ALLOW FOR POWER AND DATA CONNECTION BEHIND THE SCREEN.	



FURNITURE	FF-01	DINING CHAIR	MIDJ	DALIA PB LG ARMCHAIR			CLIENT SUPPLIER	
	FF-02	EXTERNAL CHAIR	BARBED	ACAPULCO BLUE	CHAISE		377-21-Bleu-Acapulco-Chaise	
	FF-03	EXTERNAL CHAIR	BARBED	ACAPULCO BLUE	FAUTEIL		377-21-Bleu-Acapulco-Fauteuil	
	FF-04	OTTOMAN STOOL	TBC				STELLA	
	FF-05	SQUARE INTERNAL TABLE					600mm x 600mm CLIENT SUPPLIER	
	FF-06	LARGE CIRCULAR INTERNAL TABLE					CLIENT SUPPLIER - REFER TO DRAWINGS FOR SIZES.	
	FF-07	SMALL CIRCULAR INTERNAL TABLE					600mm DIAMETER - CLIENT SUPPLIER	
	FF-08	CIRCULAR EXTERNAL TABLE					377-21-Bleu-Acapulco-Gueridon - CLIENT SUPPLIER	
	FF-09	BESPOKE TABLE	MAMBO				CLIENT DIRECT SUPPLY - REFER TO FURNITURE DRAWINGS FOR SIZES	



	FF-10	STAFF CHAIR						
	FF-11	STAFF TABLE						
FITTING	FT-01	INTERIOR DOOR (FD30S)			PT-04			
	FT-02	INTERIOR DOOR (FD60S)			PT-04			
	FT-03	BATHROOM MIRROR 1					ANTIQUE STYLE MIRROR WITH FEATURE WF-05 TILE BORDER. SIZE TO MATCH WALL WIDTH.	
	FT-04	BATHROOM MIRROR 2					ANTIQUE STYLE MIRROR WITH FEATURE WF-06 TILE BORDER. SIZE TO MATCH WALL WIDTH.	
	FT-05	SKIRTING		MATCH WALL			18mm x 195mm OGEE SKIRTING TO BE INSTALLED TO ALL WALLS. CONTRACTOR TO CO-ORDINATE AFTER SANITARYWARE IS INSTALLED FOR SEAMLESS FINISH	
	FT-06	FLUSH PLATE 1						
	FT-07	TOILET ROLL HOLDER 1						
	FT-08	TOILET ROLL HOLDER 2						
	FT-09	SOAP DISPENSOR 1						
	FT-10	SOAP DISPENSOR 1						
	FT-11	WASTE BIN						
SANITARYWARE	SW-01	BACK TO WALL WC	VICTORIAN PLUMBING	WHITE		https://www.victorianplumbing.co.uk/burlington-regal-back-to-wall-pan-p15	BURLINGTON REGAL BACK TO WALL PAN.	



	SW-02	BACK TO WALL CISTERN	VICTORIAN PLUMBING	N/A		https://www.victorianplumbing.co.uk/burlington-top-access-dual-flush-cistern-with-ceramic-lever	CONTRACTOR TO CO-ORDINATE ACCESS PANEL IN BACVK WALL AT HEIGHT OF CISTERN. BACK PANEL & WALL FINISH TO MATCH (REFER TO PLANS FOR REFERNCES)	
	SW-03	MIXER TAP + POP UP WASTE	VICTORIAN PLUMBING			https://www.victorianplumbing.co.uk/burlington-chelsea-straight-mono-basin-mixer-with-pop-up-waste-ch20	FOR BOTH BATHROOMS	
	SW-04	FEATURE GREEN VANITY UNIT	VICTORIAN PLUMBING	GREEN		https://www.victorianplumbing.co.uk/chatsworth-traditional-green-vanity-560mm-wide	CHATSWORTH TRADITIONAL GREEN VANITY UNIT. 560mm WIDE. INCLUDES BASIN	
	SW-05	FEATURE PINK VANITY UNIT		PINK		https://www.victorianplumbing.co.uk/chatsworth-traditional-pink-vanity-560mm-wide	CHATSWORTH TRADITIONAL PINK VANITY UNIT. 560mm WIDE. INCLUDES BASIN	
	SW-06	BABY CHANGE TABLE	WASHROOM HUB	N/A		https://www.washroomhub.co.uk/horizontal-baby-changer	WALL MOUNTED HORIZONTAL BABY CHANGER. CONTRACTOR TO ENSURE WALL HAS BEEN STRENGTHERNED WITH SUITABLE PLY LINING.	
	SW-07	HAND DRYER	DYSON	AIRBLADE V	WHITE	https://www.dyson.co.uk/commercial/hand-dryers/airblade-v-white	AIRBLADE V - WHITE FINISH	