Ref: DRW022 Ver: 2 ISD: 20.06.01

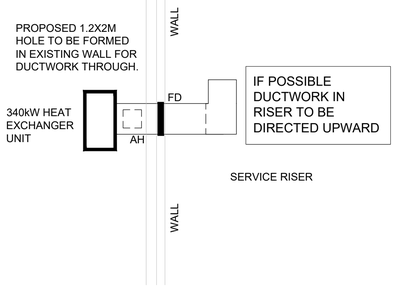

340kW Heat Exchanger Unit Section

scale 1:100 @ A1

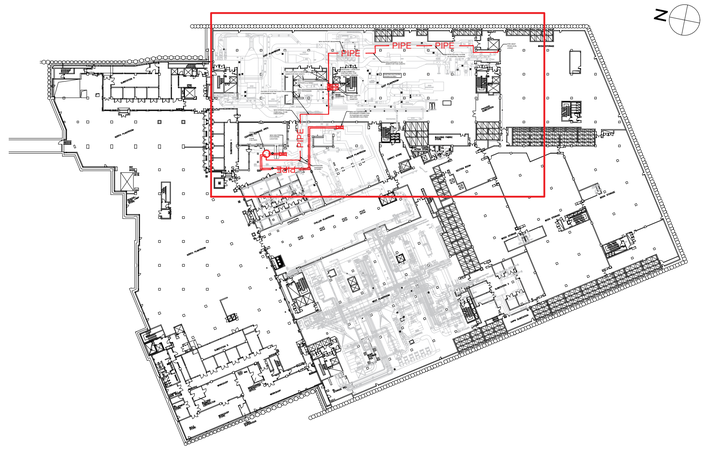

Basement 1 Ductwork Plan in Context

scale 1:1000 @ A1

Notes:

1. This is an A1 drawing, if reproduced in any other format the scale shown will be incorrect.
2. Do not scale off this drawing.
3. Any ambiguities, omissions and errors, or inconsistencies with other documents, on this drawing should be notified immediately to the architect before the commencement of works on site.
4. All dimensions are in millimeters unless otherwise stated.
5. All dimensions, unless otherwise stated, are to the face of unfinished masonry walls or to the face of stud partitions, excluding plasterboard.
6. All dimensions are to be checked on site. any discrepancies are to be notified immediately to the architect before the commencement of works on site.
7. All levels are in meters unless otherwise stated.
8. This drawing is to be read in conjunction with all other relevant drawings and specifications for this project and apparent inconsistencies brought to the attention of the architect.
9. It is the responsibility of specialist roofing/wall cladding/insulation manufacturer to ensure full compliance with their composite build up as specified by them, and that the integration of their product into the building design meets the required fire tests and complies with Building Regulations.

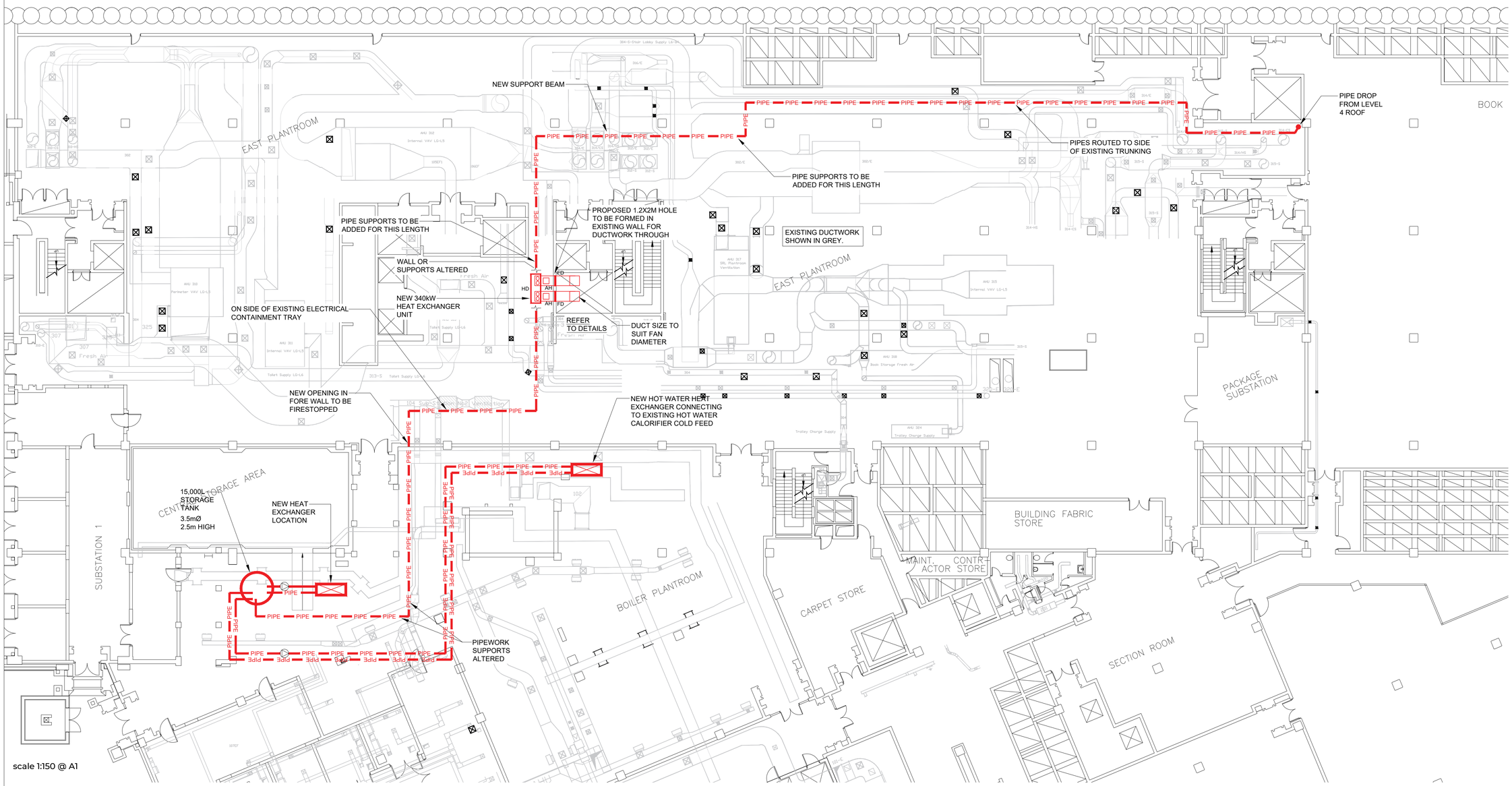

scale 1:150 @ A1

VARIOUS SCALES - REFER TO VIEW TITLE

Do not scale from this drawing

Rev	Date	Description	By	Ck	Ap
P01	26.08.21	First issue.	AC	CP	CP

cbp.

T: 0115 948 1144

www.cbp-arch.co.uk

44 The Ropewalk, Nottingham, NG1 5DW

Project

The British Library Combined Solar Thermal and PVT Installation

Drawing title

Proposed Basement 1 Ductwork Plan

Drawn by	Checked by	Approved by	Scale	Date	RIBA Stage
AC	CP	CP	As shown	26.08.21	3

Project	Originator	Volume	Level	Type	Role	Number	Suitability	Revision
21027	-CBP	-XX	- B1	-DR	-A	-2800	-S1	-P01

Reproduced subject to copyright Original sheet size A1