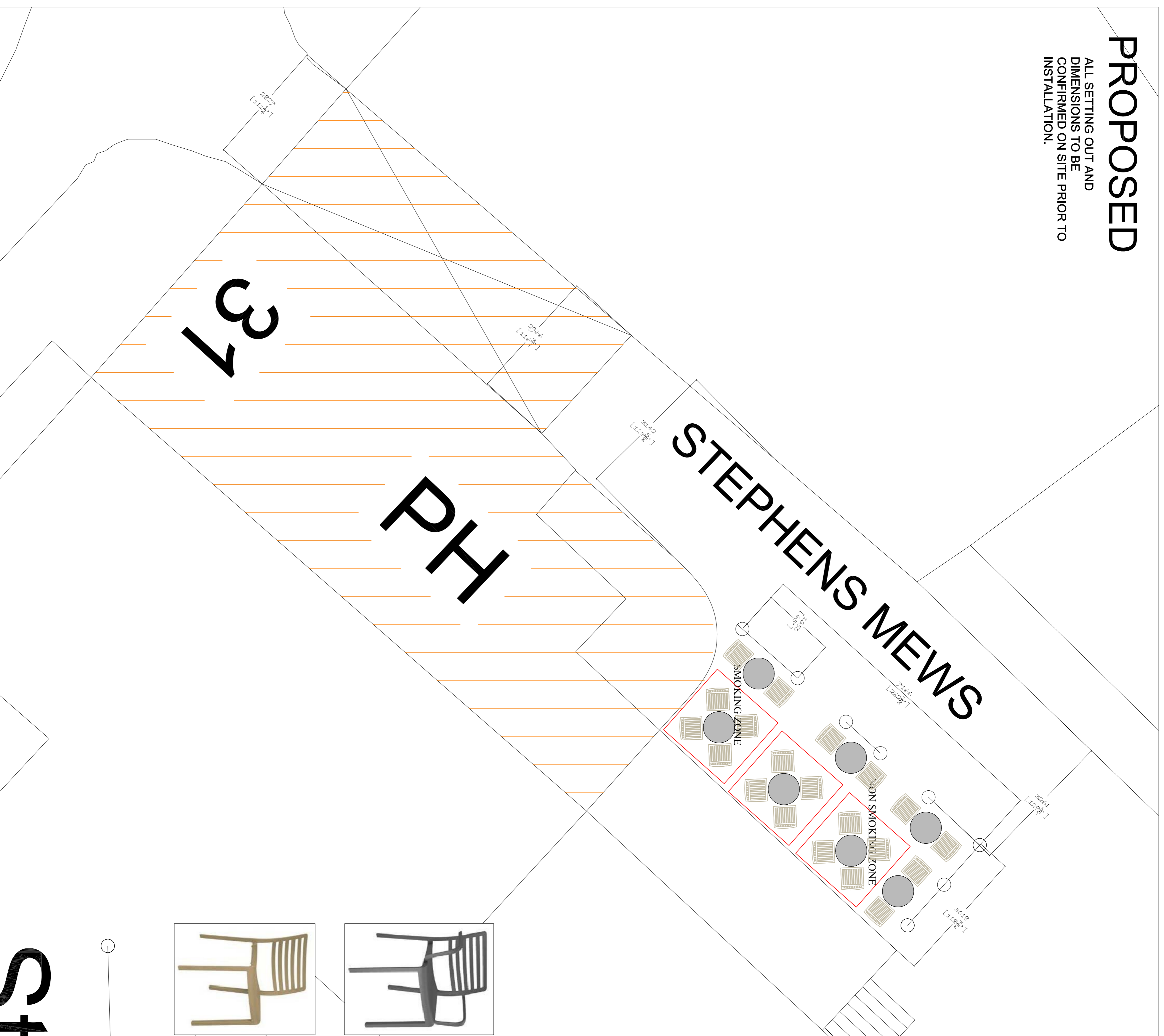


PROPOSED


ALL SETTING OUT AND DIMENSIONS TO BE CONFIRMED ON SITE PRIOR TO INSTALLATION.



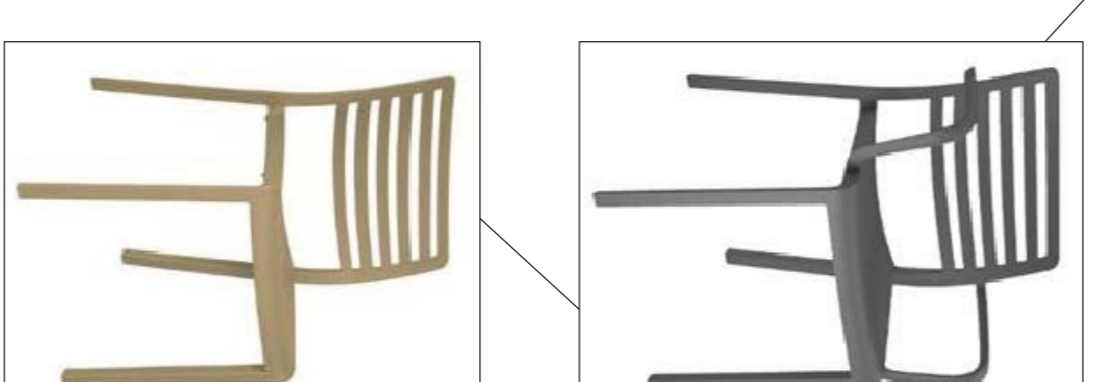
GRANITE UMBRELLA BASE, ROUND, 25KG
UMBRELLA BASES
BAG025S



GLATZ FORTINO®
GIANT UMBRELLAS,
ALUMINIUM FRAME .
2000MM X 2000MM
SQUARE COLOUR 678



UMBRELLA AND BASE TO BE USED FOR EACH TABLE.



BENTLEY ARM CHAIR



MONACO TABLE TOP



BENTLEY SIDE CHAIR



POLISHED ALUMINIUM STACKING BASE

ROPE AND POST BARRIER

Stephens Mews

Notes:

- 1.0 GENERAL
This drawing is based on the information provided to the Designer. The Designer has not generally assumed any responsibility for the accuracy of the information provided.
- 2.0 DIMENSIONS
Do not scale this drawing. All dimensions to be checked on site.
- 3.0 CONCRETE WORKS
All works to comply with BS 5228 & BS 8110
- 4.0 BRICKWORK AND BLOCKWORK
All work to comply with BS 5628
- 5.0 ASPHALT
All asphalt rodding to comply with BS 6229
- 6.0 STRUCTURAL TIMBER
All structural timber to be finished and m grade SCS or as specified by structural engineer
- 7.0 LEADWORK
All work to comply with BS 1178 and LDA recommendations.
- 8.0 CERAMIC AND JOINERY
All work to comply with BS 6841 and BS 6842. All work to be finished in accordance with Building Regulations Part F1
- 9.0 VENTILATION
All work to comply with BS 6861 and BS 6862. All work to be finished in accordance with Building Regulations Part F1
- 10.0 DRAINAGE
All work to comply with BS 5391 and BS 5392. All work to be finished in accordance with Building Regulations Part G1
- 11.0 ELECTRICAL INSTALLATION
All work to comply with BS 7671 and BS 7672. All work to be finished in accordance with Building Regulations Part P1
- 12.0 GAS INSTALLATION
All work to comply with Gas Safety (reg. 1972 & Gas Safety (reg. Amendments) 1984. All work to be finished in accordance with Building Regulations Part G1

- 13.0 GENERAL
This drawing is the property of ANDREWS AND BOYD. Copyright is reserved and this drawing is issued on the condition that it is not copied or disclosed by or to any person without the written consent of ANDREWS AND BOYD. This drawing is not to be scaled for the purposes of setting-out. Dimensions to be checked on site and verified prior to commencing.

North	Client	Project	Checked by
	ANDREWS AND BOYD	Bricklayers Arms 31 Gresse Street London W1T 1QS	REVISION
	Scale	Drawing Title	Drawing No.
	1:50 @ A1	EXTERIOR SEATING PLAN	P001
	Date		
	JUL Y 2020		

Andrews + Boyd Consultants Limited
24 Old Burlington Street, London, W1S 3AW