




Do not scale from drawings  
 All dimensions are in mm unless otherwise stated  
 All dimensions to be verified on site before proceeding with the work  
 Any discrepancies to be notified in writing to Accredited Immediately  
 All boundaries indicative only and to be confirmed by others

Key / Legend

- Project boundary
- Site ownership boundary



PLANNING

REV	DATE	NOTES	INT
<b>PLANNING</b>			
 <b>STEVE RITCHIE PARTNERSHIP Limited</b> <small>25 Link Yard, Spelman Street, London, E1 5LX          t. 0203 371 9485 e. info@steveritchiepartnership.co.uk          w. www.steveritchiepartnership.co.uk</small>			
<small>job title</small> <b>SSL FOOD LAB, CAMDEN TOWN</b>			
<small>drawing title / location</small> <b>SITE LOCATION PLAN</b>			
<small>drawn by</small> CW	<small>checked</small> UM	<small>scale</small> 1:1250 @ A3	<small>status</small> PLANNING
<small>Project</small> 20051	<small>drawing no</small> 01 AP 0000 001	<small>revision</small> P02	
<small>client</small>  <small>33 HOLBORN, LONDON, EC1N 2HT, ENGLAND, T. 0207 695 6000</small>			
<small>Scale 1:1250</small> 			
<small>© 2019 Steve Ritchie Partnership Limited</small>			

  
 Scale 1:1250  
  
 © 2019 Steve Ritchie Partnership Limited