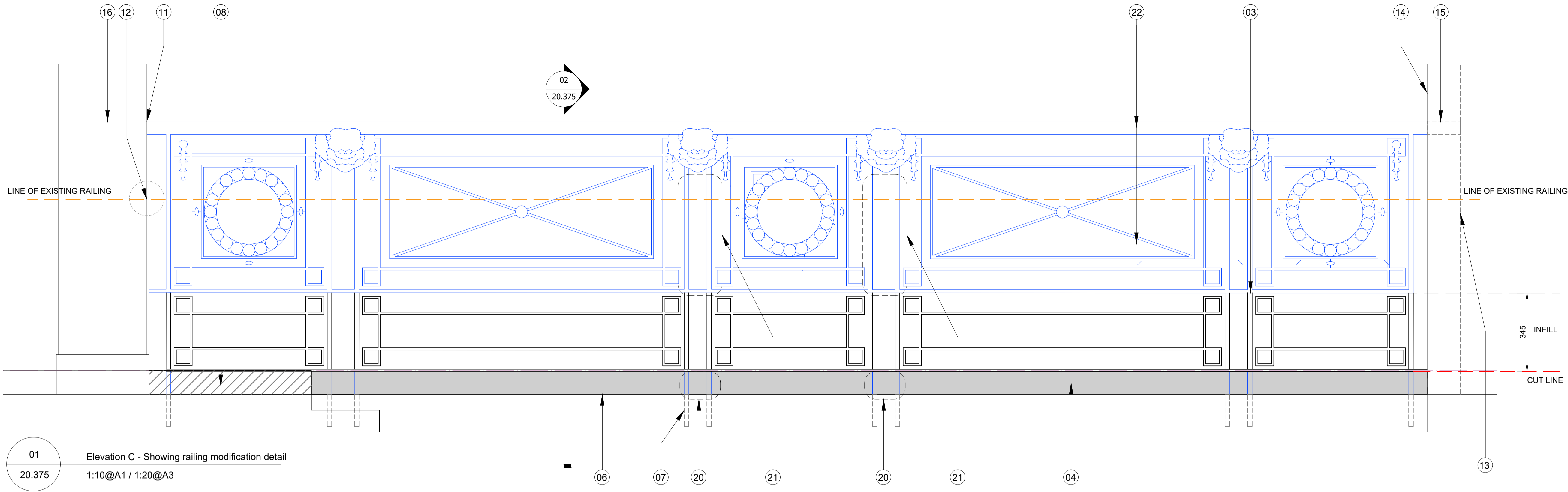


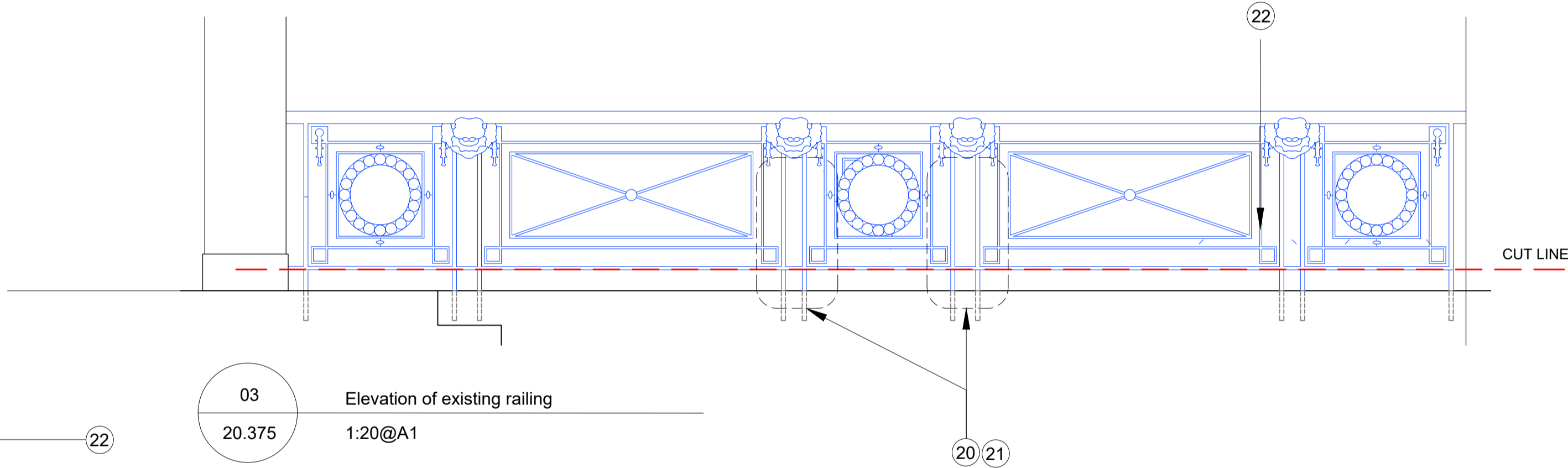
BARR GAZETAS

Note:

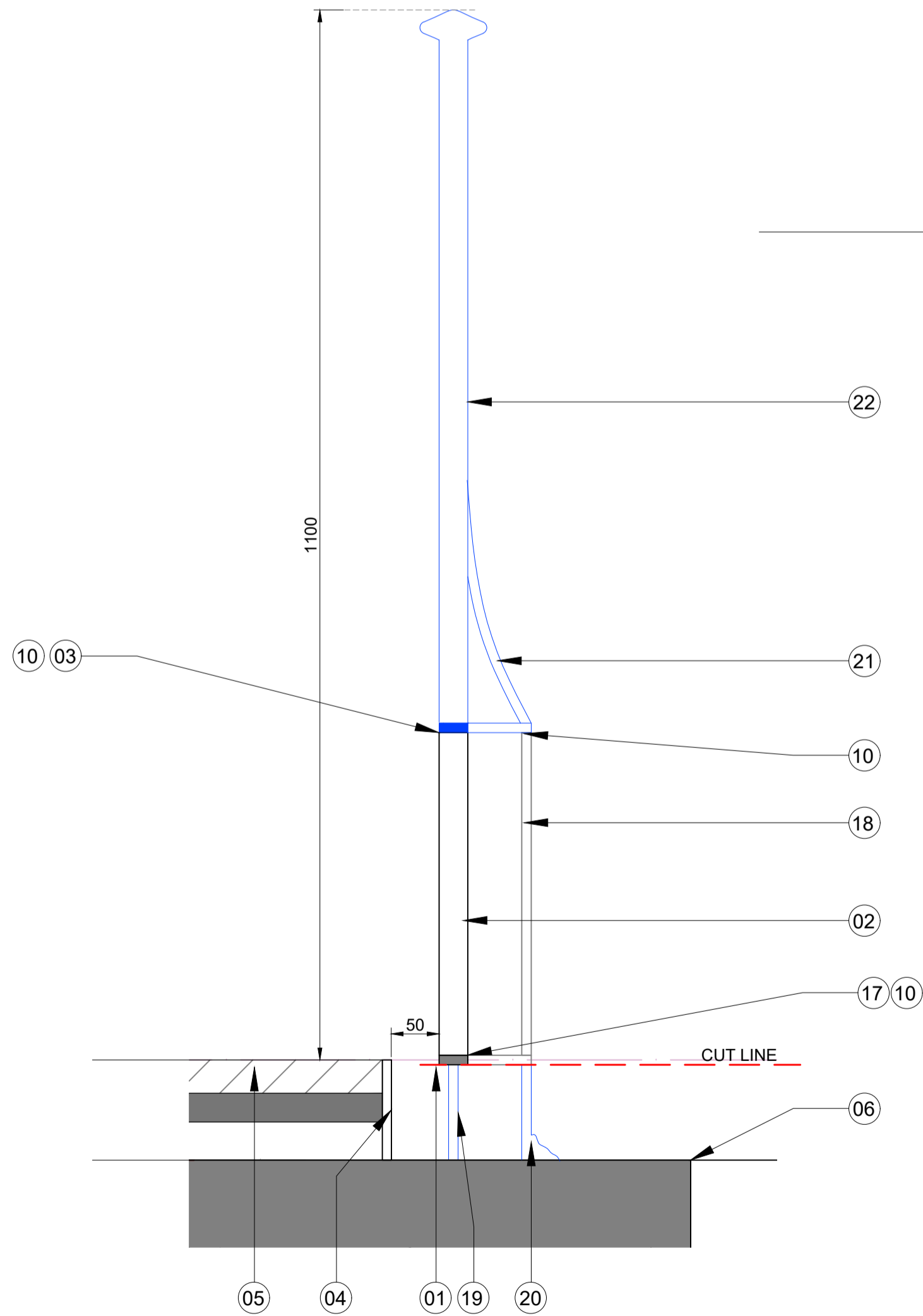
1. Cut existing railing above base posts/ feet, just below flat bar.
2. New infill railing to match material, design an finish of the historic.
3. Existing historic railing welded to top of new infill piece.
4. New timber flashing piece to match finish of timber floor.
5. New timber flooring.
6. Existing coping marble retained.
7. Indicative existing fixings
8. floor finish conceals railing base posts in this location.
9. indicative line of stairs
10. New welded connections
11. No fixings into marble columns. Fixing and stability to be reviewed by specialist subcontractor and SE.
12. Existing railing to be carefully removed where fixed into marble, so as to not damage the marble cladding. Removal method to be reviewed. Exposed fixing point to be made good with marble to match like-for like.
13. Indicative line of steel column.
14. Column encasing . L03.
15. New fixing back to steel column, through new FR encasing.
16. Existing retained marble-clad column
17. New flat bar on top of base posts to take new railing infill
18. New posts extends from decorative feet to existing projecting detailed element above
19. Typical base post
20. Decorative base feet
21. Existing projecting detailed element
22. Existing historic railing and brass handrail



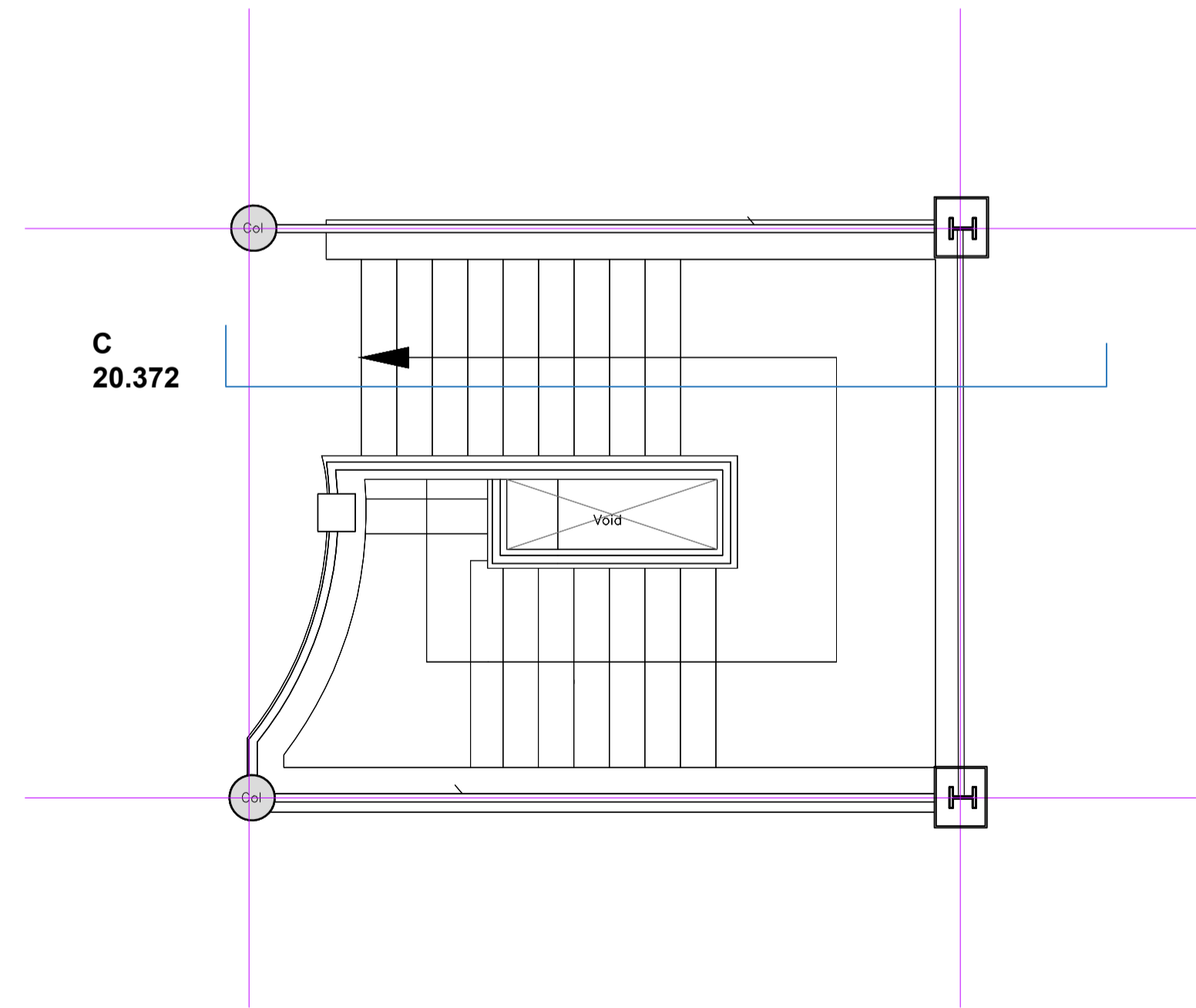
01
20.375
Elevation C - Showing railing modification detail
1:10@A1 / 1:20@A3



03
20.375
Elevation of existing railing
1:20@A1



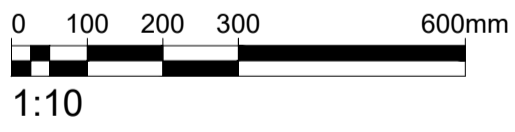
02
20.375
Typical detail section through modified railing
1:10@A1 / 1:20@A3



04
20.374
Reference Plan
1:25@A1 / 1:50@A3



Existing historic railing reference photo



Rev.	Description.	By	Date
P1	For Planning	AC	19.08.21

Client
Kings Keeley Limited C/o Clearbell Capital LLP
Project
65 Kingsway - Base Scheme

Title
First Floor Historic Railing Detail

Status	Purpose of Issue			RIBA stage
S4	For Planning			4
Project No.	Drawn	Checked	Scale	Rev.
1914	AC	TJ	1:100 @ A1 1:200 @ A3	P1

Drawing No.
1914-BG-01-00-DR-A-20.375

Do not scale from this drawing. The Contractor is to take and check all dimensions on site before work commences. Discrepancies must be reported to the Architect. Subcontractors must verify all dimensions on site before making a shop drawing or commencing manufacturing. This drawing is copyright. ©
© Copyright Barr Gazetas Ltd.
A 10 Haddon Street, London, W1B 4BG
T 0207 636 5581
W www.barrgazetas.com