

**GENERAL & EMERGENCY LIGHTING NOTES**

THE EMERGENCY / ESCAPE LIGHTING INSTALLATION SHALL COMPLY IN FULL WITH THE REQUIREMENTS OF BS 5266-1: 2016, BS 1838: 2013

THE LIGHTING INSTALLATION SHALL COMPLY IN FULL WITH THE REQUIREMENTS OF BS 7671 18 EDITION.

THE INTERNAL OVER DOOR EMERGENCY LUMINAIRES SHALL BE WIRED TO OPERATE WHEN LOCAL LIGHTING IS ON (MAINTAINED).

THE LIGHTING CONTROLS MANUFACTURER, WITH ASSISTANCE FROM THE ELECTRICAL CONTRACTOR SHALL CARRY OUT THE COMMISSIONING OF THE SYSTEM.

EACH EMERGENCY LUMINAIRE SHOULD BE COMPLETE WITH A STICK ON REFERENCE LABEL THAT SHOULD CORRELATE WITH THE AS INSTALLED RECORD DRAWINGS.

THE CEILING GRID LAYOUT IS INDICATIVE ONLY AND LIGHTING INSTALLATION SHOULD BE CO-ORDINATED FULLY ON SITE PRIOR TO INSTALLATION.

THE ELECTRICAL CONTRACTOR SHALL PROCURE, SUPPLY, INSTALL, TEST, COMMISSION AND SET TO WORK A COMPLETE, FULLY OPERATIONAL LIGHTING AND LIGHTING CONTROL SYSTEM, IN-LINE WITH THE ASPIRATIONS AND DETAIL OF ALL NOTES AND DRAWINGS.

ALL LIGHTING SHALL HAVE CLEARANCE FROM ANY INSULATION AS HIGHLIGHTED WITHIN THE MANUFACTURES HAND BOOK.

THE LUMINAIRE HEAT DISSIPATING AREAS SHALL NOT HAVE THE AIR FLOW OBSTRUCTED IN ANY WAY.

ALL REFLECTORS, COVERS OR VISUAL AREAS SHALL BE CLEAN AND FREE FROM DIRT PRIOR TO LIGHTING LEVELS COMMISSIONED.

THE ELECTRICAL CONTRACTOR IS TO INCLUDE FOR ALL LUMINAIRES, ACCESSORIES, PLUG-INS, MOUNTING KITS AND POWER SUPPLIES WERE NECESSARY COMPLYING TO CURRENT BUILDING REGULATIONS, SO AS TO ENSURE A COMPLETE AND OPERATIONAL INSTALLATION.

LOCATION OF ALL SWITCHING TO BE IN ACCORDANCE WITH BS 8300 AND BUILDING REGULATIONS APPROVED DOCUMENT M.

THE ELECTRICAL CONTRACTOR SHALL CARRY OUT THE TESTING AND COMMISSIONING OF THE EMERGENCY LIGHTING INSTALLATION IN ACCORDANCE WITH REQUIREMENTS OF BS 5266 - CODE OF PRACTICE FOR EMERGENCY LIGHTING AND SHALL PROVIDE THE NECESSARY DOCUMENTATION.

THE LIGHTING OPERATION TIMES SHALL BE CONFIRMED BY THE USER TO ALLOW FOR COMMISSIONING AND NECESSARY DEMONSTRATIONS OF CONTROLS.

ALL LIGHTING SPECIFIED IS IN ACCORDANCE WITH THE GUIDANCE CONTAINED IN REGARDS ENERGY EFFECTIVE LIGHTING DESIGN AND SPECIFICATION.

THE ELECTRICAL CONTRACTOR IS TO INCLUDE FOR SA RATED SOCKET OUTLETS AND ALL FEATURE AND DECORATIVE LIGHTING.

IN EXPOSED CEILING AREAS THE ELECTRICAL CONTRACTOR SHALL ALLOW FOR USING GALVANISED STEEL CONDUIT AND TRUNKING SYSTEMS WHICH PROPRIETARY FITTINGS AND CONCEAL SUPPORTS IN FINISH AND LAYOUT AGREED WITH THE INTERIOR DESIGNER. ENSURE CABLING IS CO-ORDINATED IN A NEAT AND TIDY MANNER.

THE EMERGENCY LIGHTING INSTALLATION, SUPPLIED, INSTALLED AND COMMISSION UNDER THE ELECTRICAL CONTRACT SHALL BE SELF CONTAINED INDEPENDENT EMERGENCY LIGHTING LUMINAIRES CONSISTING OF EITHER RECESSED OR SURFACE MOUNTED TO SUIT CEILING MAKE UP, 3 HOUR NON-MAINTAINED MICROPOINT LED DOWN LIGHTS, WALL MOUNTED BEAM LUMINAIRES AS NOTED WITHIN THE LUMINAIRE SCHEDULE CONNECTED TO THE LOCAL LIGHTING CIRCUITS

EMERGENCY LIGHTING IS TO BE PROVIDED OUTSIDE AND NEAR EXITS, WITHIN THE REQUIRED EMERGENCY ALARM CALL POINTS TO CURRENT REGULATIONS AND WIRING SHALL MATCH THAT DESCRIBED FOR THE GENERAL LIGHTING INSTALLATION.

THE ELECTRICAL CONTRACT IS TO PROVIDE AN EXTERNAL LIGHTING INSTALLATION COMPRISING FLICKER FREE LED FEATURE LIGHTING VIA BOLLARDS AND RECESSED UPLIGHTS ETC AS INDICATED ON THE DRAWINGS AND LUMINAIRE SCHEDULES. (MEETING EN6 6 - CAPABLE OF ONLY ACCEPTING LAMPS HAVING A LUMINOUS EFFICACY GREATER THAN 40 LUMENS PER CIRCUIT WATT CONTROLLED BY PUSH BUTTON TIME SWITCHES/PIR SENSORS OR EQUIVALENT)

LIGHTING IS TO BE CONTROLLED VIA A TIME CLOCK/ PHOTOCELL AND HOA. WIRED CIRCUITS FOR LANDSCAPE LIGHTING SHALL BE IN XLPE/SWA CABLES.

WIRED CIRCUITS SERVING LUMINAIRES FIXED TO THE BUILDING ARE TO BE IN SINGLE CORE LOW SMOKE ZERO HALOGEN (LSZH) CABLES ENCLOSED WITHIN A METALLIC CONDUIT AND TRUNKING SYSTEM, CONTROLLED VIA TIMECLOCK WITH PHOTOCELL (DUST TO DAWN) AND HAND/OFF/AUTO SWITCHING LOCATED ADJACENT TO THE RELEVANT EXTERNAL LIGHTING BOARD (LOCATION TO BE AGREED). INTERPOSING MULTI-POLE CONTACTORS SHALL BE PROVIDED AS NECESSARY.

ALL EXTERNAL LIGHTING IS TO BE ZONED SO THAT CERTAIN CIRCUITS CAN BE SWITCHED OFF AT PRE-DETERMINED TIMES TO PROVIDE A CURFREW PERIOD AS REQUIRED BY THE END USER.

TYPE A DISTRIBUTION BOARDS SHALL BE USED FOR THE EXTERNAL LIGHTING SUPPLIES.

CONDUIT ROUTES SHALL BE PROVIDED THROUGH THE BUILDING STRUCTURE TO THE EXTERNAL FACADES TO SUPPORT THE EXTERNAL LIGHTING SCHEME. CONDUITS SHALL BE GALVANISED STEEL AND BE ROUTED BACK TO THE RELEVANT EXTERNAL LIGHTING BOARD. WHERE LIGHTING IS GROUND MOUNTED AROUND THE EXTERNAL PERIMETER OF THE BUILDING, ARMoured CABLING SHALL BE ROUTED AT APPROPRIATE DEPTHS AND PROTECTED AS REQUIRED UNDER CURRENT REGULATIONS. CAST IN CABLE DUCTS / SLEEVES SHALL BE PROVIDED WHERE CABLES EXIT THE BUILDING. DUCTED CABLE ROUTES SHALL BE PROVIDED TO SERVE EXTERNAL LIGHTING.

THE ELECTRICAL CONTRACTOR IS TO INSTALL ADEQUATE LIGHTING FOR THE SAFE PASSAGE OF PEOPLE TO AND FROM THE BUILDING AND ENHANCE THE SECURITY OF THE BUILDING IN ACCORDANCE WITH THE LANDSCAPE DESIGNERS ASPIRATIONS. THE INSTALLATION SHALL COMPRISE LED LUMINAIRES, ASSOCIATED CIRCUITS, CONTAINMENT AND CONTROL DEVICES TO ILLUMINATE THE FOLLOWING EXTERNAL AREAS

- MAIN BUILDING ENVELOPE,
- MAIN BUILDING ENTRANCE - AVERAGE 100 LUX,
- ROOF TERRACE & AMENITY AREAS - AVERAGE 30 LUX,
- UNDERGROUND CAR PARKING AREAS - AVERAGE 30 LUX,
- COURTYARD SPACE,
- MAIN ENTRANCE DOOR,
- SECONDARY ACCESS DOORS AND ALL FIRE EXITS

CODE FOR SUSTAINABLE HOME CREDIT EN6 EXTERNAL LIGHTING IS TO BE SOUGHT INCLUDING COMPLIANCE WITH CIBSE LIGHTING GUIDE 6 - "THE OUTDOOR ENVIRONMENT"

ALL EXTERNAL LIGHTING (EXCEPT FOR SAFETY AND SECURITY LIGHTING) CAN BE AUTOMATICALLY SWITCHED OFF BETWEEN 2300 HRS AND 0700 HRS. THIS IS ACHIEVED VIA TIMER FOR ALL EXTERNAL LIGHTING SET TO THE APPROPRIATE HOURS. ADJUSTABLE TIMESWITCH AND DAYLIGHT SENSOR - SCENE SETTING PLATE AND 365/24/7 TIMER AD PHOTOCCELL. PIR CONTROLS SHALL BE AFFORDED TO THE CAR PARK LIGHTING

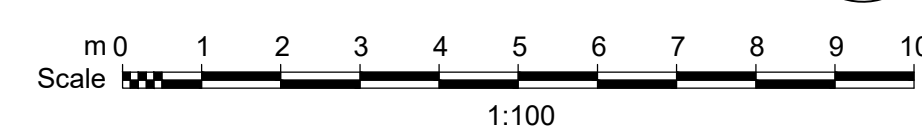
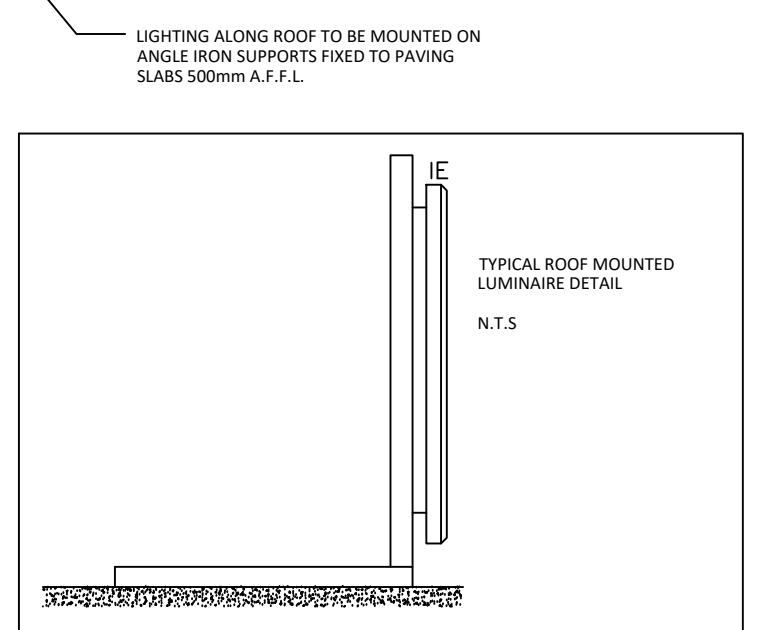
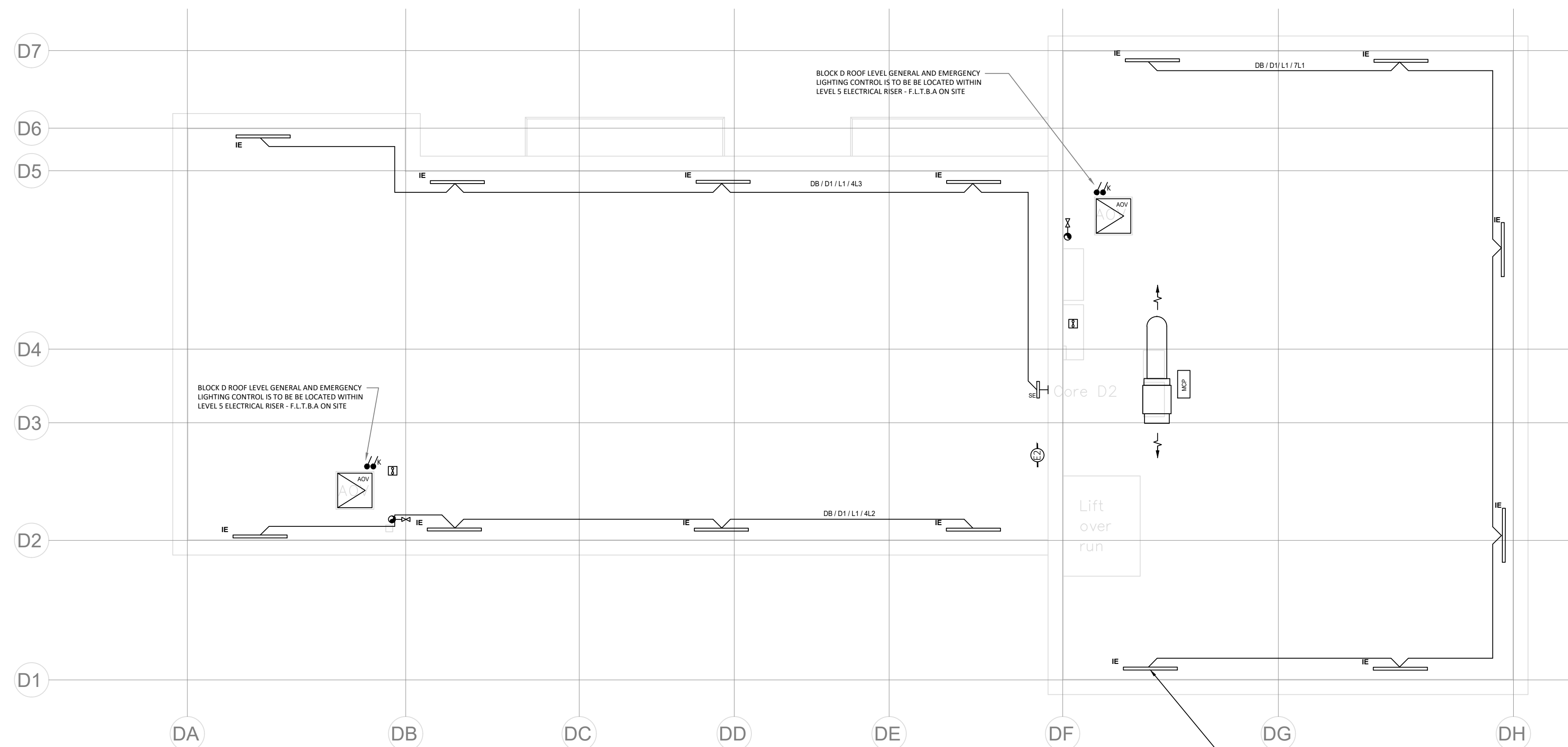
ALL EXTERNAL LUMINAIRES SHALL HAVE A LUMINOUS EFFICACY OF AT LEAST 50 LAMP LUMENS/CIRCUIT WATT WHEN THE LAMP HAS A COLOUR RENDERING INDEX (Ra) GREATER THAN OR EQUAL TO 60 OR MIN 60 LAMP LUMENS/CIRCUIT WATT WHEN LAMP HAS A COLOUR RENDERING INDEX (Ra) LESS THAN 60.

ALL EXTERNAL LIGHT FITTINGS FOR SIGNS AND UPLIGHTING ARE TO HAVE A LUMINOUS EFFICACY OF AT LEAST 60 LAMP LUMENS/CIRCUIT WATT WHEN THE LAMP WATTAGE IS GREATER THAN OR EQUAL TO 25W OR MIN 50 LAMP LUMENS/CIRCUIT WATT WHEN THE LAMP WATTAGE IS LESS THAN 25W.

THE ELECTRICAL CONTRACTOR IS TO INSURE THAT ALL CONTROLS ARE LINKED TO THE BUILDINGS CENTRAL BMS SYSTEM. IT IS THE INTENTION FOR THE EXTERNAL LIGHTING TO BE FULLY AUTOMATED, HOWEVER OVERRIDE CONTROL SHALL BE PROVIDED ON THE BMS SYSTEM. ALLOWING PROGRAMMED OPERATING TIMES OF GROUP LUMINAIRES.

ALL LIGHTING SHALL BE PROVIDED IN ACCORDANCE WITH THE ARCHITECTS DETAILS AND FINISHES AND SHALL BE INSTALLED SO TO ALLOW FUTURE ACCESS TO ALL POWER SUPPLIES AND LAMPS FOR FUTURE MAINTENANCE.

THE CONTRACTOR SHALL ENSURE THAT ALL EXTERNAL LIGHTING, CONTAINMENT, SWITCHGEAR, LUMINAIRES, CABLING AND ACCESSORIES ARE INCLUDED FOR WITHIN THEIR TENDER QUOTATION.



B	FEB.21	TENDER ISSUE	CS	LW
A	DEC.20	ISSUED FOR REVIEW	CS	LW
REV	DATE	DESCRIPTION	DR	CK

# Caldwell

ARCHITECT  
RYDER ARCHITECTS

Job  
MOUNT PLEASANT  
PHASE 2  
4203

DRAWING  
ELECTRICAL SERVICES INSTALLATION  
BLOCK D - LEVEL 06  
ROOF LEVEL EXTERNAL LIGHTING

DRAWING NO./REVISION  
MPP2 - CAL - ZZ - 06 - M2 - E - 117 - B

SCALE/PRINTED AT	DATE	DRAWN	CHECKED
1:100@A1	NOV'20	CS	LW