

1 Block C Roof Level

1 : 100

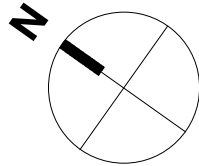
The use of this data by the recipient acts as an agreement of the following statements. Do not use this data if you do not agree with any of the following statements:-

Ryder Architecture has co-ordinated relevant information received from third parties, but are not responsible for the content of the information received from others.

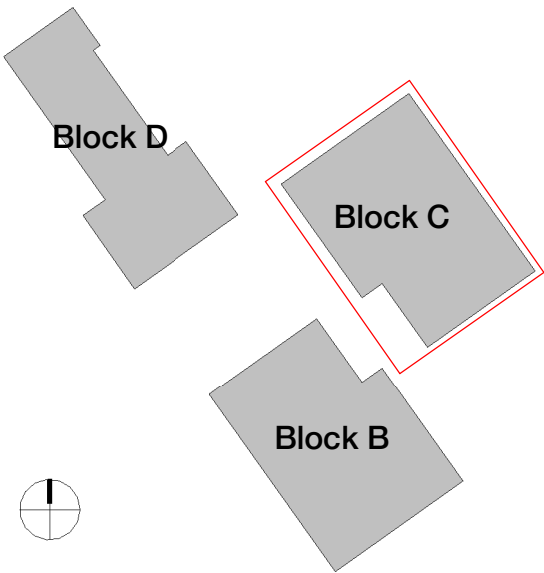
The controlled version of this drawing should be viewed in DWF or PDF format not DWG or other formats. All prints of this drawing must be made in full colour.

Where this drawing has been based upon Ordnance Survey data, it has been reproduced under the terms of Ryder Licence No. 100000144. Reproduction of this drawing in whole or in part is prohibited without the prior permission of Ordnance Survey.

Do not scale the drawing. Use figured dimensions in all cases. Check all dimensions on site. Report any discrepancies in writing to Ryder before proceeding.



KEY PLAN



NOTES

- For wall internal wall types refer to Ryder 22 series.
- For typical kitchen mounting height setting outs, unit setting out & specification refer to specialist kitchen suppliers.
- For typical bathroom setting out refer to Ryder 74 series.
- For full details of all electrical & communication installations refer to MEP Engineer's specification and drawings.
- All fittings in party walls and external walls to be acoustically insulated/fire stopped using putty pads / plasterboard boxing's behind sockets. Multiple penetrations to utilise sacrificial lining arrangement within wall build-up. Refer to Acoustic report and details.
- Adaptable rooms to be provided with capped-off services as required to allow for the future installation of accessible shower. Exact specification & location by MEP sub-contractor.

P5	Roof type updated	AGA	AGA	06/08/21
P4	External plant reduced	AMI	AGA	30/04/21
P3	Roof types and outlets added	MMO	AGA	14/04/21
P2	Title sheet updated	AMI	AGA	29/01/21
P1	First Issue	AMI	AGA	13/11/20

Rev	Description	Drawn	Checked	Date
-----	-------------	-------	---------	------

Suitability






For Tender

Project

McAleer & Rushe
Mount Pleasant Phase 2 - Phoenix Place
London

Drawing

GA Plan Block C Roof Level

Roof Type Legend	
	Type 01 - Penthouse Terrace
	Type 02 - Communal Terrace
	Type 03 - Barren Gravel
	Type 04 - Biodiverse Green Roof
	Type 06 - Podium Roof
For typical roof build ups refer to drawing: <i>MPP2-RYD-ZZ-XX-DR-A-3550-Typical Roof Detail Build Ups</i>	

Drawing Number						
Project ID	Originator	Zone	Level	Type	Role	Number
MPP2	- RYD	- BC	- RF	- DR	- A	- 3041
Project Number	Scale at A2		Status	Revision		
10407-00	As indicated		D2	P5		

info@ryderarchitecture.com
www.ryderarchitecture.com

Ryder