







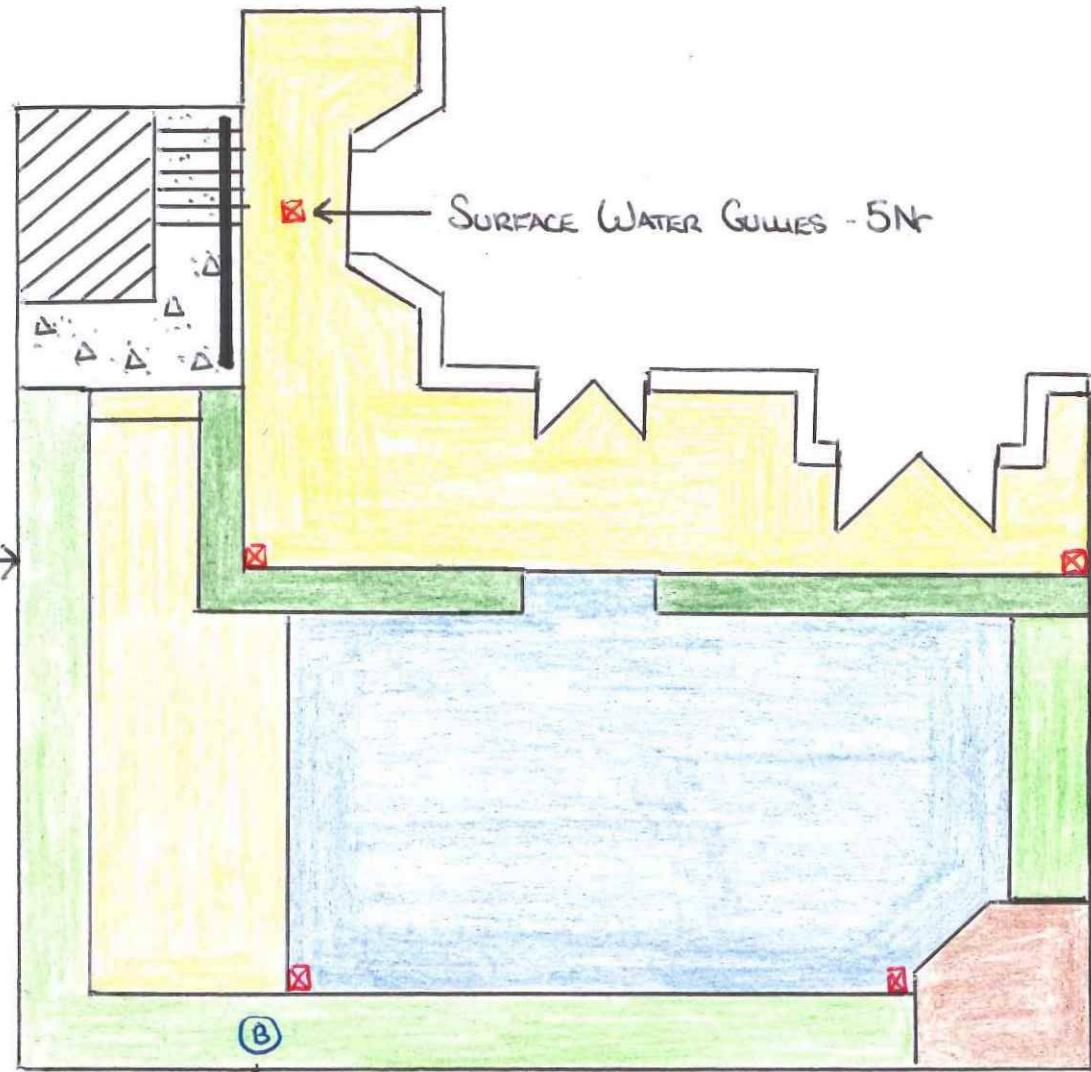


# PROPOSED GARDEN PLAN - 25H

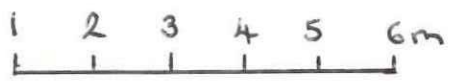
-  CONCRETE BASE
-  STORAGE SHED
-  NATURAL STONE  
LONDON COKE
-  NATURAL STONE  
LONDON FLORENCE WHITE
-  AT GRADE HEDGE PLANTING
-  RAISED PLANTING BEDS  
450 HIGH - STONE CLAD
-  SUMMER HOUSE
-  SAFETY BALUSTRADING



ROTTING EXISTING FENCE TO BOUNDRY TO BE REPLACED WITH ECOMPOSITE FENCING TO THE SAME HEIGHT AS EXISTING.

SURFACE WATER GULLIES - 5m

EXISTING TREE STUMP TO BE RETAINED TO ENSURE INTEGRITY OF EXISTING BOUNDRY WALL REMAINS



GARDEN FLAT 25H  
EAST HEATH ROAD  
HAMPSTEAD  
NW3 1EB

JULY 2021 | SCALE 1:100