


**Tree protection plan**  
Location of trees, categorisation & protection/management proposals

16 Millfield Lane, London. N6 6JD












Barrell Plan Ref: 21090-1



Permission is granted to scale from this drawing for Local Authority Planning Approval purposes relating to tree protection measures only. Where applicable this drawing is to be read in conjunction with the arboricultural report. This drawing is the copyright of Barrell Tree Consultancy 2021. ©

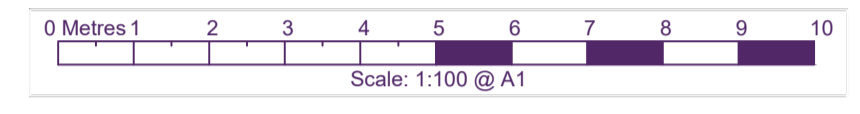
This drawing to be reproduced in colour only.  
www.barrelltreecare.co.uk

Attention LPA Tree Officer - if you would like a 'to scale' printed version of this plan please contact us on 01425 651470 or email 'enquiries@barrelltreecare.co.uk'

-  BS category B Trees of moderate quality
-  BS category C Trees of low quality
-  BS category U Trees unsuitable for retention
-  Tree to be removed
-  Proposed new boundary wall
-  Estimated tree positions not included on original land survey and/or adjusted crown spreads
-  Protective barrier/fencing
-  Construction exclusion zone (CEZ)
-  Proposed location of new extra heavy standard Mountain ash and field maple.
-  Root protection area (RPA) boundaries for category B trees
-  Root protection area (RPA) boundaries for category C trees



Drawing References:  
Topo = (May-10-2021) 21014



Tree No	Species	Category	RPA Radius	Tree Works
All retained trees				Carry out safety check and lift over site to 3-4 m as necessary.
T1	Poplar	U	7.2	Fell for management
T2	Poplar	C	6.0	Fell for management
T3	Eucalyptus	C	2.4	Fell for management
T4	Cypress	C	1.8	Fell for management
T5	Yew	C	1.2	Fell for management
T6	Poplar	U	6.0	Fell for management
T7	Eucalyptus	C	3.6	Fell for management
T8	Poplar	U	7.8	Fell for management
T9	Holly	C	1.2	Fell for management
T10	Magnolia	C	1.8	-
T11	Hazel	C	2.4	-
T12	Pittosporum	C	1.8	-
T13	Mimosa	C	1.2	-
T14	Mimosa	C	1.2	-
T15	Holly	C	1.8	-
T16	Cypress	C	1.8	-
G17	Birch x 3	B	2.4	-

**SGN 1 Monitoring tree protection**

- Always:**
- ✓ have a pre-commencement meeting with the tree consultant before development starts
  - ✓ use the tree consultant to regularly check that protection remains fit for purpose
  - ✓ use the tree consultant to supervise work in RPAs
  - ✓ keep a written record of supervision



**SGN 2 Fencing protected trees**

- Always:**
- ✓ install protection before development starts
  - ✓ make sure protection is fit for purpose, i.e. it prevents damage to trees and soil
  - ✓ keep protection in place until there is no risk to trees
  - ✓ get written permission to move or remove any protection



**How to use plan**

More detailed guidance on each Site Guidance Note (SGN) can be found in a printed hard copy compilation of all the SGNs, **Manual for Managing Trees On Development Sites version 2.1**, issued to the Site Manager at the pre-commencement site meeting (**Note:** This should be retained on site throughout the duration of works). Additionally, an electronic pdf compilation of all the SGNs, was submitted with this drawing to the local planning authority and the client. Alternatively, a pdf of each SGN can be downloaded by:

1. clicking the image links in the electronic pdf version of this plan;
2. holding a mobile phone QR (Quick Response) code reader over the QR code in the paper version of this plan; or,
3. visiting our website at <https://www.barrelltreecare.co.uk/resources/technical-guidance>