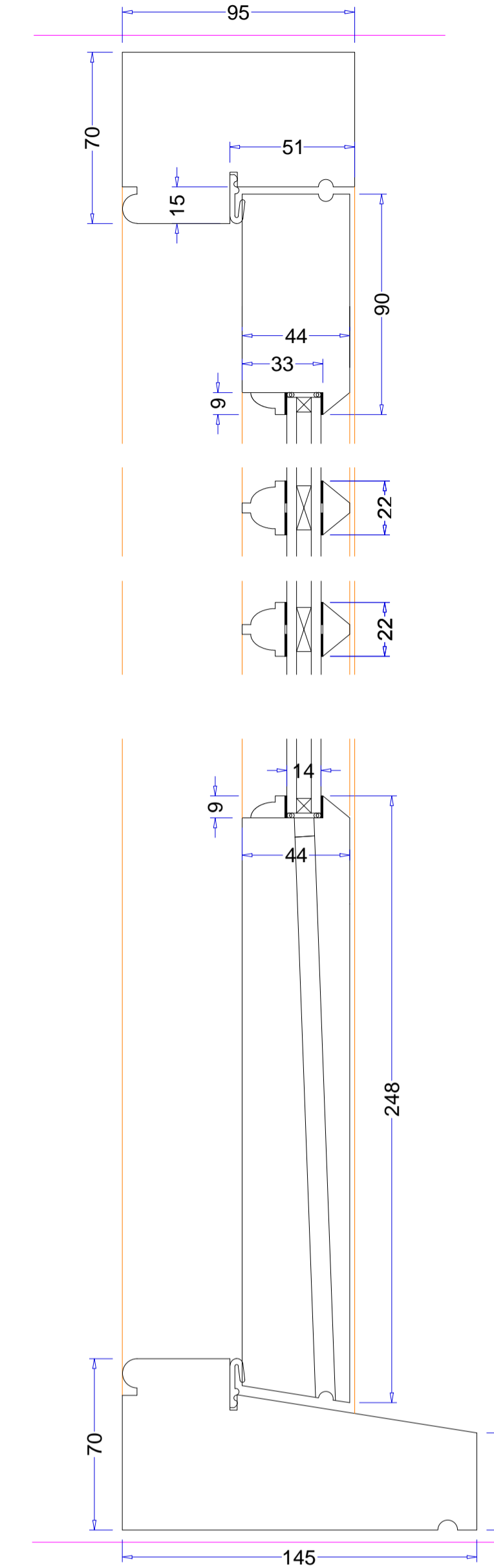
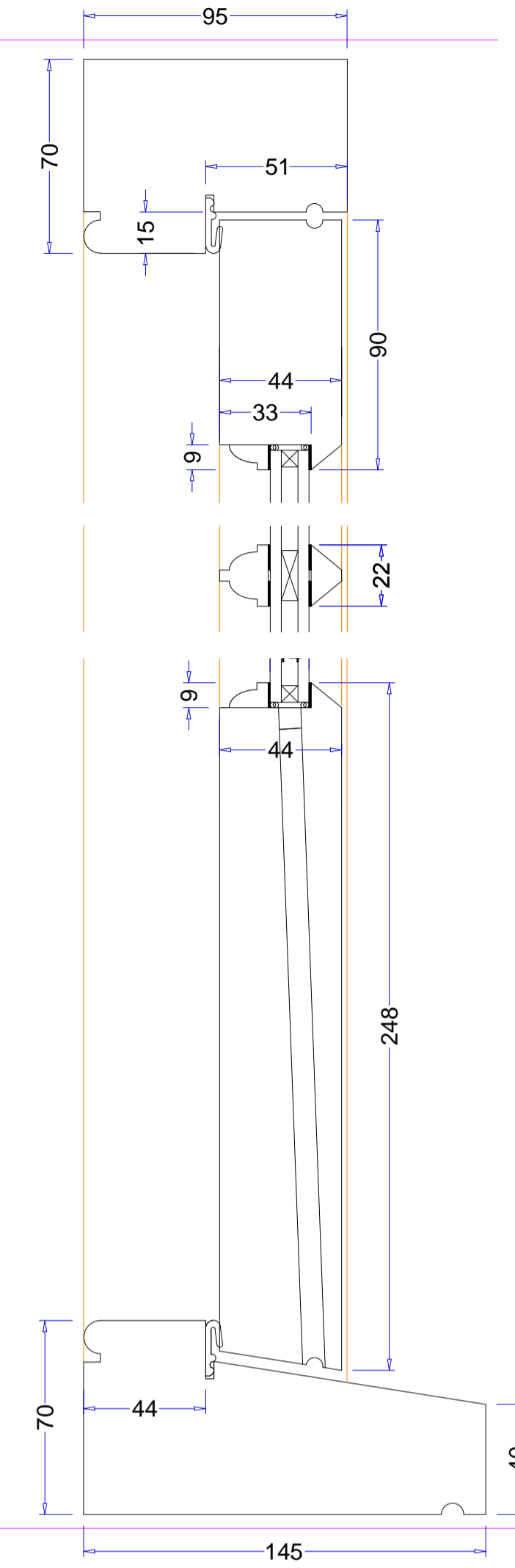
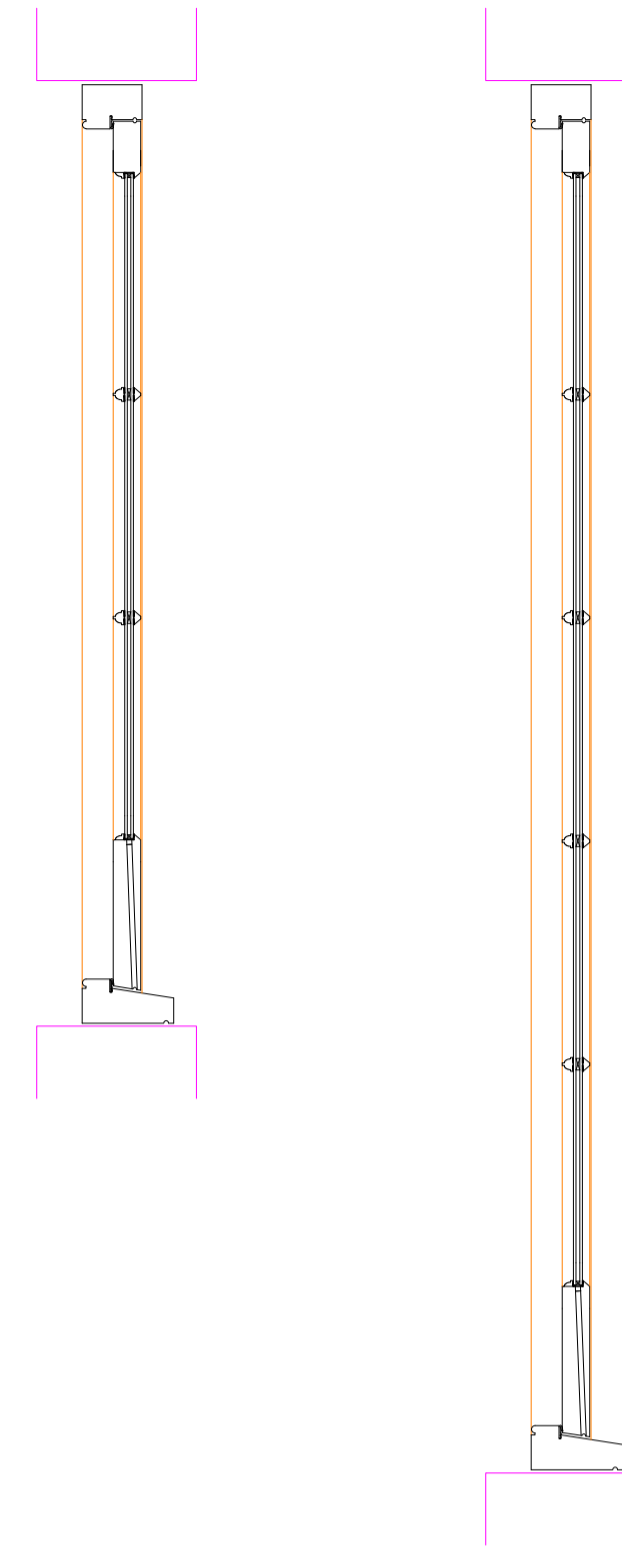
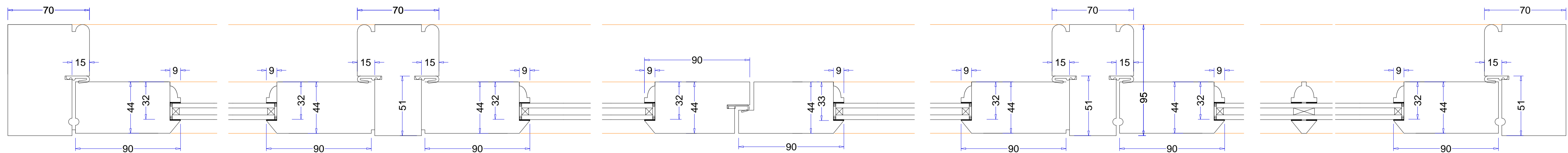


**01 ELEVATION**  
Scale: 1:10 @A1



**03 HEIGHT SECTION DETAILS**  
Scale: 1:2 @A1



**02 PLAN SECTION DETAILS**  
Scale: 1:2 @A1

IRONMONGERY DRAWN AS INDICATIVE ONLY

- TO SUPPLY BI-FOLDING DOOR
- ALL TO BE MANUFACTURED OUT OF HARDWOOD.
- DOUBLE GLAZED WITH 4MM OPTIWHITE (OUTER PANE) / 6MM KRYPTON FILL / 4MM PILKINGTON K GLASS™ S TOUGHENED
- SPACER BAR COLOURS = WHITE / BLACK / MID GREY
- STICK ON GLAZING BARS.
- COMPLETE WITH "CENTOR E3" TRACK AND FITTINGS (SUPPLIED & FITTED)
- ALL OTHER IRONMONGERY SUPPLIED AND FITTED ON SITE BY OTHERS.
- FACTORY PRIMED WHITE OR GREY (FOR DARK FINISHED COLOUR) TBC

- TO SUPPLY CASEMENT WINDOW.
- ALL TO BE MANUFACTURED OUT OF HARDWOOD.
- DOUBLE GLAZED WITH 4MM FLOAT / 16MM ARGON / 4MM SOFTCOAT LOWE - SPACER BAR COLOURS = WHITE / BLACK / SILVER
- TOUGHENED
- STICK ON GLAZING BARS.
- TO FIT "FREE ISSUE" HINGES - ALL OTHER IRONMONGERY SUPPLIED AND FITTED ON SITE BY OTHERS.
- PRIMED ONLY WHITE OR GREY (FOR DARK FINISHED COLOUR) TBC

DATE	REVISION NOTES
10.03.21	REV 01:

**NOTES ON DRAWINGS**

- ALL DRAWINGS ARE FROM AN EXTERNAL POINT OF VIEW UNLESS OTHERWISE STATED
- THIS DRAWING IS SOLELY PREPARED FOR THE USE OF K&D JOINERY IN PREPARATION OF THEIR WORK AND MUST NOT BE USED FOR ANY OTHER PURPOSE
- DOUBLE DOORS AND CASEMENTS WITHOUT A VERTICAL TRANSOM WILL ALLOW A TINY AMOUNT OF LIGHT LEAKAGE AT THE TOP AND BOTTOM OF THE DOORS & SASHES
- CHECK THERE IS SUFFICIENT ACCESS THROUGH AROUND THE BUILDING SUITABLE FOR THE SIZE OF JOINERY INDICATED ON THIS DRAWING.

**NOTES ON SIZES**

- WE CANNOT GUARANTEE THE STABILITY OF ANY DOOR OVER 2000mm
- WOOD IS A NATURAL PRODUCT THAT RESPONDS TO TEMPERATURE AND HUMIDITY VARIATIONS BY EXPANDING AND CONTRACTING. MOVEMENT SHOULD BE EXPECTED DURING THE DIFFERENT SEASONS THROUGHOUT THE YEAR. K&D JOINERY CANNOT BE HELD RESPONSIBLE FOR NATURAL MOVEMENT IN TIMBER AND ANY FUTURE ADJUSTMENTS FOLLOWING DELIVERY/INSTALLATION OF PRODUCTS WILL BE CHARGED FOR IF YOU REQUIRE A COMPLETELY STABLE PRODUCT WITH NO MOVEMENT WE HIGHLY SUGGEST USING ACCOYA TIMBER

**NOTES ON FINISHING**

- K&D JOINERY DO NOT RECOMMEND FINISHING EXTERNAL JOINERY IN BLACK OR A SIMILAR DARK COLOUR AND CANNOT OFFER ANY GUARANTEES DUE TO THE TIMBER BECOMING MORE SUSCEPTIBLE TO MOVEMENT, TWISTING, WARPING, CRACKING DUE TO THE DARKER COLOUR ABSORBING MORE HEAT
- ALL JOINERY WILL BE PRIMED WHITE UNLESS OTHERWISE SPECIFIED
- COLOUR VARIATION CAN BE EXPECTED WHEN USING CLEAR STAINED FINISHES, ESPECIALLY WHEN THE JOINERY IS MADE OUT OF BORO AND OAK
- ALL CLEAR FINISHED EXTERIOR JOINERY SHOULD BE TREATED ON A YEARLY BASIS, FOLLOWING PROFESSIONAL GUIDELINES
- ANY INTERNAL MOULDINGS ARCHTRAVES OR WINDOW BOARDS ARE PRIMED ONLY

**NOTES ON VENTILATION**

- PLEASE NOTE, TRickle VENTS WILL NOT BE FITTED TO JOINERY UNLESS SPECIFIED BY THE CLIENT. WE CANNOT DETERMINE THE VENTILATION REQUIREMENTS

**NOTES FOR WORKSHOP**

- END GRAIN SEALER TO BE USED ON ALL EXPOSED END GRAIN, INCLUDING THE ENDS OF BEADING.

**NOTES ON MOISTURE CONTENT**

- THE MOISTURE CONTENT OF THE TIMBER TO BE USED WILL BE 16% ± 3 (EXTERNAL)
- THE MOISTURE CONTENT OF THE TIMBER TO BE USED WILL BE 10% ± 2 (INTERNAL)

**NOTES FOR SITE CARE AFTER DELIVERY**

- APPROVAL OF THIS DRAWING CONFIRMS THAT YOU WILL REVIEW AND ADHERE TO THE SITE CARE INFORMATION SHEET ATTACHED WITH THIS DRAWING.

**KEY:**

- = SURVEY SIZES
- = REBATE SIZES
- = JOINERY SIZES
- = DATUM SIZES

READ IN CONJUNCTION WITH THE FOLLOWING DRAWINGS  
XXXX-XXX to XXXX-XXX INCL.  
ANY ARCHITECTS DRAWING  
XXXXXXXXXXXXXXXXXX

ISSUED FOR APPROVAL

**K&D Joinery Ltd**

Joinery House 69 Chequers Lane - Dagenham RM9 6QJ  
Tel: 020 8526 7020 Fax: 020 8526 7031  
Website: www.kandd.org - E-mail: info@kandd.org

CLIENT: M H Costa  
PROJECT: 58A REDDINGTON ROAD  
Post code  
DESCRIPTION: Description  
JOB N6: N/A  
SCALE: SEE DRAWING @ A1  
DWG N6: 20780E  
REV: 01  
DWG BY: ZK  
DATE: 03/05/21