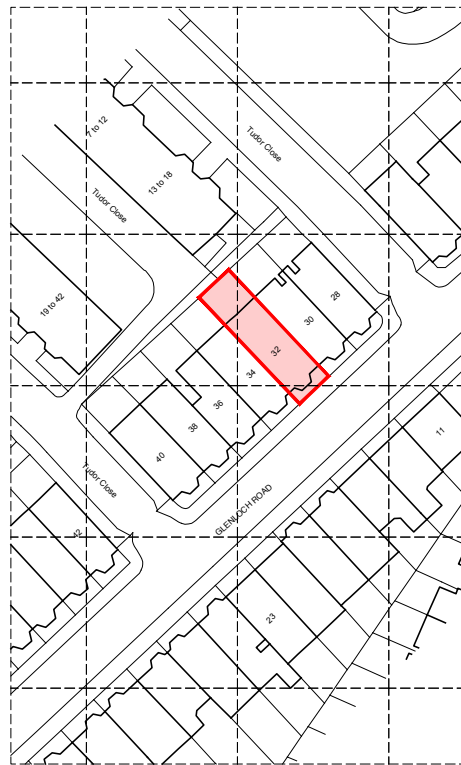
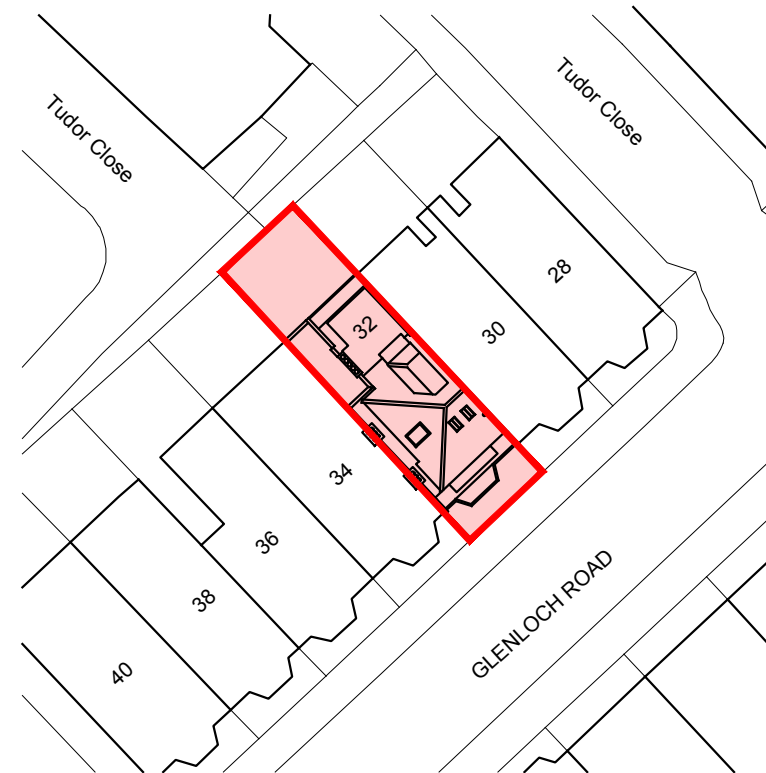



Do not use scaled dimensions from this drawing. All dimensions are to be verified and checked on site by the Main Contractor before the commencement of any shop drawings or work whatsoever, either on his behalf or for sub contractors or suppliers.  
 All discrepancies are to be reported to the architect immediately.  
 This drawing is to be read in conjunction with all related Architects, Engineers' and Specialist drawings and relevant information.  
 This drawing is copyright of MARKTX Limited.

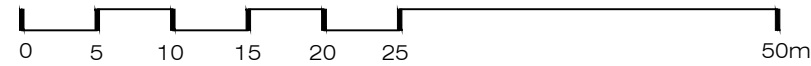
**Revs:**  
 Rev A MM 15/07/21  
 Roof plan added to site block plan.



**1:1250 SITE LOCATION PLAN**



**1:500 SITE BLOCK PLAN**



**EXISTING**

**Client:**  
 Mr Woulfe

**Project:**  
 32 Glenloch Road, London

**Drawing:**  
 Site Location & Block Plan

**Drawn:** SC      **Checked:** MM  
**Date:** Jun 21      **Scale:** varies @ A3

**Drawing No:**  
 2110\_E01\_Rev A

