

KEY PLAN

NOTES

THIS DRAWING MUST NOT BE SCALED.

ALL DIMENSIONS ARE TO BE VERIFIED AND CHECKED ON SITE. ANY DISCREPANCIES THAT ARE, OR BECOME APPARENT SHOULD BE REPORTED TO CHAPMAN TAYLOR.

AREAS INDICATED ARE APPROXIMATE GROSS INTERNAL AREA. THEY RELATE TO THE LIKELY AREAS OF THE BUILDING AT THE CURRENT STAGE OF DESIGN. ANY DECISIONS TO BE MADE ON THE BASIS OF THESE PREDICTIONS, WHETHER AS TO PROJECT VIABILITY, PRE-LETTING, LEASE AGREEMENTS, OR THE LIKE, SHOULD INCLUDE DUE ALLOWANCE FOR THE INCREASES AND DECREASES INHERENT IN THE DESIGN DEVELOPMENT AND BUILDING PROCESS.

© COPYRIGHT CHAPMAN TAYLOR 2021



- AR
- IN
- PS

REV	DATE	BY	DESCRIPTION	CHKD
-----	------	----	-------------	------

CLIENT



PROJECT
WEST END LANE
156 West End Lane
West Hampstead
London NW6 1SD

ARCHITECT



CHAPMAN TAYLOR
GLOBAL ARCHITECTS & INTERIORS

LONDON STUDIO
25 Finsbury Square
London EC2A 4DF
United Kingdom
T: +44 (0)20 7371 1808
E: london@chapmantaylor.com
www.chapmantaylor.com

STRUCTURAL ENGINEER

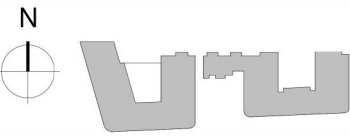


SERVICES ENGINEER



DRAWING TITLE
THIRD FLOOR PLAN

WORK PACKAGE NO.	ISSUE DATE	STATUS	DRAWN BY	CHECKED BY		
C340WEL	JUNE 2021					
PROJECT NUMBER	ROLE / ORGANISATION	TYPE	SERIES	LEVEL	ISSUAL	REVISION
0001	A CTA SKE	98	03	5654		



KEY PLAN

NOTES

THIS DRAWING MUST NOT BE SCALED.

ALL DIMENSIONS ARE TO BE VERIFIED AND CHECKED ON SITE. ANY DISCREPANCIES THAT ARE, OR BECOME APPARENT SHOULD BE REPORTED TO CHAPMAN TAYLOR.

AREAS INDICATED ARE APPROXIMATE GROSS INTERNAL AREA. THEY RELATE TO THE LIKELY AREAS OF THE BUILDING AT THE CURRENT STAGE OF DESIGN. ANY DECISIONS TO BE MADE ON THE BASIS OF THESE PREDICTIONS, WHETHER AS TO PROJECT VIABILITY, PRE-LETTING, LEASE AGREEMENTS, OR THE LIKE, SHOULD INCLUDE DUE ALLOWANCE FOR THE INCREASES AND DECREASES INHERENT IN THE DESIGN DEVELOPMENT AND BUILDING PROCESS.

© COPYRIGHT CHAPMAN TAYLOR 2021



No changes proposed to West Block

- AR
- IN
- PS

REV	DATE	BY	DESCRIPTION	CHKD
-----	------	----	-------------	------

CLIENT



PROJECT

WEST END LANE
156 West End Lane
West Hampstead
London NW6 1SD

ARCHITECT



STRUCTURAL ENGINEER



SERVICES ENGINEER



DRAWING TITLE

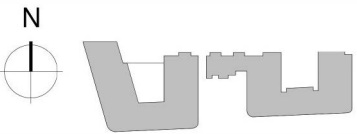
FOURTH FLOOR PLAN

REVISION/LOG NO.	ISSUE DATE	STATUS	DRAWN BY	CHECKED BY
------------------	------------	--------	----------	------------

C340WEL JUNE 2021

PROJECT NUMBER	ISSUE / INFORMATION	TYPE	SERIES	LEVEL	ISSUAL	REVISION
----------------	---------------------	------	--------	-------	--------	----------

0001 A CTA SKE 98 04 5655



KEY PLAN

NOTES

THIS DRAWING MUST NOT BE SCALED.

ALL DIMENSIONS ARE TO BE VERIFIED AND CHECKED ON SITE. ANY DISCREPANCIES THAT ARE, OR BECOME APPARENT SHOULD BE REPORTED TO CHAPMAN TAYLOR.

AREAS INDICATED ARE APPROXIMATE GROSS INTERNAL AREA. THEY RELATE TO THE LIKELY AREAS OF THE BUILDING AT THE CURRENT STAGE OF DESIGN. ANY DECISIONS TO BE MADE ON THE BASIS OF THESE PREDICTIONS, WHETHER AS TO PROJECT VIABILITY, PRE-LETTING, LEASE AGREEMENTS, OR THE LIKE, SHOULD INCLUDE DUE ALLOWANCE FOR THE INCREASES AND DECREASES INHERENT IN THE DESIGN DEVELOPMENT AND BUILDING PROCESS.

© COPYRIGHT CHAPMAN TAYLOR 2021



- AR
- IN
- PS

REV	DATE	BY	DESCRIPTION	CHKD
-----	------	----	-------------	------

CLIENT



PROJECT

WEST END LANE
156 West End Lane
West Hampstead
London NW6 1SD

ARCHITECT



STRUCTURAL ENGINEER



SERVICES ENGINEER



DRAWING TITLE

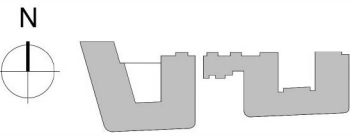
FIFTH FLOOR PLAN

WORK PACKAGE NO.	ISSUE DATE	STATUS	DRAWN BY	CHECKED BY
------------------	------------	--------	----------	------------

C340WEL JUNE 2021

PROJECT NUMBER	PROJ.	DISCIPLINE	TYPE	SERIES	LEVEL	ISSUE	REVISION
----------------	-------	------------	------	--------	-------	-------	----------

0001 A CTA SKE 98 05 5656



KEY PLAN

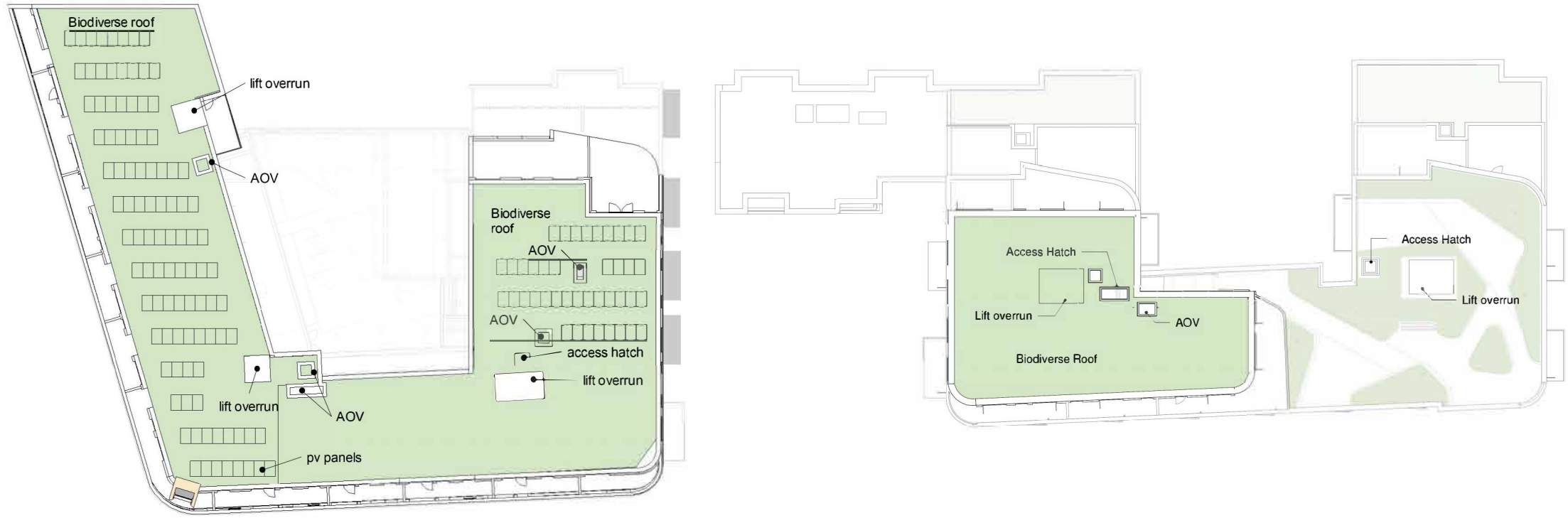
NOTES

THIS DRAWING MUST NOT BE SCALED

ALL DIMENSIONS ARE TO BE VERIFIED AND CHECKED ON SITE. ANY DISCREPANCIES THAT ARE, OR BECOME APPARENT SHOULD BE REPORTED TO CHAPMAN TAYLOR.

AREAS INDICATED ARE APPROXIMATE GROSS INTERNAL AREA. THEY RELATE TO THE LIKELY AREAS OF THE BUILDING AT THE CURRENT STAGE OF DESIGN. ANY DECISIONS TO BE MADE ON THE BASIS OF THESE PREDICTIONS, WHETHER AS TO PROJECT VIABILITY, PRE-LETTING, LEASE AGREEMENTS, OR THE LIKE, SHOULD INCLUDE DUE ALLOWANCE FOR THE INCREASES AND DECREASES INHERENT IN THE DESIGN DEVELOPMENT AND BUILDING PROCESS.

© COPYRIGHT CHAPMAN TAYLOR 2021



No changes proposed to West Block

REV	DATE	BY	DESCRIPTION	CHKD
-----	------	----	-------------	------

CLIENT



PROJECT
WEST END LANE
156 West End Lane
West Hampstead
London NW6 1SD

ARCHITECT



CHAPMAN TAYLOR
Global Architects & Interiors Ltd

LONDON STUDIO
25 Finsbury Square
London EC2A 4DF
United Kingdom
T: +44 (0)20 7371 1808
E: london@champanyaylor.com
www.champanyaylor.com

STRUCTURAL ENGINEER



SERVICES ENGINEER



DRAWING TITLE
ROOF PLAN

WORK PACKAGE NO.	ISSUE DATE	STATUS	DRAWN BY	CHECKED BY
------------------	------------	--------	----------	------------

C340WEL JUNE 2021

PROJECT NUMBER	ISSUE	DESCRIPTION	TYPE	SERIES	LEVEL	DETAIL	REVISION
----------------	-------	-------------	------	--------	-------	--------	----------

0001 A CTA SKE 98 RF 5657 -