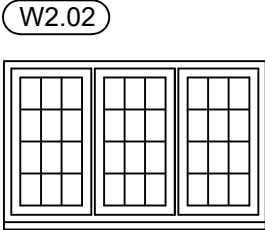


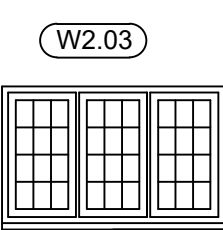
Window W2.01

- 1:50
- Works to Window on 'Like-for-like' basis:
- New Casements with new double glazing
  - New imitation lead lights
  - Fitted into existing frame
  - Ventrolla perimeter draught proofing system
  - New ironmongery to match existing
  - Painted white to match existing



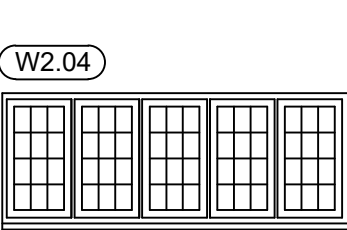
Window W2.02

- 1:50
- Works to Window on 'Like-for-like' basis:
- New Frame
  - New Casements with new double glazing
  - New imitation lead lights
  - Ventrolla perimeter draught proofing system
  - New ironmongery to match existing
  - Painted white to match existing



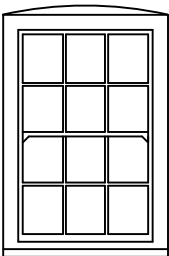
Window W2.03

- 1:50
- Works to Window on 'Like-for-like' basis:
- New Casements with new double glazing
  - New imitation lead lights
  - Fitted into existing frame
  - Ventrolla perimeter draught proofing system
  - New ironmongery to match existing
  - Painted white to match existing



Window W2.03

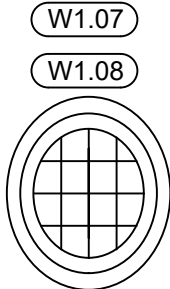
- 1:50
- Works to Window on 'Like-for-like' basis:
- New Casements with new double glazing
  - New imitation lead lights
  - Fitted into existing frame
  - Ventrolla perimeter draught proofing system
  - New ironmongery to match existing
  - Painted white to match existing



W1.05  
W1.06  
W1.09  
W1.10  
W1.11


Window W1.05 & 06 & 09 & 10 & 11

- 1:50
- Works to Window on 'Like-for-like' basis:
- Ventrolla perimeter draught proofing system fitted to existing sashes
  - Fitted into existing box frame
  - New ironmongery to match existing
  - Internal and external decoration match existing
  - New Secondary glazing internally



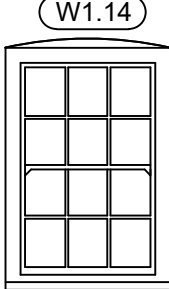
Window W1.07 & 08

- 1:50
- Works to Window on 'Like-for-like' basis:
- Internal and external decoration to match existing




Window W1.12

- 1:50
- Works to Window on 'Like-for-like' basis:
- New vertical sliding sashes with new double glazing
  - Ventrolla perimeter draught proofing system
  - Fitted into existing box frame
  - New ironmongery to match existing
  - New timber external sill to replace rotten sill
  - Internal & external decoration to match existing



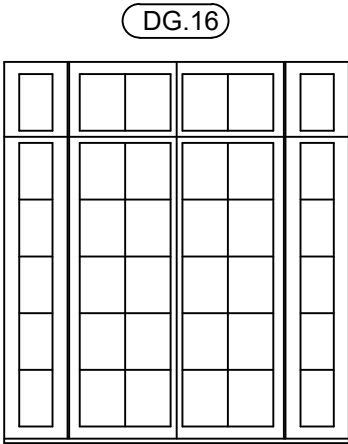
Window W1.14

- 1:50
- Works to Window on 'Like-for-like' basis:
- Ventrolla perimeter draught proofing system
  - Repair and servicing to existing hinges
  - Internal and external decoration to match existing



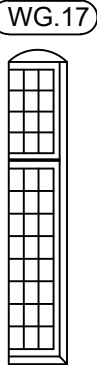
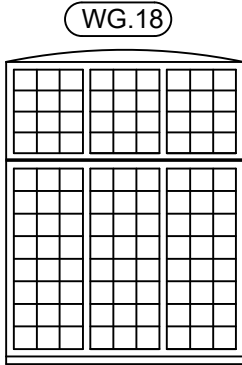
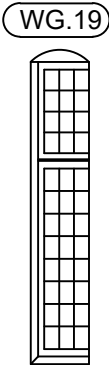
Window W1.15

- 1:50
- Works to Window on 'Like-for-like' basis:
- Ventrolla perimeter draught proofing system fitted to existing sashes
  - Fitted into existing box frame
  - New ironmongery to match existing
  - Painted white to match existing



Door DG.16

- 1:50
- Works to Door & Window on 'Like-for-like' basis:
- New timber doors and side lights to match existing
  - New double glazed panes
  - Window panes to be full height with glazing bars over window panes
  - Fitted into existing opening
  - New ironmongery to match existing
  - Internal and external decoration to match existing



Window WG.17 & 18 & 19

- 1:50
- Works to Window on 'Like-for-like' basis:
- Ventrolla perimeter draught proofing system fitted to existing casements
  - Fitted into existing frame
  - New ironmongery to match existing
  - Internal and external decoration to match existing

1:50 scale bar



## Notes

Bailey Partnership is the trading name of Bailey Partnership (Consultants) LLP, a limited liability partnership registered in England and Wales No.- OC420278.

This drawing is copyright and owned by Bailey Partnership (Consultants) LLP, and is for use on this project and site only unless contractually stated otherwise.

DO NOT SCALE from this drawing (printed or electronic versions). Contractors must check all dimensions from site.

All other design team elements, where indicated, have been imported from the consultant's drawings and reference should be made to the individual consultant's drawings for exact setting out, size and type of component.

Discrepancies and / or ambiguities within this drawing, between it and information given elsewhere, must be reported immediately to the architect for clarification before proceeding.

All works are to be carried out in accordance with the latest British Standards and Codes of Practice unless specifically directed otherwise in the specification.

Responsibility for the reproduction of this drawing in paper form, or if issued in electronic format, lies with the recipient to check that all information has been replicated in full and is correct when compared to the original paper or electronic image. Graphical representations of equipment on this drawing have been co-ordinated, but are approximations only. Please refer to the Specifications and / or details for actual sizes and / or specific contractor construction information.

Ordnance Survey Paper Map Copying License number: 40006119

This original document is issued for the purpose indicated below and contains information of confidential nature. Further copies and circulation will be strictly in accordance with the confidentiality agreement under the contract.

© Bailey Partnership (Consultants) LLP: This document is issued for the party which commissioned it and for specific purposes connected with the captioned project only. It should not be relied upon by any other party or used for any other proprietaries. We accept no responsibility for the consequences of this document being relied upon by any other party, or being used for any other purpose, or containing any error or omission which is due to an error or omission in data supplied to us by others.

## SAFETY, HEALTH AND ENVIRONMENTAL INFORMATION

Refer to the relevant Construction (Design and Management) documentation where applicable.

It is assumed that all works on this drawing will be carried out by a competent contractor, working where appropriate to an approved method statement.

Rev	Description	By / Chk'd / App'd	Date
-	-	-	-
-	-	-	-
-	-	-	-
-	-	-	-



Client

Mr. & Mrs. McCullagh

Project

32415  
14 Gainsborough Gardens  
Hampstead, London, NW3 1BJ

Drawing Title

Window Schedule

Purpose of Issue		Status	
Planning			
Project No.	Scale @ A3	Date	
32415	1:50	24/06/2021	
Revision	Drawn By	Check By	Approved By
002	DT	LC	LC

A3 Drawing Identifier  
Project Origin Zone Level Type Role Class Number  
GGH BPC ZZ ZZ DR B 04 32415022

www.baileypartnership.co.uk