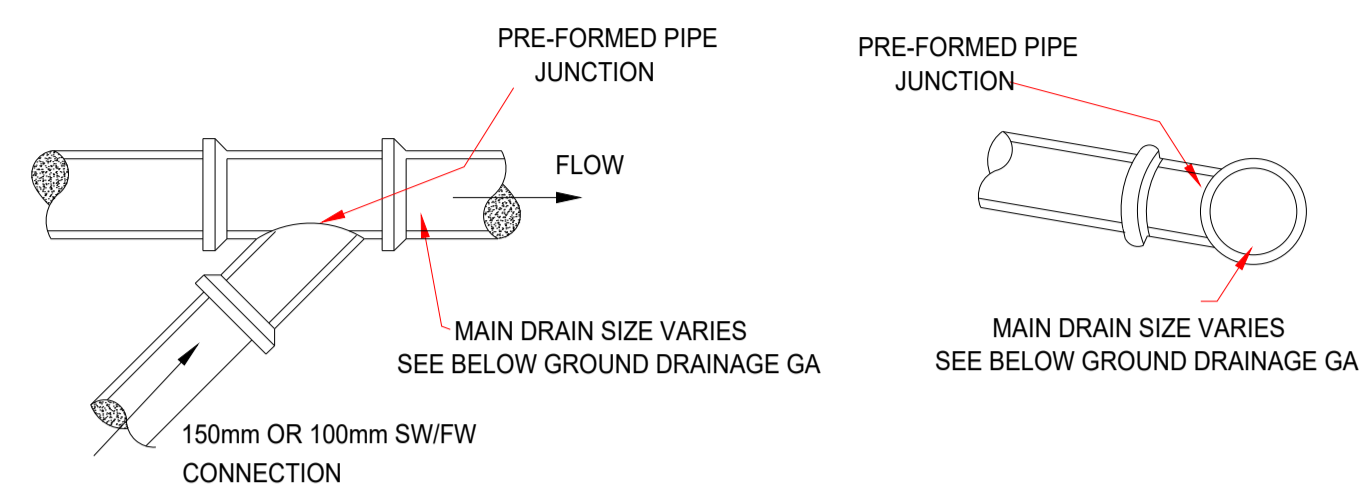
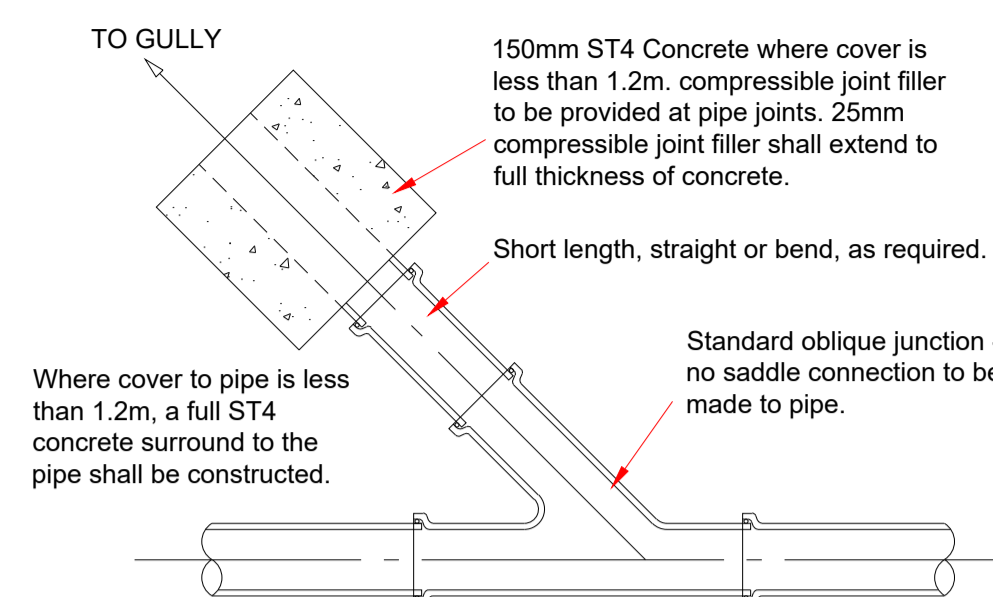


NOTES

- GENERAL:**
1. ALL DIMENSIONS ARE IN MILLIMETRES UNLESS OTHERWISE STATED.
 2. THE CONTRACTOR SHALL BE RESPONSIBLE FOR CONTACTING THE APPROPRIATE STATUTORY UNDERTAKERS, PRIOR TO THE COMMENCEMENT OF THE WORKS, TO ESTABLISH THE EXACT POSITION OF THEIR PLANT, WHICH SHALL BE CONFIRMED BY HAND DUG TRIAL PITS.
 3. ALL WORKS SHALL BE UNDERTAKEN IN ACCORDANCE WITH WATER UK, 'SEWERAGE SECTOR GUIDANCE, APPROVED VERSION 1.0 INCLUDING APPENDIX C 'THE CODE' APPROVED VERSION 2.0, HIGHWAYS ENGLAND SPECIFICATION FOR HIGHWAY WORKS PUBLISHED BY HMSO AND TO THE SATISFACTION OF BUILDING REGULATIONS PART H.
 4. ALL CONCRETE AND CONCRETE PRODUCTS BELOW GROUND LEVEL SHALL BE SULPHATE RESISTING PORTLAND CEMENT CLASS GEN3 IN ACCORDANCE WITH BRE SPECIAL DIGEST 1.
 5. ALL PIPE CONNECTIONS SHALL BE MADE SOFFIT TO SOFFIT.
 6. THE CONTRACTOR SHALL TAKE ALL NECESSARY PRECAUTIONS TO PROTECT THE DRAINAGE WORKS FOR THE DURATION OF THE CONTRACT.
 7. DRAINS TO BE CONSTRUCTED USING FLEXIBLY JOINTED VITRIFIED CLAY PIPES TO BS 651991 'SUPER STRENGTH' SPECIFICATION AND BS EN 295-1:1995 (HEPWORTH SUPERSLEEVE OR SIMILAR APPROVED) OR FLEXIBLY JOINTED CONCRETE PIPES TO BS 5911-1:2002 OR UPVC BUILDING DRAINAGE SYSTEM PIPE WORK TO BS EN 1401:2009, BEDDED AND BACK FILLED IN ACCORDANCE WITH THE MANUFACTURER'S INSTRUCTIONS. ALL TESTED IN ACCORDANCE WITH BS EN 1610:1998.
 8. PRIVATE FOUL WATER AND SURFACE WATER DRAINAGE IS TO BE CONSTRUCTED IN ACCORDANCE WITH THE BUILDING REGULATIONS PART H (BS 8301:1985), BS EN 752:2008 AND RELEVANT AGREEMENT CERTIFICATES. ALL TESTED IN ACCORDANCE WITH BS EN 1610:1998.
 9. ALL MANHOLE COVERS SHALL BE BADGED 'SW' FOR SURFACE WATER AND 'FW' FOR FOUL WATER ACCORDINGLY.
 10. GULLY POTS SHALL BE PROVIDED WITH A HOT DIP GALVANISED STOPPER AND CHAIN WITH A BAYONET TYPE FIXING WITH A 150mmØ OUTLET PIPE.
 11. THE GULLY GRATING AND FRAME SHALL BE SET AT A LEVEL OF +16mm BELOW THE FINISHED GROUND LEVEL.
 12. ALL GULLY CONNECTIONS MUST BE AIR TESTED IN ACCORDANCE WITH CL. 509 OF SHW.
 13. RIGID PIPES ENCASED IN CONCRETE SHALL HAVE A MOVEMENT JOINT CONSISTING OF 13mm COMPRESSIBLE BOARD AROUND THE SPIGOT NEXT TO THE SOCKET, EITHER AT EACH JOINT OR NOT EXCEEDING 5 METRE INTERVALS.
 14. CONCRETE COVER TO ANY OF THE PIPES MAY BE FORMED TO A RADIUS BATTER OR HORIZONTAL SURFACE.
 15. REINFORCED IN-SITU CONCRETE TO CL. 1700 OF SHW, UNREINFORCED IN-SITU CONCRETE TO CL. 2602 OF SHW.
 16. CEMENT MORTAR FOR BRICKWORK AND HAUNCHING TO MANHOLE COVERS AND FRAMES TO BE DESIGNATION (i) TO CL. 2404 OF SHW.
 17. 'TOKSTRIP' SEALANT OR SIMILAR APPROVED TO BE USED IN ALL PRECAST JOINTS.

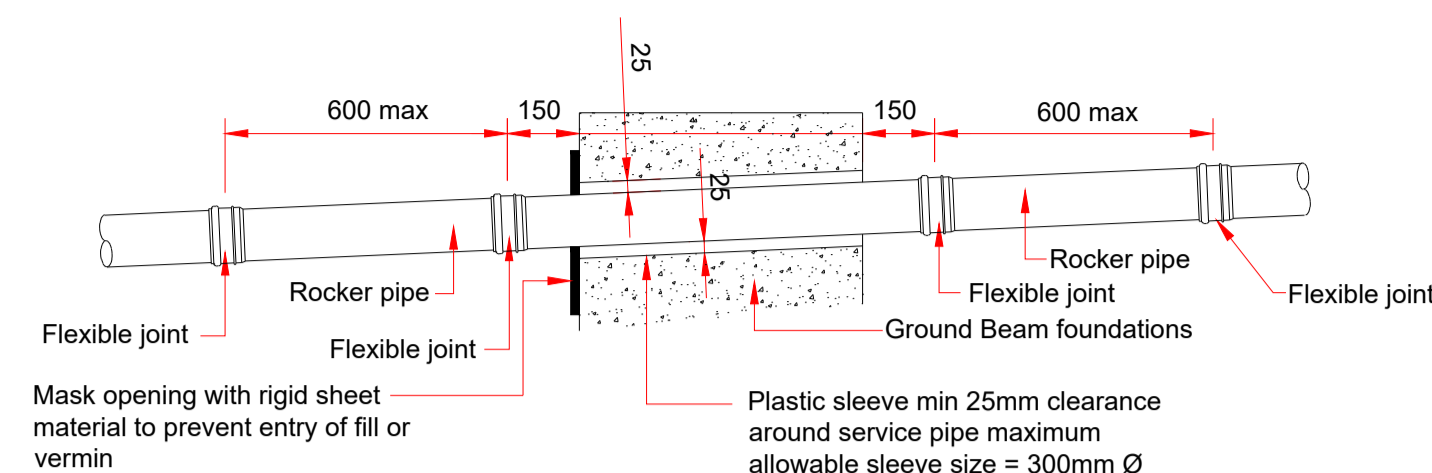


Typical 'Y' Junction Connection



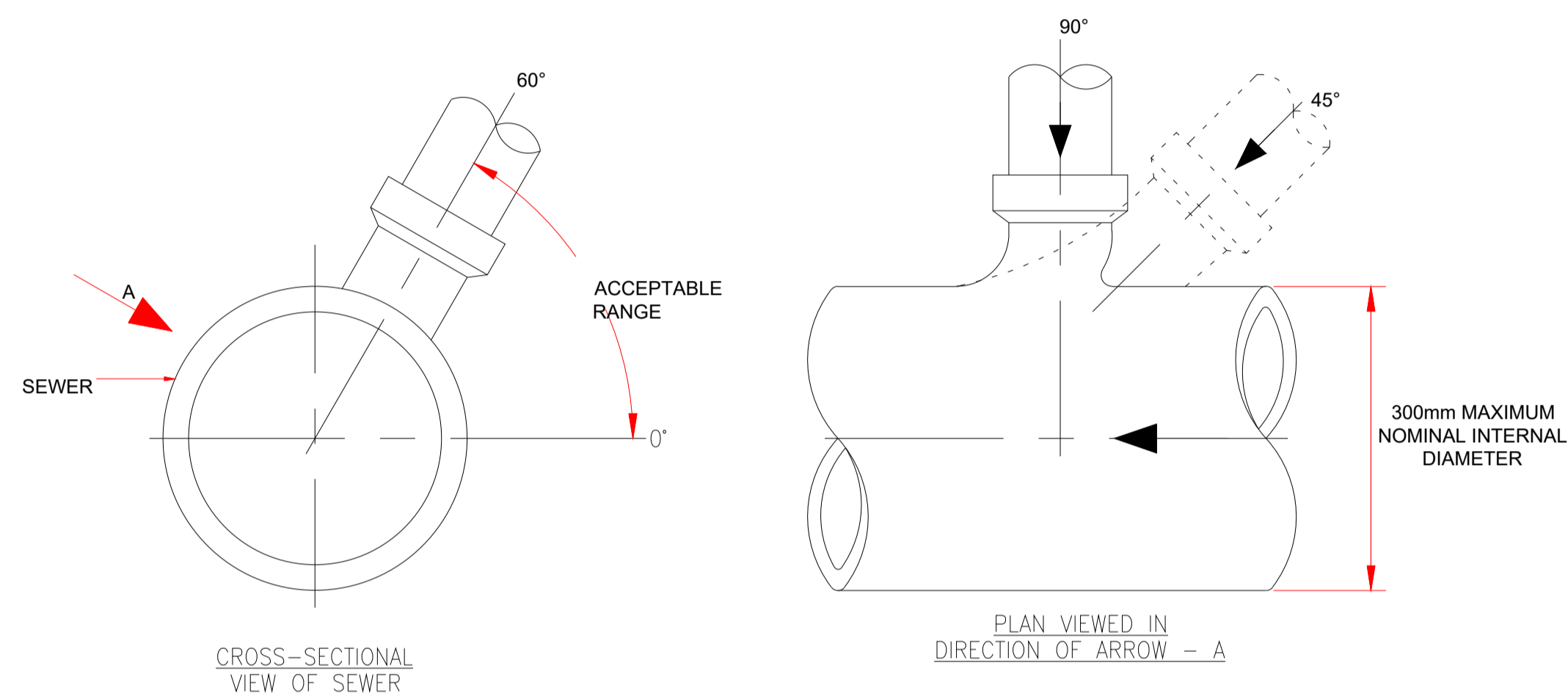
Gully Connection To New Pipe

Scale 1:20

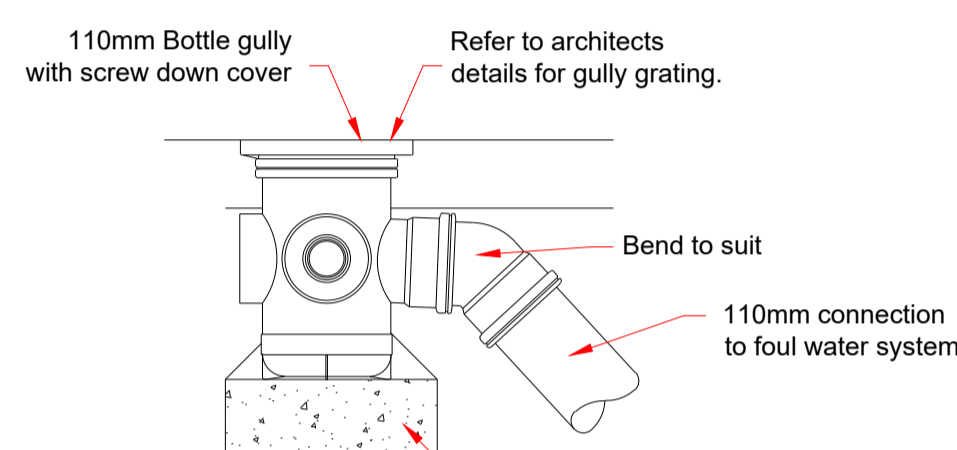


Pipes Passing Through Foundations

Scale 1:20

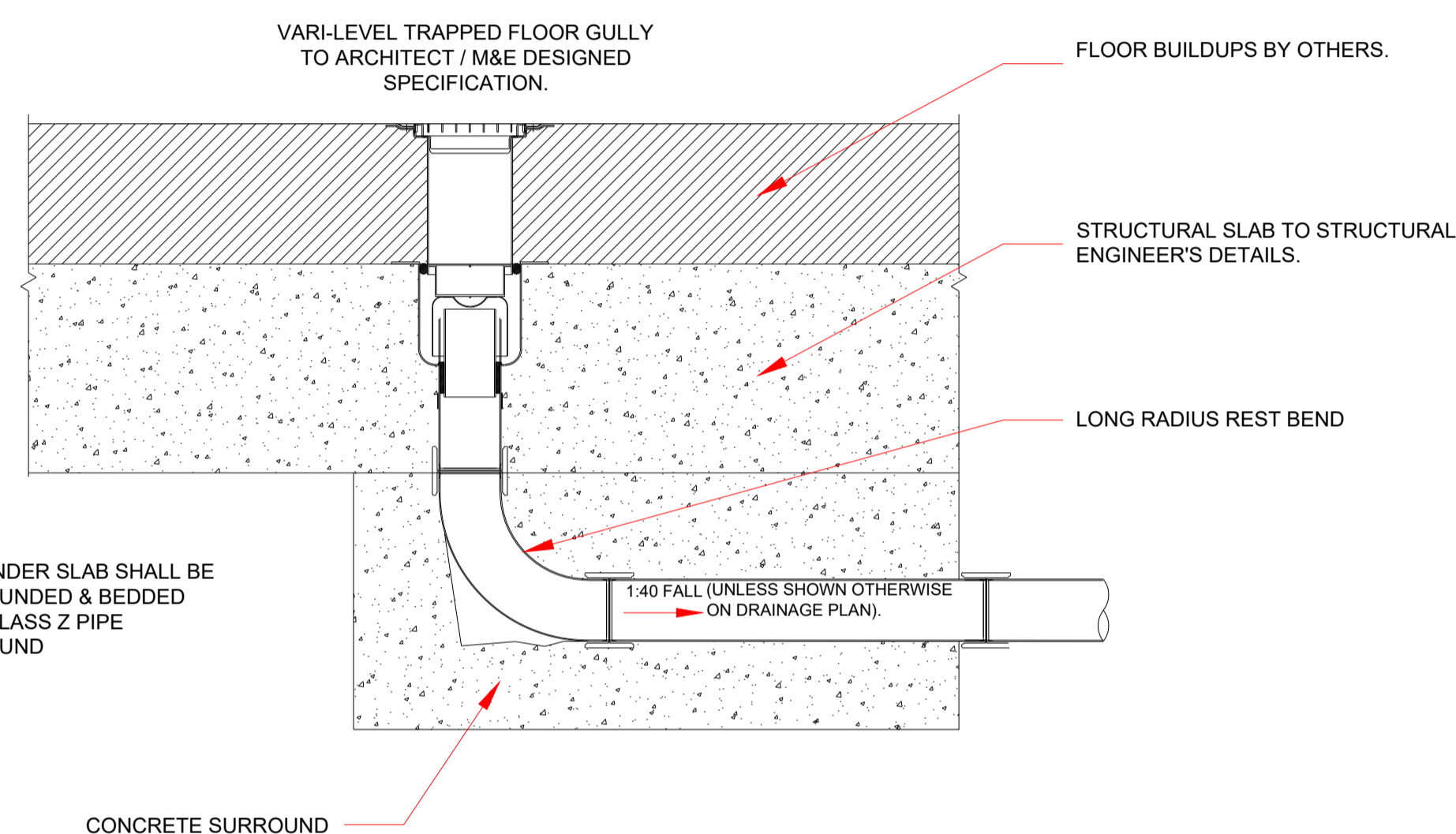


CONNECTIONS TO SEWER



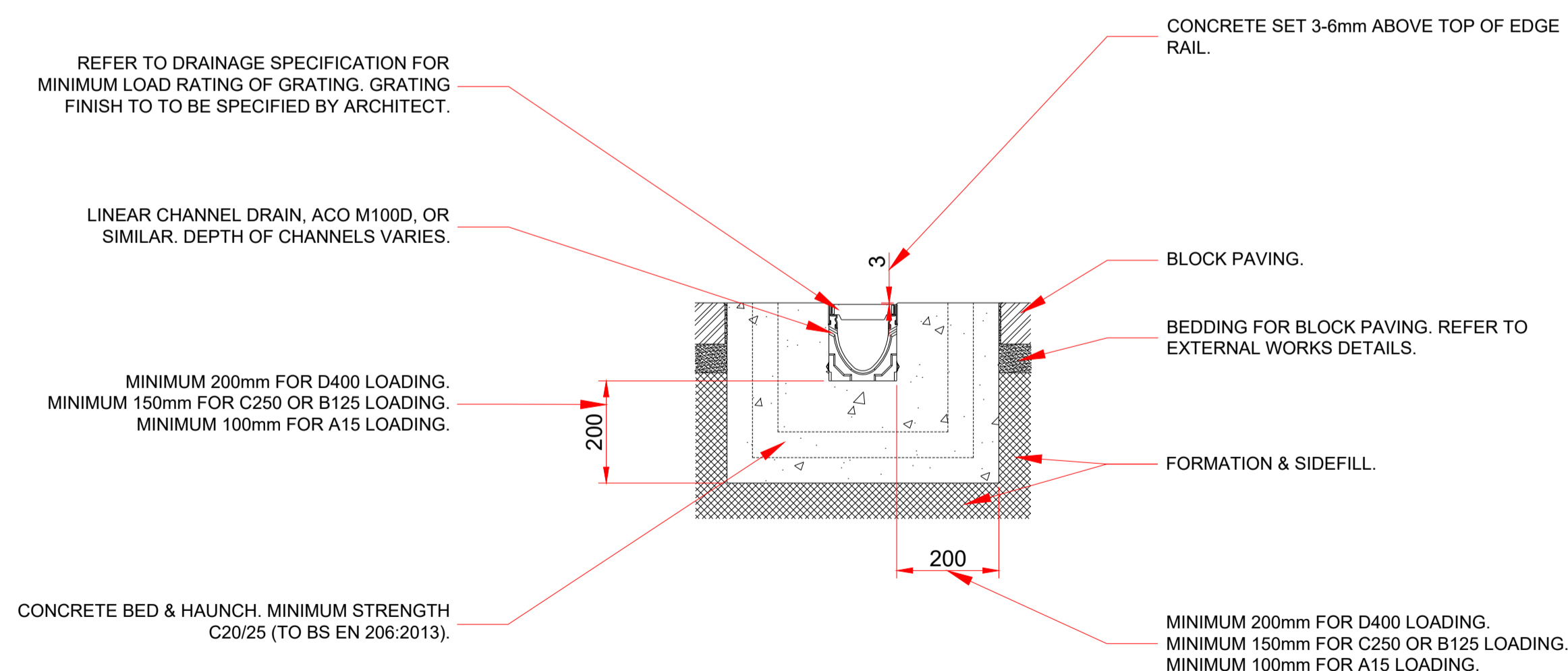
Typical Bottle Gully

Scale 1:20



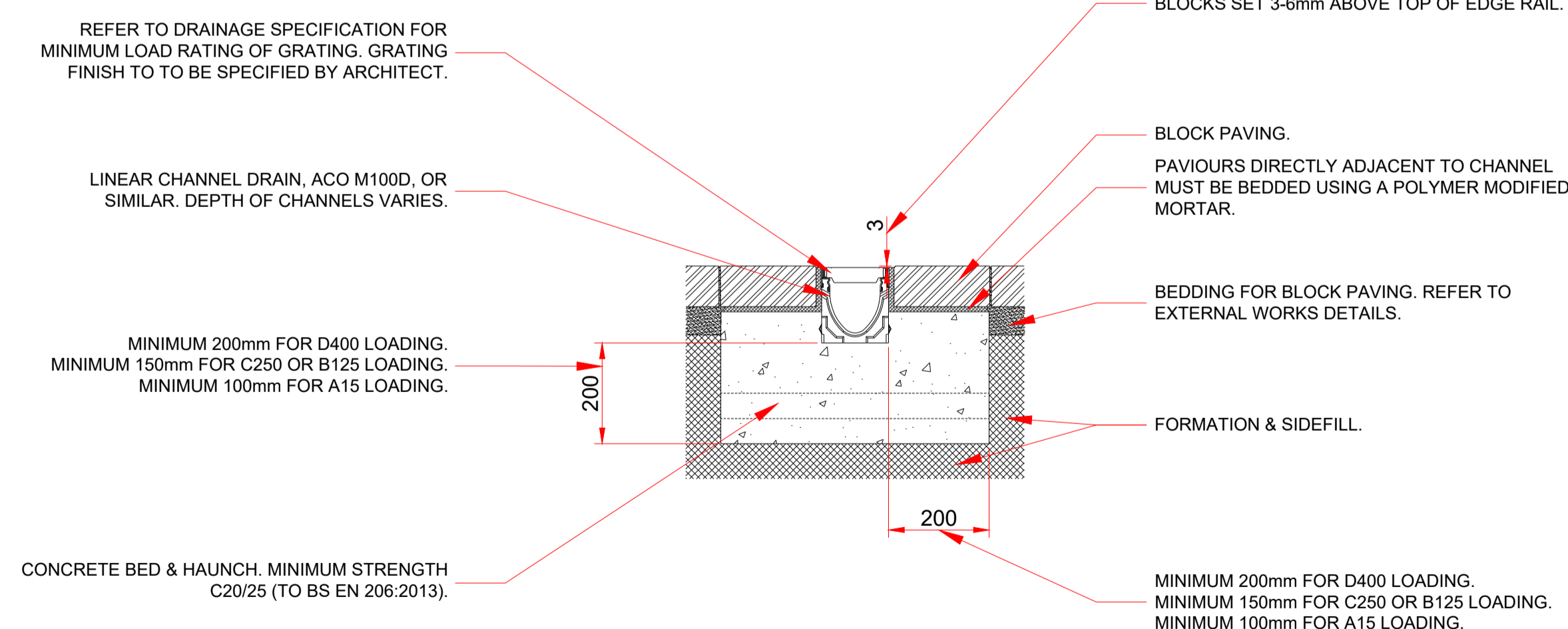
FLOOR GULLY DETAIL (TRAPPED)

Scale 1:10



ACO M100D Linear Channel Drain - Block Paving - Option 1

Scale 1:10



ACO M100D Linear Channel Drain - Block Paving - Option 2

Scale 1:10

NOT FOR CONSTRUCTION

Rev.	Description	Date	By
P1	ISSUED FOR INFORMATION	09.07.21	MB



Job Title: **79 AVENUE ROAD, LONDON**
Client: **FORM STRUCTURAL DESIGN**

**1463-SPW-Z0-ZZ-DR-C-6251
BELOW GROUND DRAINAGE
DETAILS - SHEET 2**

Drawn	Date	Scale	Checked	CAD Filename
MB	09.07.21	1:20 @ A1	SK	C-6251

Job No.	Drawing No.	Revision
1463	C-6251	P1