















Material No.	Function	Material	Colour	Finish	Depth (mm)	Width (mm)	Lengths (mm)	Image	Ref. dwg No.	Technical requirement	Supplier / Product	Notes
P01	Paving	Resin Bonded Surface	Beige / Natural	Hand Scattered Aggregate Finish	-	-	-		L-300 Series	Slip resistant for pedestrian use	DekorGrip/MEON Resin Bond or similar approved	As per Spec. Q23 - 226A
P02	Paving	Concrete Pavers	Beige	Flamed	50	600	200		L-300 Series	Slip resistant for pedestrian use	Marshalls / Modal Paving - Light Grey Granite, smooth	As per Spec. Q25 - 120A
P04	Paving	Pebbles	White	-	50 (Compacted)	-	20-40		L-300 Series	-	CED / White Aegaen Cobbles or similar approved	As per Spec. Q23 - 170 Underpass / Maintenance Path / Building perimeter drainage
K01	Kerb (Flush Kerb)	Granite	Mid-Grey	Blasted	varies	150	Varies, up to 1200		L-300 Series	Slip resistant for pedestrian use	Marshalls or similar approved	As per Spec. Q10 - 120
K02	Kerb (Transition / Drop Kerb)	Granite	Mid-Grey	Blasted	varies	150	Varies, up to 1200		L-300 Series	Slip resistant for pedestrian use	Marshalls or similar approved	As per Spec. Q10 - 120
K03	Kerb (Raised Kerb)	Granite	Mid-Grey	Blasted	varies	150	Varies, up to 1200		L-300 Series	Slip resistant for pedestrian use	Marshalls or similar approved	As per Spec. Q10 - 120
E01	Edging	Aluminium	-	-	varies	6	Varies		L-300 Series	-	Kinley / AluExcel or similar approved	As per Spec. Q10 - 301
E02	Sedum Roof Edging	Aluminium	-	-	varies	6	Varies		L-300 Series	-	Bauder / AL40 or similar approved	As per Spec. Q37 - 420
E03	Paving	Pebbles	White / Grey	-	50 (Compacted)	-	20-40		L-300 Series	-	CED or similar approved	As per Spec. Q23 - 171 Sedum roof
W01	Exposed Visual Concrete (EVC) Walls / Planters	Exposed Visual Concrete with 10mm White aggregates	White	Polished / Sand blasted	Varies, 350	Varies	Varies		L-300 Series	-	Shotcrete/Real time	As per Engineers Concrete Specification and Drawings
S01	Exposed Visual Concrete (EVC) Steps	Exposed Visual Concrete with 10mm White aggregates	White	Polished / Sand blasted	140 / 166	1100	Varies		L-300 Series	Slip resistant for pedestrian use	Shotcrete/Real time	As per Engineers Concrete Specification and Drawings
S02	Steps and Handrail	As per Architects Specification	-	-	-	1100	-		L-300 Series	Slip resistant for pedestrian use	TBC	As per Architects Specification
SF03	Climber Wires	Stainless Steel	-	-	as per drawings	as per drawings	as per drawings			-	Jacob / MME or similar approved	As per Spec. Q31 - 420 and Z11
SF04	Planter	Zintec Steel PPC	to match roof garden window frames	powder coated	as per drawings	as per drawings	as per drawings			-	IOTA or similar approved	As per Spec. Q31-292A and Z11