
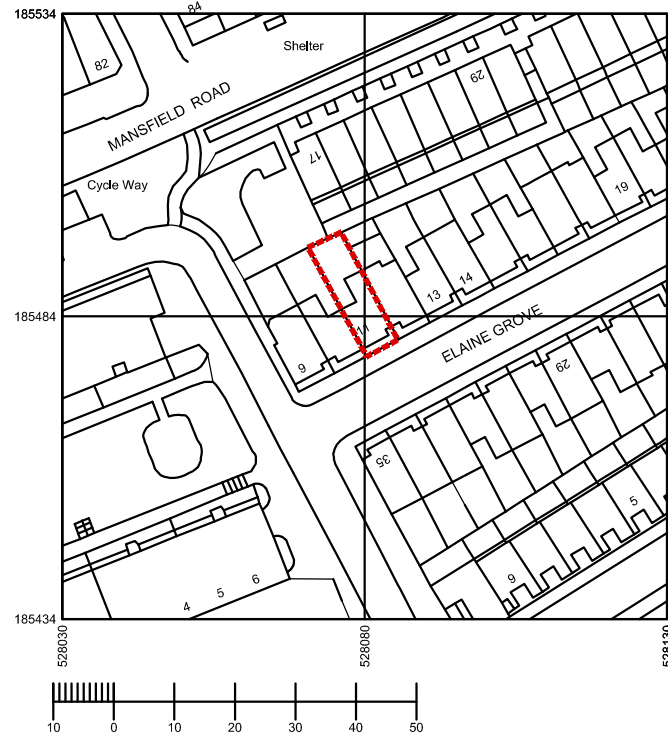


**Site Block Plan
1:500**

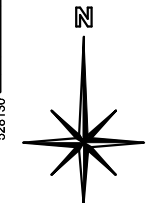


ALL DIMENSIONS TO BE CHECKED ON SITE

NOTES:
 This drawing is the property of True Associates and is issued on the condition that it is not reproduced, disclosed or copied to any unauthorised person without written consent.
 No dimensions are to be scaled from this drawing.
 This drawing is to be read in conjunction with Construction Notes.
 This drawing is to be read in conjunction with all relevant Consultants and Sub-Contractor drawings, schedules and specifications.
 All dimensions shown are in mm and are to structural elements and not finished, unless noted otherwise.
 All dimensions are to be checked on Site prior to commencing any work. Any discrepancies should be reported to the Project Co-ordinator immediately.
 True Associates



**Site Location
Plan 1:1250**



revisions

project
 11 Elaine Grove
 London
 NW5 4QG

client
 Sam Lecacheur & Tilly Henderson

drawing title
 Site location and block plan

true associates ltd
 32 Chamberlayne Road
 london NW10 3JE
 tel 020 8960 3663
 e-mail alan@trueassociates.co.uk

date June 2021 number A16479PA-103
 scalents@ A3 revision -