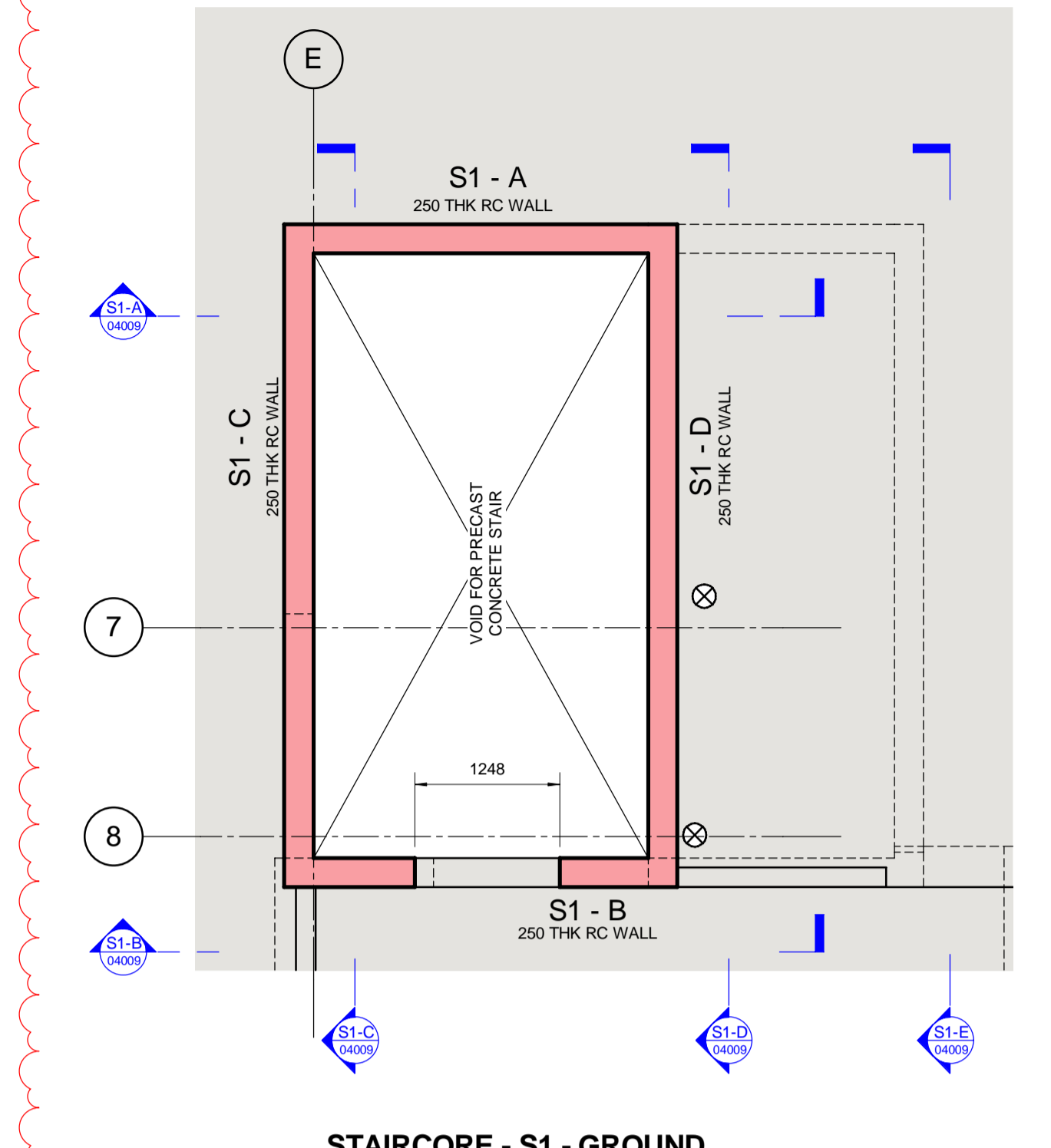
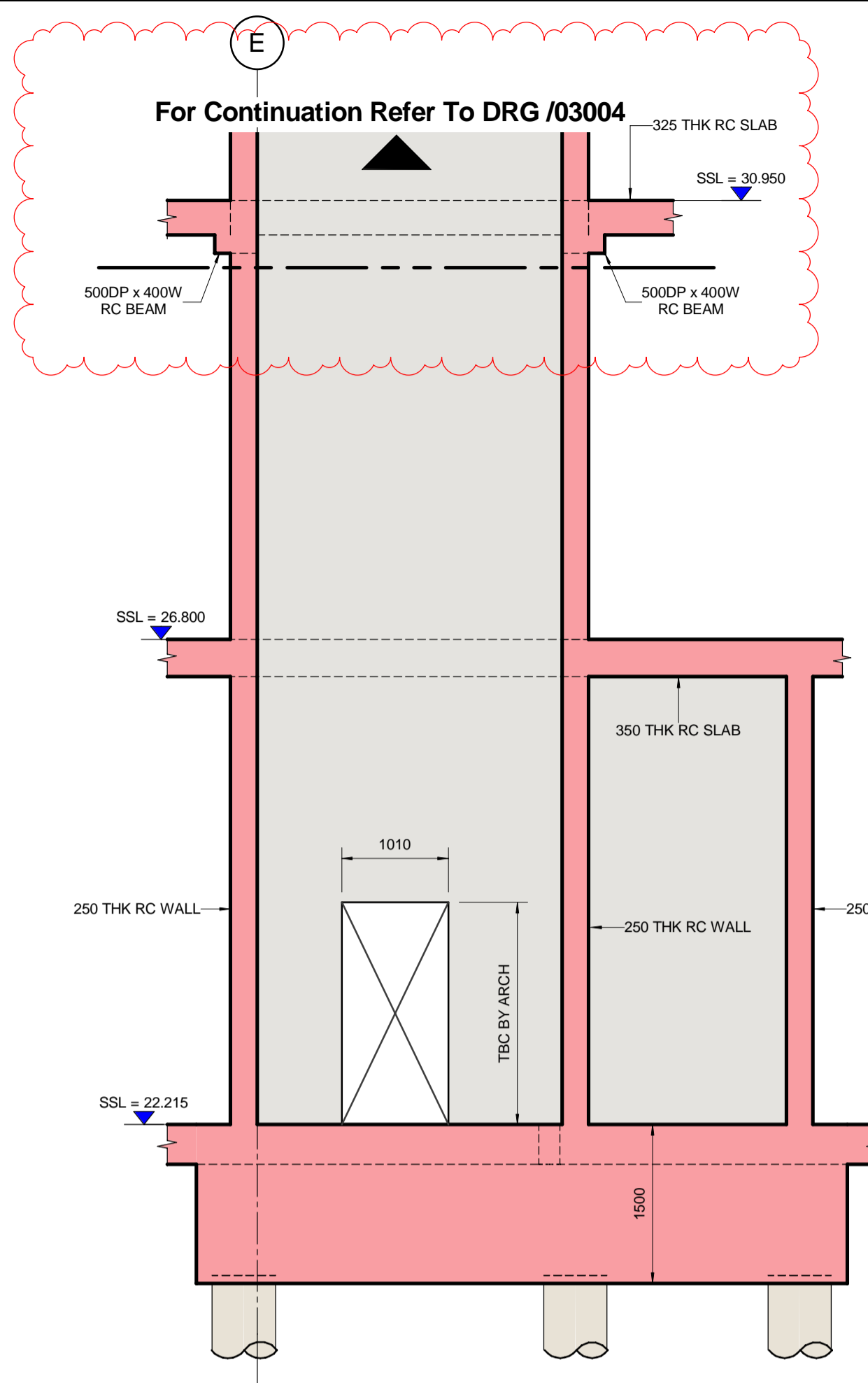


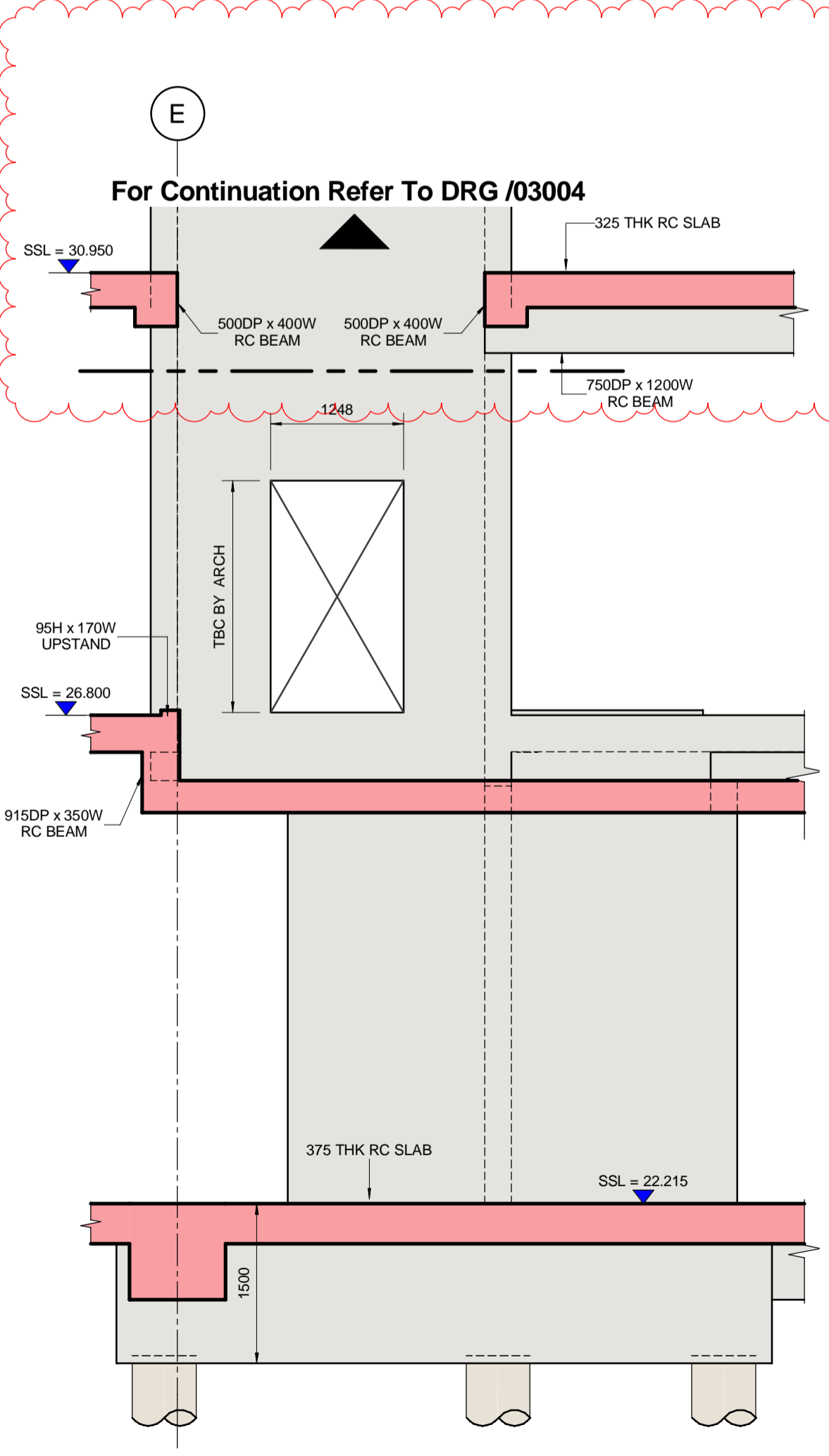
STAIRCORE - S1 - B1
1: 50



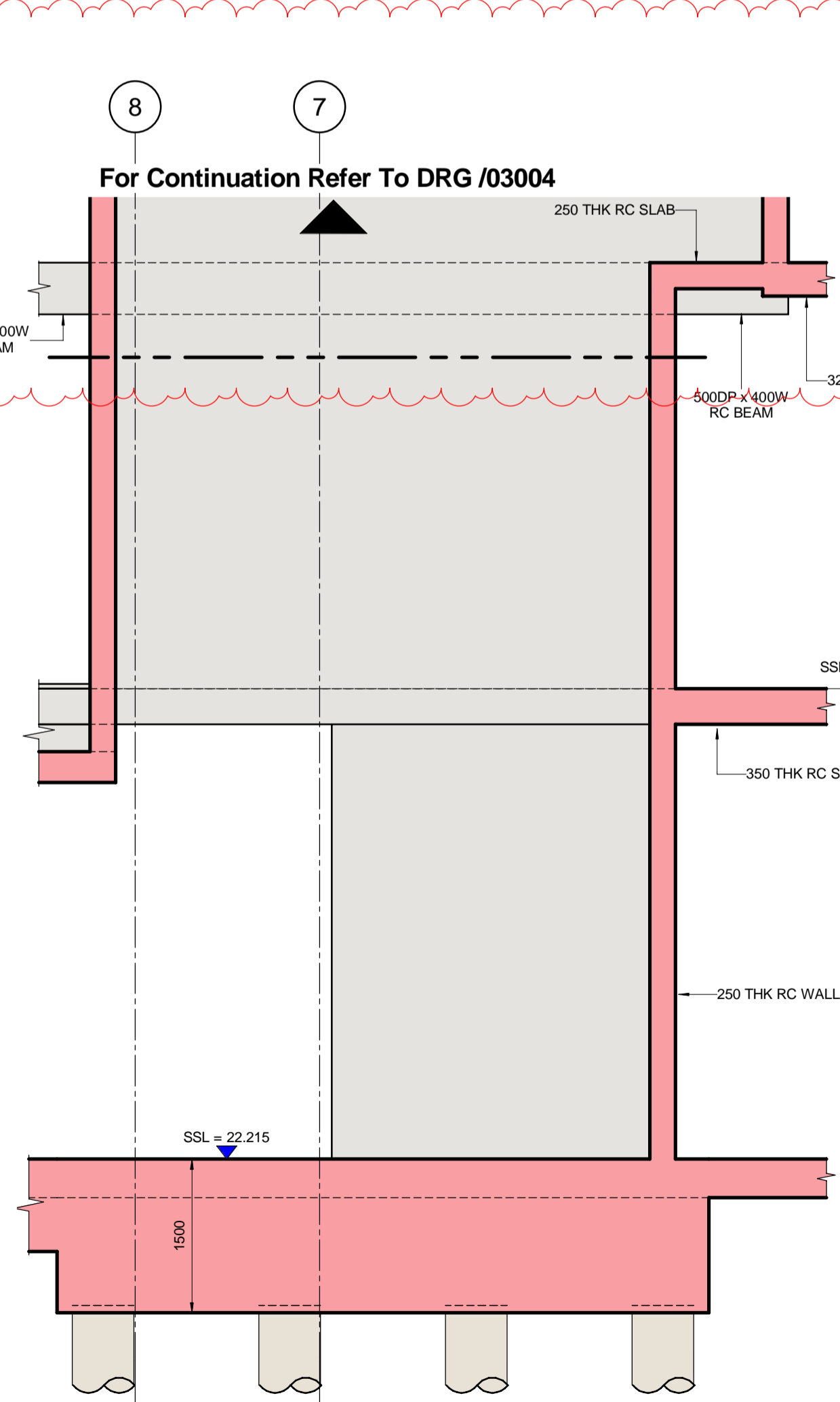
STAIRCORE - S1 - GROUND
1: 50



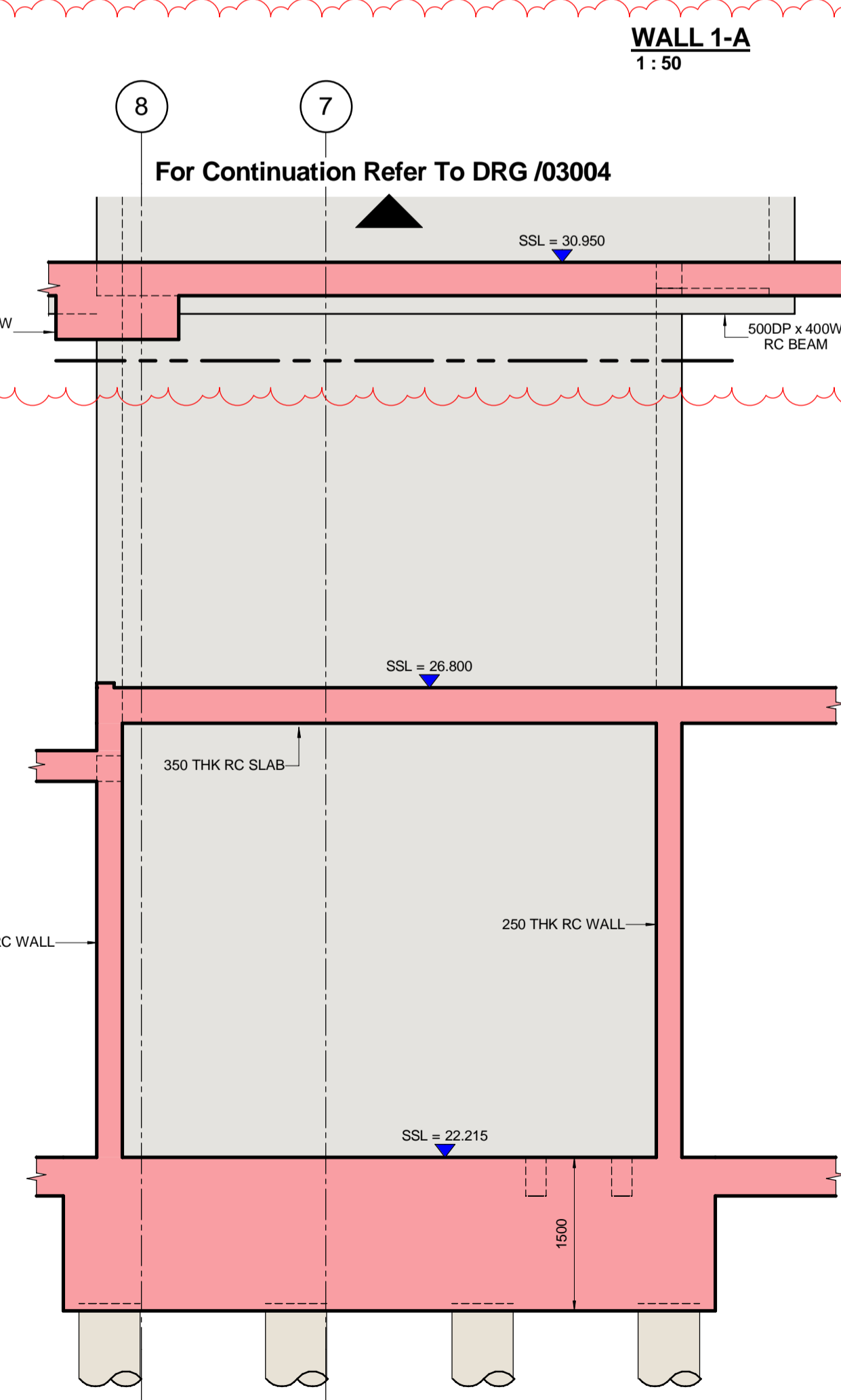
WALL 1-A
1: 50



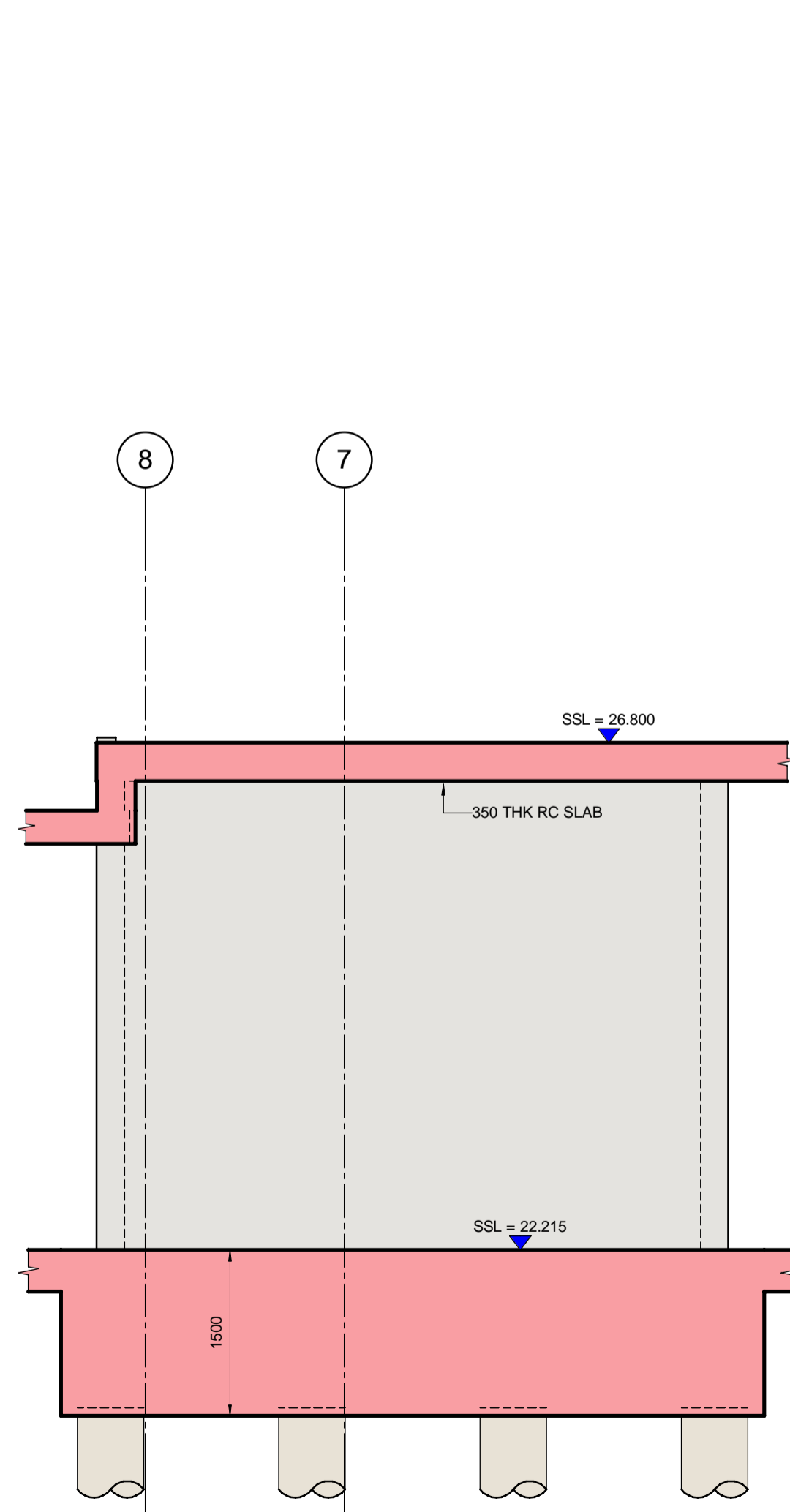
WALL 1-B
1: 50



WALL 1-C
1: 50



WALL 1-D
1: 50



WALL 1-E
1: 50

HORIZONTAL SERVICE PENETRATIONS HAVE NOT YET BEEN PROVIDED AND THEREFORE HAVE NOT BEEN COORDINATED OR INDICATED ON THESE DRAWINGS. ONCE LOCATIONS ARE CONFIRMED, WALL DESIGNS WILL NEED TO BE REVIEWED AND REVISED ACCORDINGLY.

REFER TO TYPICAL SLAB, PILE CAP AND GROUND BEAM DETAILS FOR WATERPROOFING AS INDICATED ON DRAWING MHA-ACM-00-XX-DR-SE-05001.

REFER TO TYPICAL SLAB, PILE CAP AND GROUND BEAM DETAILS FOR HEAVY PROTECTION AS INDICATED ON DRAWING MHA-ACM-00-XX-DR-SE-05005

FOR TYPICAL NOTES, PLEASE REFER TO DRAWINGS 1002 & 1003



Project
BEDFORD PASSAGE DEVELOPMENT

UK & IRELAND
Client
MIDDLESEX ANNEXE LLP

Consultant
AECOM
 Aldgate Tower
 2 Leman Street
 London E1 8FA
 United Kingdom
 Tel +44 (0) 20 7061 7000
 www.aecom.com

- Notes**
- Do not scale from this drawing. Work to figured dimensions only.
 - This drawing is to be read in conjunction with:
 - AECOM Structural Specifications
 - Design reports
 - Survey and Interpretative Reports
 - Project Specifications and Performance Specifications
 - Health and Safety Hazard Register
 - Relevant drawings and documentation issued by the architect, engineers and specialists.
 - Building Information Model (BIM)
 - Movements and Tolerances Report
 - All dimensions are in mm except levels which are in metres and relate to [ordnance datum].
 - Any discrepancies shall be referred to the Designer before work commences.

Colour Key

	Cut	Projection
Insitu (RC) Concrete		
Piles		

Issue/Revision

Rev	Date	Description	Dwn/Chk/Apr
T7	20.11.20	ISSUED FOR TENDER	RHK/SF/DW
T6	23.10.20	ISSUED FOR TENDER	RHK/SF/DW
T5	03.07.20	STAGE 4 REDESIGN (REVIEW)	RH/CL/DW
T4	19.06.20	STAGE 4 (PCSA STAGE 1 DESIGN REVIEW)	RH/CL/DW
T3	26.10.18	TENDER - STAGE 1	MNDW/DW
T2	19.06.18	STAGE 4 TENDER (2)	MNDW/DW
T1	01.05.18	STAGE 4 TENDER	MNDW/DW

Purpose Of Issue
STAGE 4 TENDER

Project Number
 60516144

Sheet Title
 New Build
 Stair Core 1
 Sheet 1

Sheet Number
 MHA-ACM-00-XX-DR-SE-04009

Scale: 1: 50@A1 **Rev:** T7

This drawing has been prepared for the use of AECOM's client. It may not be used, modified, reproduced or relied upon by third parties, except as agreed by AECOM or as required by law. AECOM accepts no responsibility, and denies any liability whatsoever, for any party that uses or relies on this drawing without AECOM's express written consent. Do not scale this document. All measurements must be obtained from the scaled dimensions.