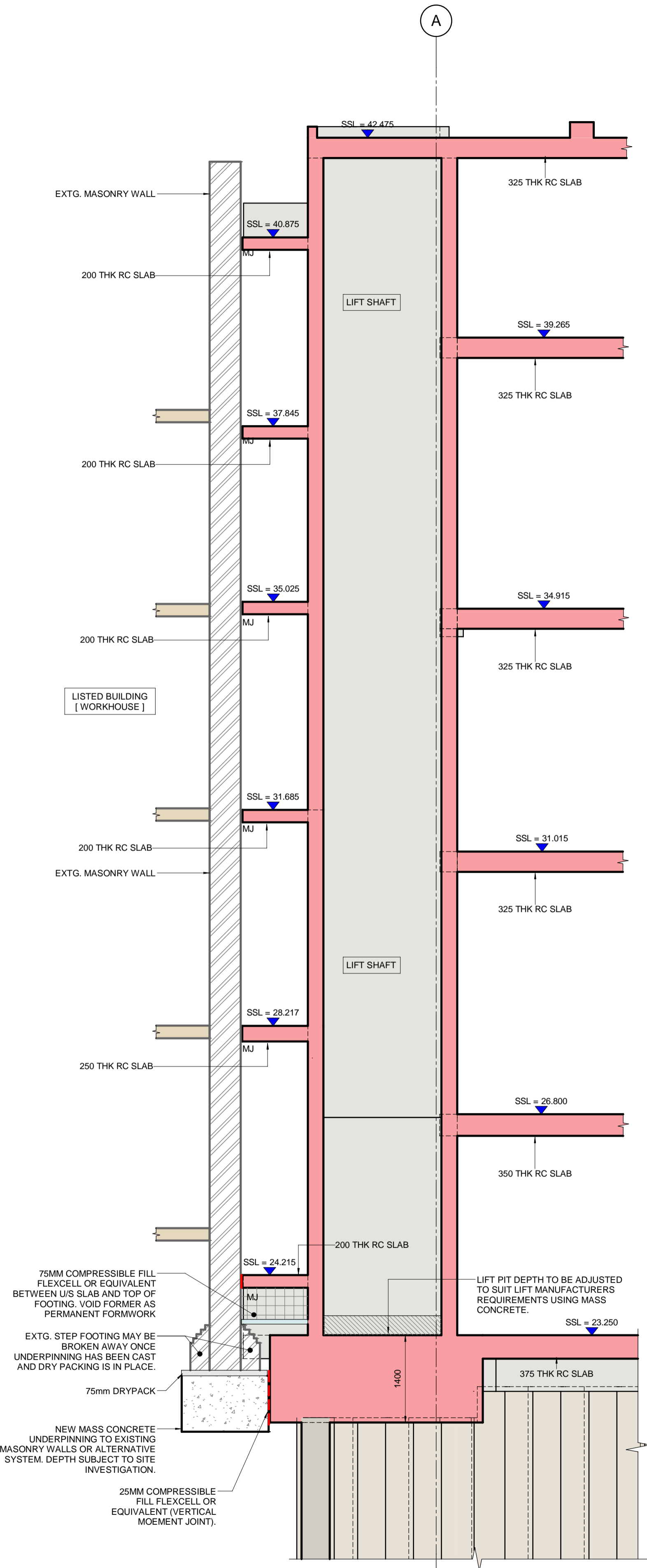


- Notes**
- Do not scale from this drawing. Work to figured dimensions only.
 - This drawing is to be read in conjunction with:
 - AECOM Structural Specifications
 - Design reports
 - Survey and Interpretative Reports
 - Project Specifications and Performance Specifications
 - Health and Safety Hazard Register
 - Relevant drawings and documentation issued by the architect, engineers and specialists.
 - Building Information Model (BIM)
 - Movements and Tolerances Report
 - All dimensions are in mm except levels which are in metres and relate to [ordance datum].
 - Any discrepancies shall be referred to the Designer before work commences.

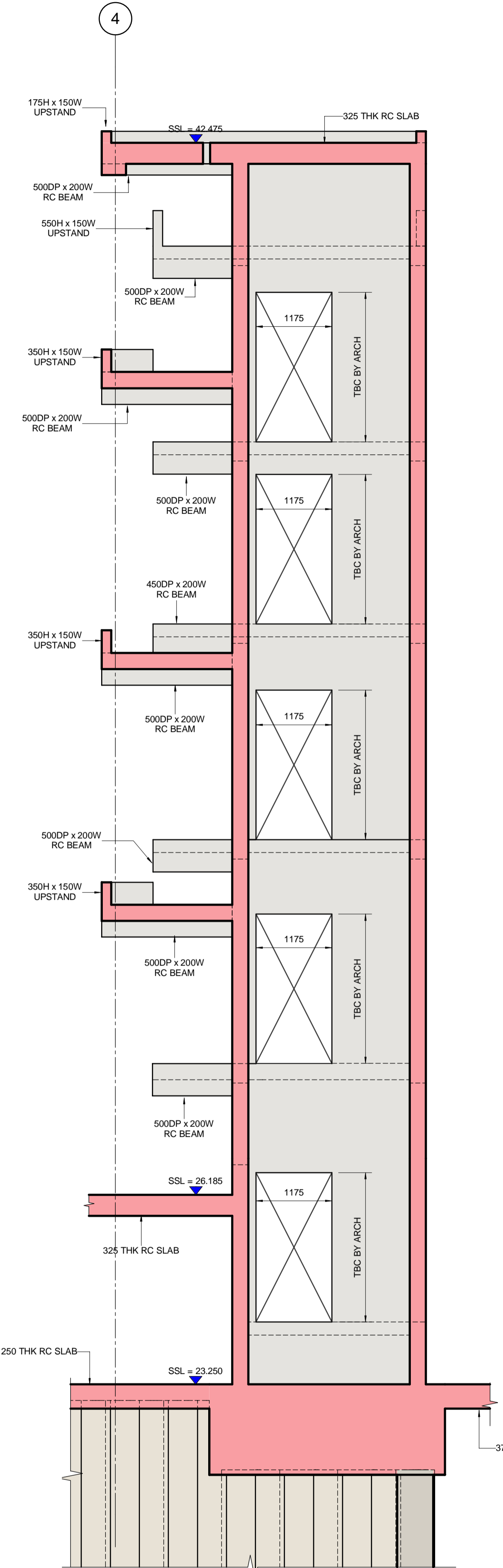
FOR TYPICAL NOTES, PLEASE REFER TO DRAWINGS 1002 & 1003

Column Ref	Dimensions	
	Depth	Width
C1	300	300
C2	300	400
C3	300	500
C4	300	500
C5	350	600
C6	450	700
C8	600	600
C9	700	700
C10	300	425
C11	500	425

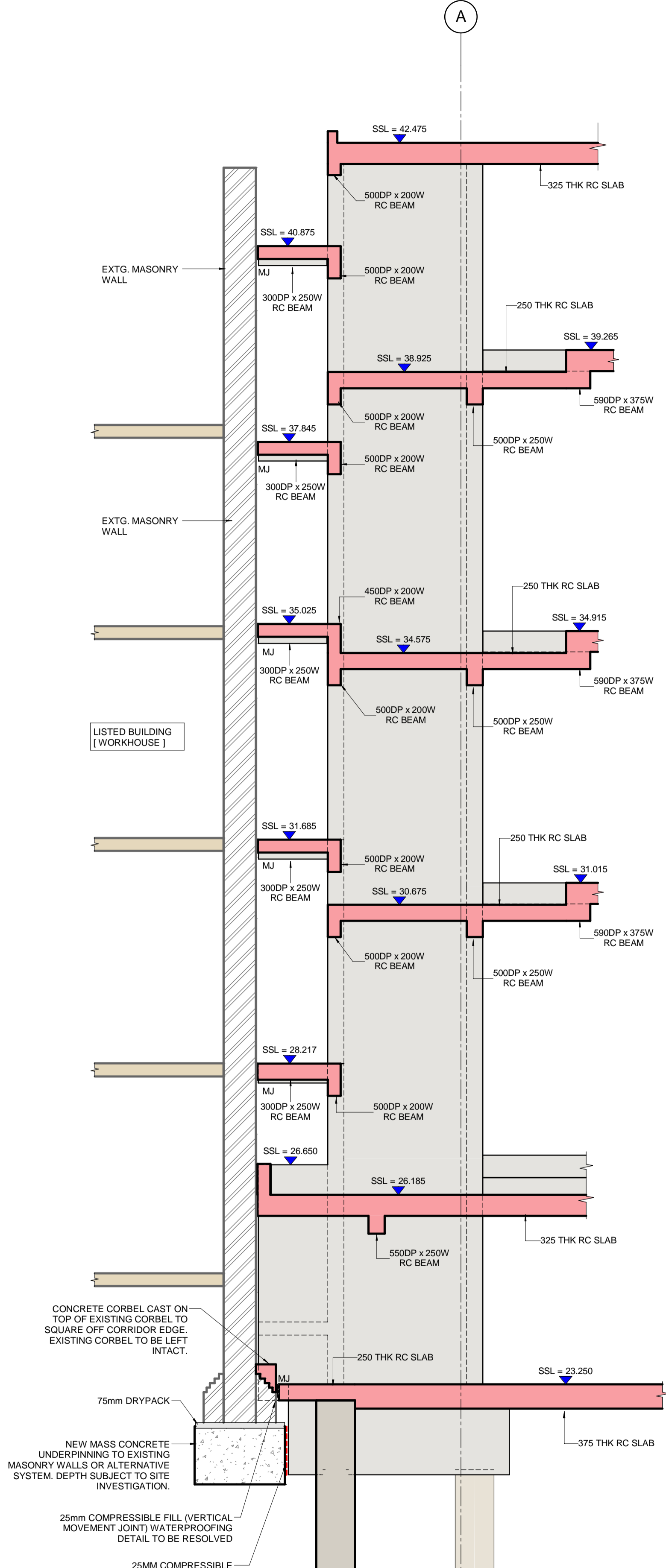
HORIZONTAL SERVICE PENETRATIONS HAVE NOT YET BEEN PROVIDED AND THEREFORE HAVE NOT BEEN COORDINATED OR INDICATED ON THESE DRAWINGS. ONCE LOCATIONS ARE CONFIRMED, WALL DESIGNS WILL NEED TO BE REVIEWED AND REVISED ACCORDINGLY.



Section 4-4
1 : 50
Ref Sheet - 01001



Section 5-5
1 : 50
Ref Sheet - 01001



Section 6-6
1 : 50
Ref Sheet - 01001

Colour Key

Insitu (RC) Concrete		
Piles		

Cut Projection

Rev	Date	Description	Dr/Chk/Apr
T8	20.11.20	ISSUED FOR TENDER	RH/KSF/DW
T7	23.10.20	ISSUED FOR TENDER	RH/KSF/DW
		STAGE 4 REDESIGN	
T6	03.07.20	STAGE 4 (PCSA STAGE 1 DESIGN REVIEW)	RH/C/DW
T5	19.06.20	STAGE 4 (PCSA STAGE 1 DESIGN REVIEW)	RH/C/DW
T4	28.10.18	TENDER - STAGE 1	MNDW/DW
T3	19.06.18	STAGE 4 TENDER (2)	MNDW/DW
T2	01.05.18	STAGE 4 TENDER	MNDW/DW
T1	29.03.18	STAGE 4 TENDER (DRAFT)	MNDW/DW
A	21.12.17	STAGE 3 ISSUE_WIP	MNDW/DW
Rev.	Date	Description	Dr/Chk/Apr

Purpose Of Issue
STAGE 4 TENDER
Project Number
60516144
Sheet Title
New Build
Sections 4, 5 & 6

Sheet Number
MHA-ACM-00-XX-DR-SE-04004
Scale: 1 : 50@A1 **Rev:** T8

This drawing has been prepared for the use of AECOM's client. It may not be used, modified, reproduced or relied upon by third parties, except as agreed by AECOM or as required by law. AECOM accepts no responsibility and denies any liability whatsoever, to any party that uses or relies on this drawing without AECOM's express written consent. Do not scale this document. All measurements must be obtained from the scaled dimensions.