

**Project**  
**BEDFORD PASSAGE DEVELOPMENT**

UK & IRELAND  
 Client

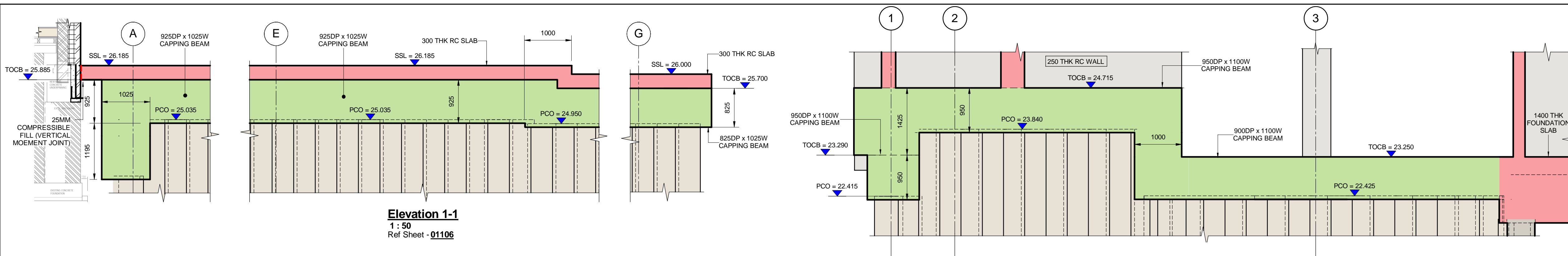
**MIDDLESEX ANNEXE LLP**

**Consultant**

**AECOM**  
 Aldgate Tower  
 2 Leman Street  
 London E1 8FA  
 United Kingdom  
 Tel +44 (0) 20 7061 7000  
 www.aecom.com

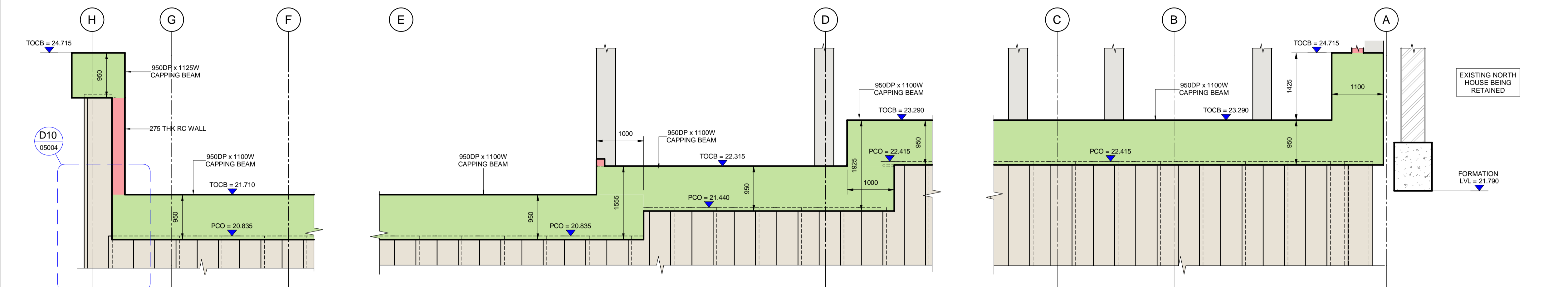
**Notes**

- Do not scale from this drawing. Work to figured dimensions only.
- This drawing is to be read in conjunction with:
  - AECOM Structural Specifications
  - Design reports
  - Survey and Interpretative Reports
  - Project Specifications and Performance Specifications
  - Health and Safety Hazard Register
  - Relevant drawings and documentation issued by the architect, engineers and specialists.
  - Building Information Model (BIM)
  - Movements and Tolerances Report
- All dimensions are in mm except levels which are in metres and relate to Ordnance datum.
- Any discrepancies shall be referred to the Designer before work commences.

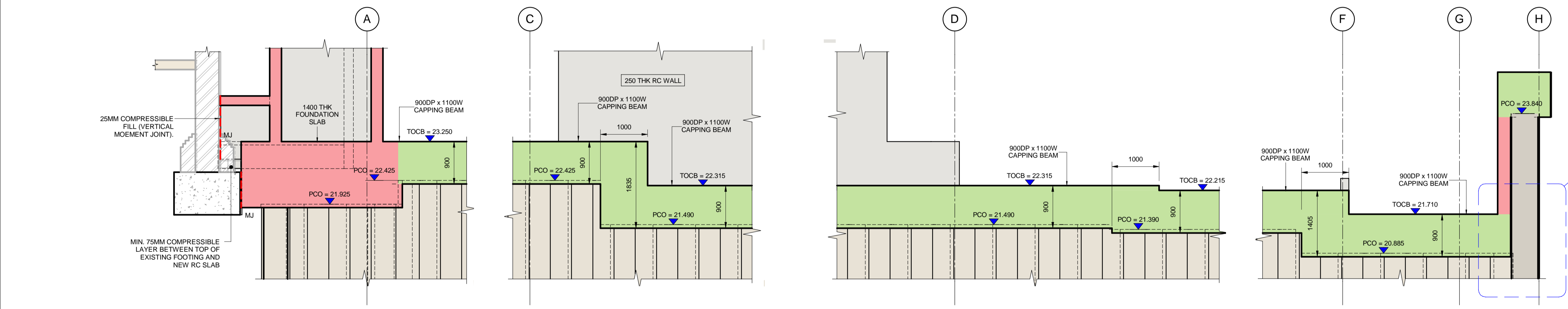


**Elevation 1-1**  
 1 : 50  
 Ref Sheet - 01106

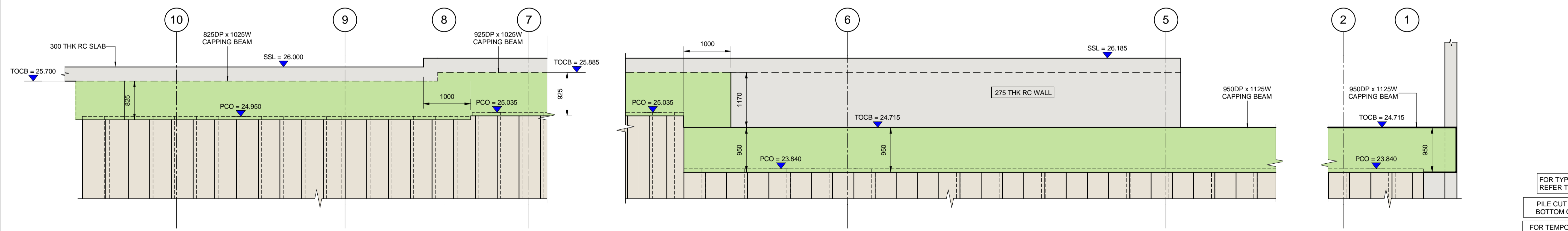
**Elevation 2-2**  
 1 : 50  
 Ref Sheet - 01106



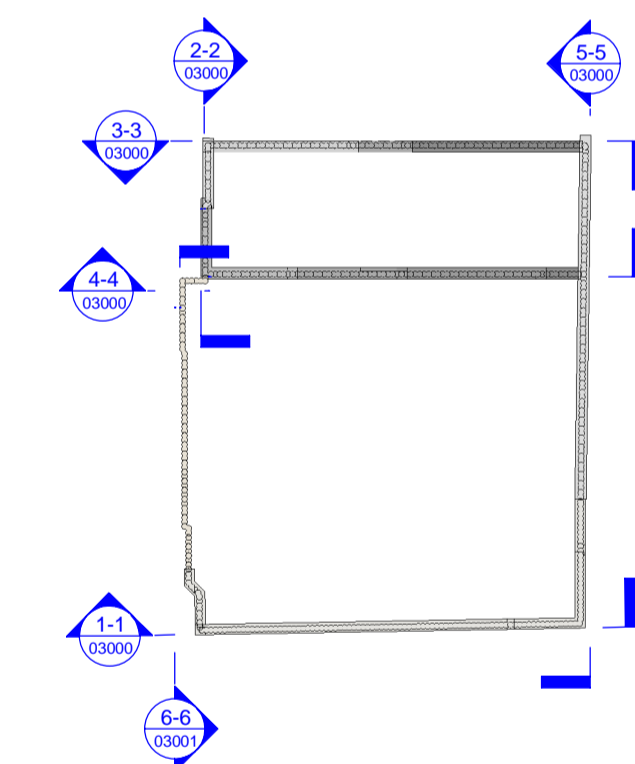
**Elevation 3-3**  
 1 : 50  
 Ref Sheet - 01106



**Elevation 4-4**  
 1 : 50  
 Ref Sheet - 01106



**Elevation 5-5**  
 1 : 50  
 Ref Sheet - 01106



**Issue/Revision**

Rev.	Date	Description	Rev/Chk/Apr
T1	23.10.20	ISSUED FOR TENDER	RH/KSF/DW

**Purpose Of Issue**

STAGE 4 TENDER

**Project Number**

60516144

**Sheet Title**

New Build  
 Secant Pile & Capping Beam  
 Elevations  
 Sheet 1

**Sheet Number**

MHA-ACM-00-XX-DR-SE-03000

Scale: As indicated@A1

Rev: T1

FOR TYPICAL NOTES, PLEASE REFER TO DRAWING 01001

PILE CUT OFF 75mm ABOVE BOTTOM OF CAPPING BEAM

FOR TEMPORARY PILE CUT OFF LEVELS REFER TO 04030. REFER TO SEQUENCE DRAWINGS FOR DETAILS OF WHEN PILES SHOULD BE CUT DOWN TO PERMANENT CUT OFF LEVEL. SECANT PILE WALL DRAWINGS SHOW REQUIREMENTS FOR PERMANENT WORKS ONLY.

SEE CONTRACTORS PROPOSALS FOR KING POSTS AND ANY OTHER TEMPORARY STRUCTURE.

- Key:**
- SSL - STRUCTURAL SLAB LEVEL
  - TOC - TOP OF CONCRETE
  - TOF - TOP OF FOUNDATION
  - PCO - PILE CUT OFF
  - TPCO - TEMPORARY PILE CUT OFF
  - TOCB - TOP OF CAPPING BEAM
  - BOCB - BOTTOM OF CAPPING BEAM

EXACT POSITIONS OF SECANT PILES ARE SHOWN INDICATIVELY AND ARE TO BE SET BY THE CONTRACTOR.

This drawing has been prepared for the use of AECOM's client. It may not be used, modified, reproduced or relied upon by third parties, except as agreed by AECOM or as required by law. AECOM accepts no responsibility, and denies any liability whatsoever, to any party that uses or relies on this drawing without AECOM's express written consent. Do not scale this document. All measurements must be obtained from the stated dimensions.