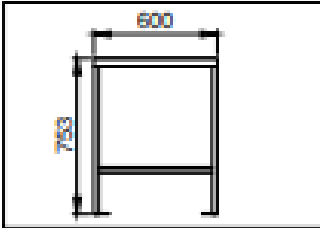
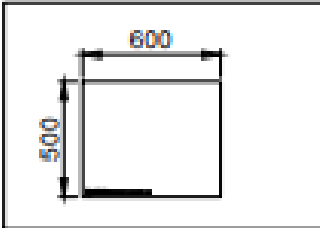
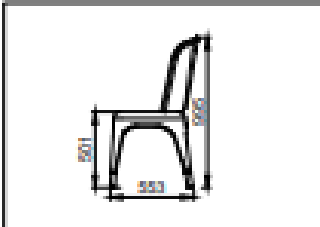


EXTERNAL SEATING SCHEDULE

REF	IMAGE	DESCRIPTION
1		<p>4NO. 25X25X2MM MILD STEEL (HOLLOW SECTION) LEGS WELDED TO TOPS OF TABLE TOPS. WELD JOINTS TO BE FILED DOWN TO ALL . 1.5MM PLATE WELDED TO FOOT OF LEG IN MILD STEEL. FOOT BAR AS SPEC WELDED TO LEGS</p>
2		<p>4NO. 500X600MM 22MM PRINTED TOUGHENED GLASS WITH 2MM CHAMFERED EDGE. 13MM PLY SUB BASE BONDED TO GLASS TOP. 40X40X1.5MM MILD STEEL ANGLE WITH SCREW FIXINGS</p>
3		<p>8NO. PHOBOS METAL CHAIR, BLACK POWDER EXTERNAL COAT FINISH (WARINGS FURNITURE)</p>