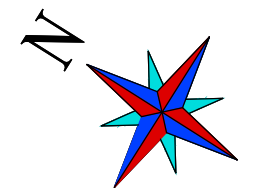


PROPOSED FRONT ELEVATION



GENERAL NOTES

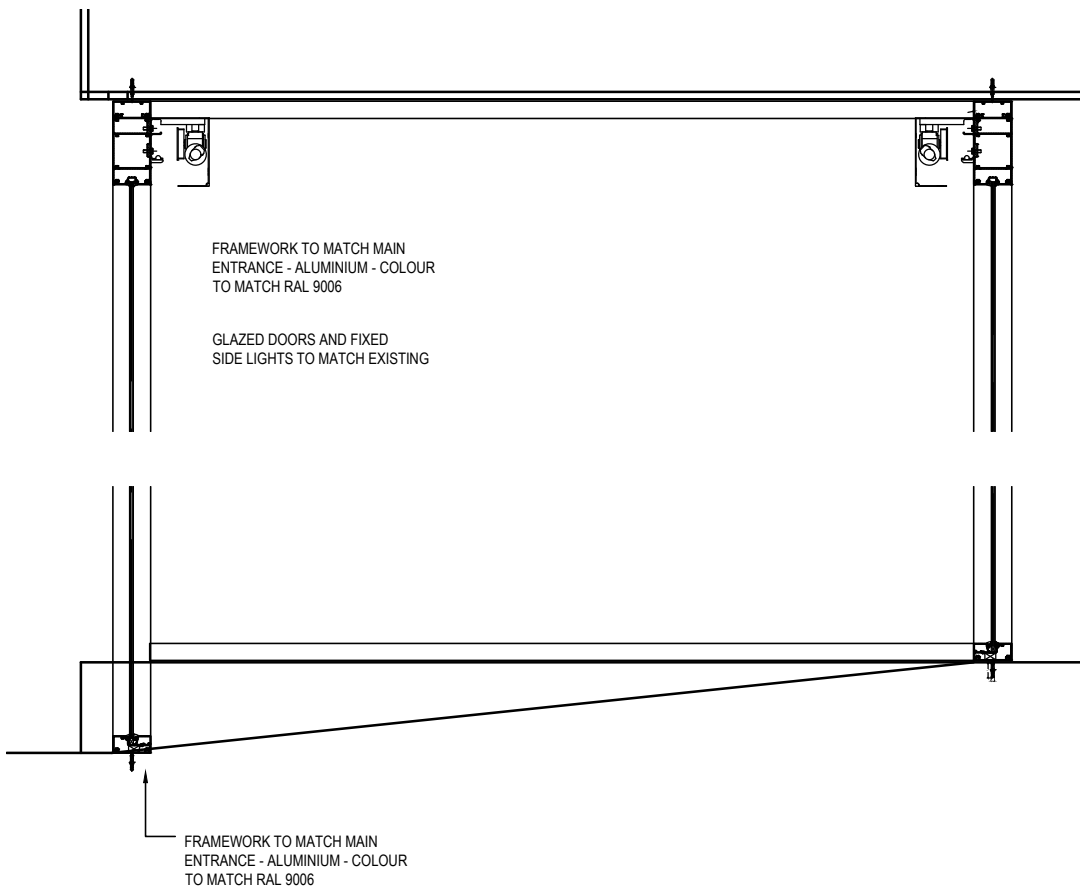
ALL DIMENSIONS TO BE CHECKED ON SITE PRIOR TO COMMENCEMENT OF WORKS - PLEASE REPORT ERRORS OR OMISSIONS TO THE ARCHITECT.

THIS DRAWING HAS BEEN PRODUCED FOR THE PURPOSES OF PLANNING AND BUILDING REGULATIONS APPROVALS ONLY AND IS NOT INTENDED TO BE A FULL WORKING DRAWING.

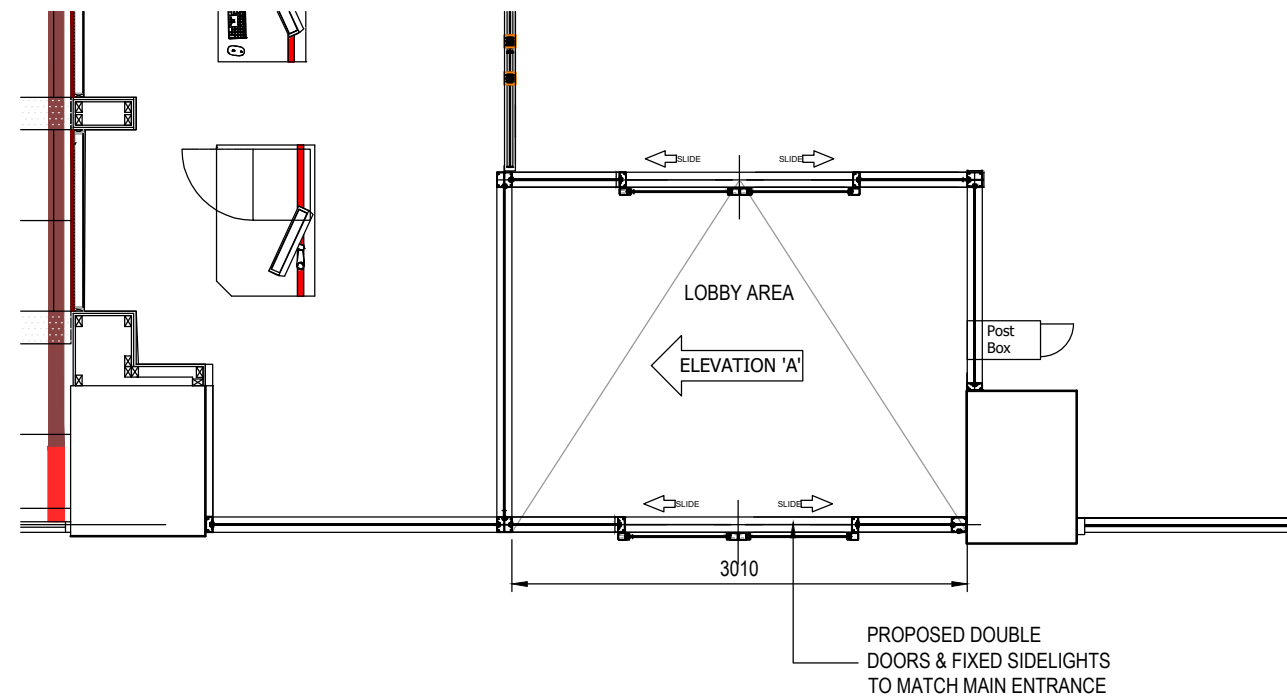
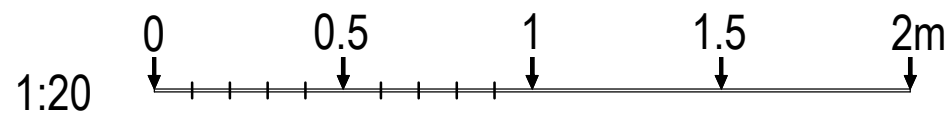
THIS DRAWING IS TO BE READ IN CONJUNCTION WITH ANY WRITTEN SPECIFICATIONS, SCHEDULES OF WORK AND STRUCTURAL ENGINEER'S DETAILS AS APPROPRIATE.

THIS DRAWING IS THE COPYRIGHT OF PUMP HOUSE DESIGNS AND ANY FURTHER REPRODUCTION OF THE PLAN IS NOT PERMITTED WITHOUT OBTAINING PRIOR CONSENT.

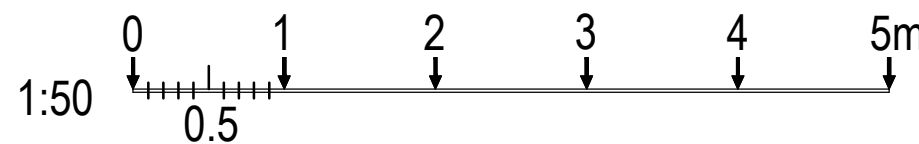
© CROWN COPYRIGHT - LICENCE NO. 100032237



SECTION - ELEVATION 'A'



PROPOSED FLOOR PLAN



PumpHouse
DESIGNS
Architectural & Interior
Design Consultants

Pump House Yard
The Green
Sedlescombe
East Sussex
TN33 0QA
info@pumphousedesigns.co.uk
www.pumphousedesigns.co.uk
T: 01424 871120

F			
E			
D			
C			
B			
A	CLIENT AMENDMENTS	AMG	7/4/20
SANTANDER 164-167 TOTTENHAM COURT RD BLOOMSBURY LONDON - W1T 7JE			
PROPOSED ROLLER SHUTTER DOOR TO ENTRANCE LOBBY			
DRAWN BY - AMG DATE - MARCH 2020 SCALE - 1:20 & 1:50 @ A3			
DRAWING No. 6535 / 1 / A			