

GENERAL NOTES


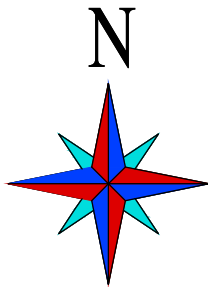
ALL DIMENSIONS TO BE CHECKED ON SITE PRIOR TO COMMENCEMENT OF WORKS - PLEASE REPORT ERRORS OR OMISSIONS TO THE ARCHITECT.

THIS DRAWING HAS BEEN PRODUCED FOR THE PURPOSES OF PLANNING AND BUILDING REGULATIONS APPROVALS ONLY AND IS NOT INTENDED TO BE A FULL WORKING DRAWING.

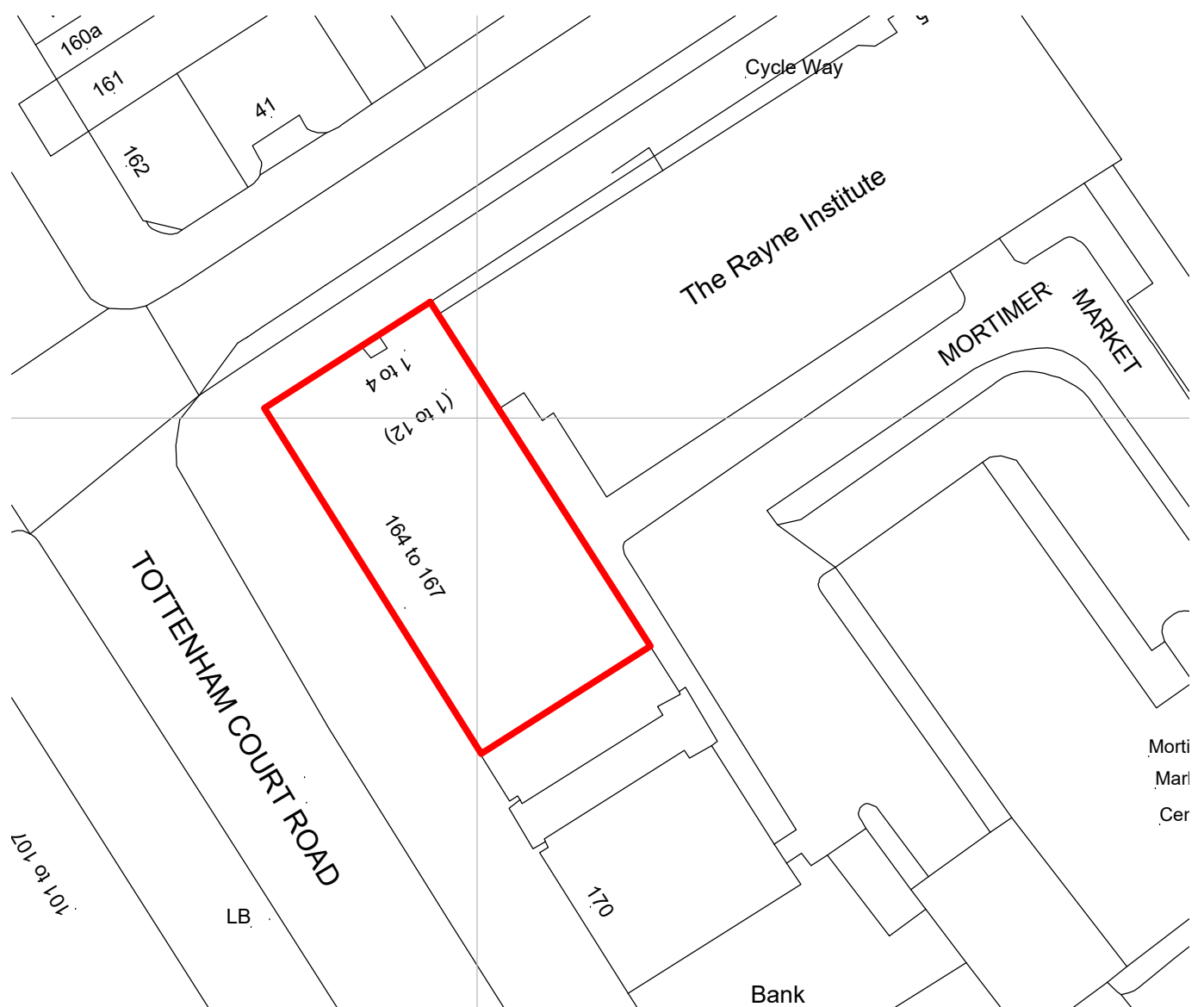
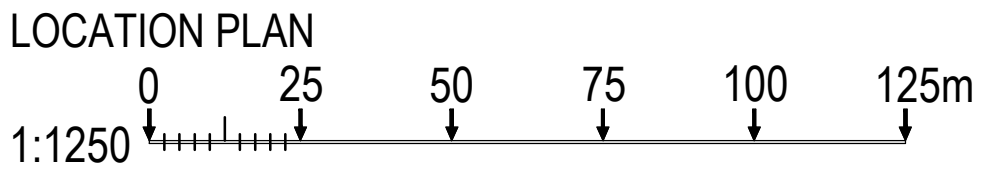
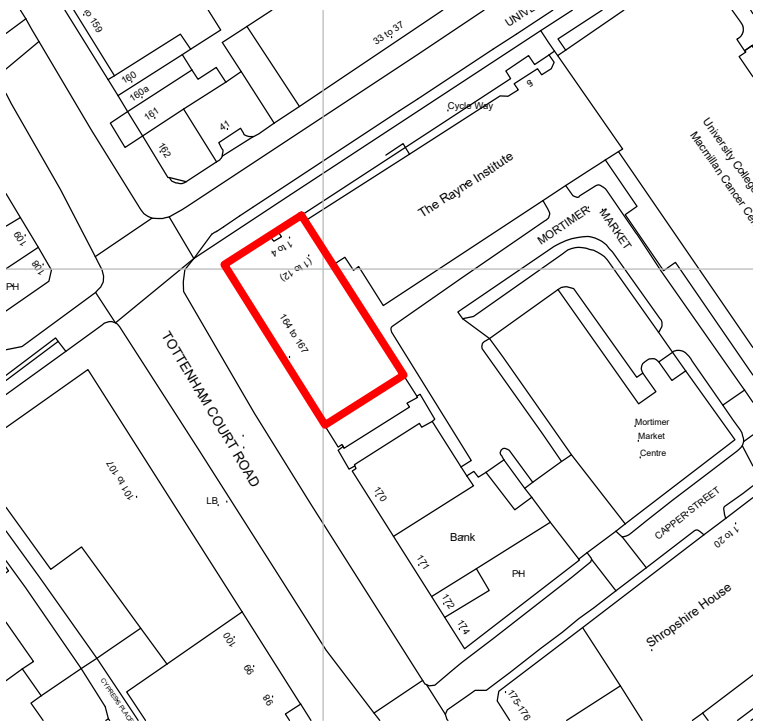
THIS DRAWING IS TO BE READ IN CONJUNCTION WITH ANY WRITTEN SPECIFICATIONS, SCHEDULES OF WORK AND STRUCTURAL ENGINEER'S DETAILS AS APPROPRIATE.

THIS DRAWING IS THE COPYRIGHT OF PUMP HOUSE DESIGNS AND ANY FURTHER REPRODUCTION OF THE PLAN IS NOT PERMITTED WITHOUT OBTAINING PRIOR CONSENT.

© CROWN COPYRIGHT - LICENCE NO. 100032237



Pump House Yard
 The Green
 Sedlescombe
 East Sussex
 TN33 0QA
 info@pumphousedesigns.co.uk
 www.pumphousedesigns.co.uk
 T: 01424 871120



F		
E		
D		
C		
B		
A		
SANTANDER		
164-167 TOTTENHAM COURT RD		
BLOOMSBURY		
LONDON - W1T 7JE		
LOCATION / BLOCK PLAN		
DRAWN BY - AMG		
DATE - APRIL 2020		
SCALE - 1:500 & 1:1250 @ A3		
DRAWING No. 6535 / LBP		