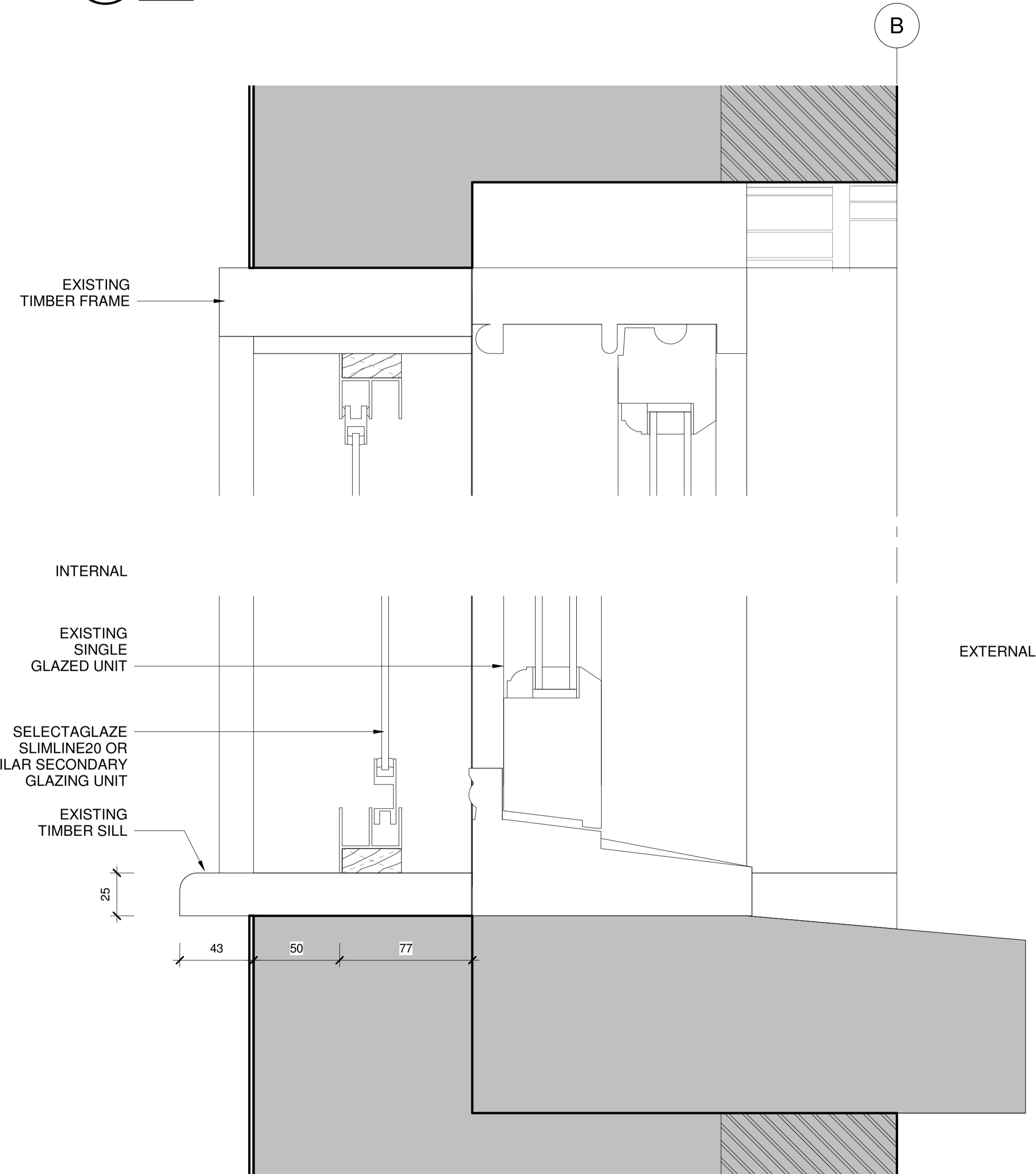
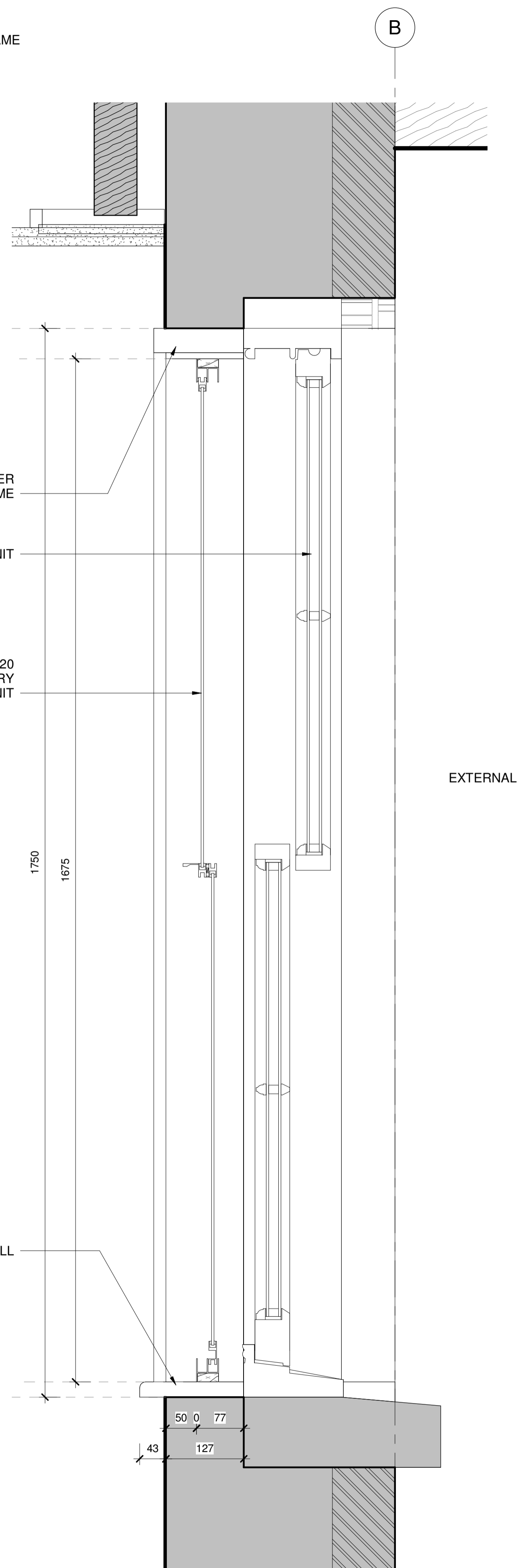
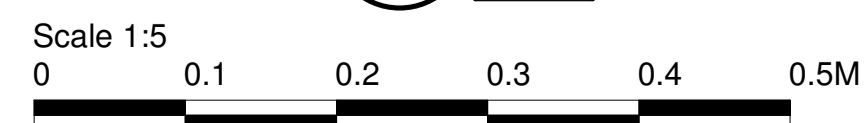


1 07300 TYPICAL BEDROOM AND LIVING ROOM SECONDARY GLAZING WINDOW - PLAN
1:5



3 07300 TYPICAL SECONDARY GLAZING WINDOW JAMB AND HEAD DETAIL
1:2



2 07300 **1** 07300 TYPICAL SECONDARY GLAZING WINDOW SECTION
1:5

Window Types for Secondary Glazing			
Type Mark	Count	Width	Height
TYPE 1	30	1140	1675
TYPE 2	16	850	1566
TYPE 3	4	1200	1750
TYPE 4	17	1480	1750
TYPE 5	16	1530	1750
TYPE 6	34	940	1750
TYPE 7	8	615	1750
TYPE 8	3	937	1750
TYPE 9	1	1220	1750
TYPE 10	1	1780	1450

Notes

Rev 08/06/2021 FOR PLANNING CR DS
By Date Authorised

Important note
This information is confidential and the copyright of Aukett Swanke. Aukett Swanke accepts no liability for use of this drawing by parties other than the party for whom it was prepared or for purposes other than that which is stated on the issue sheet. It shall not be disclosed or passed to any other party in any form in whole or part without Aukett Swanke's express permission in writing nor should any other party place reliance upon it. Where data is supplied electronically, it is for convenience only. The original information is the printed or controlled copy which will be supplied on request. All dimensions are in millimetres. No dimensions or other information shall be inferred from the electronic data unless specifically stated on the printed or controlled copy. Where dimensions are not given, drawings must not be scaled and the matter should be referred back to Aukett Swanke. This drawing should be read in conjunction with all other project information, produced by Aukett Swanke and others. In the event of any conflict between the information contained on this drawing and in any other project document, drawings, specifications, schedules etc. the matter must be referred back to Aukett Swanke for clarification. All dimensions and conditions are to be checked on site by the contractor prior to preparing designs, drawings, calculations etc. or commencing any work. The contractor is responsible for checking that there is no conflict between site dimensions and drawn dimensions.

Aukett Swanke Ltd
10 Bonhill Street
London EC2A 4PE
Tel: +44 (0)20 7843 3000
Fax: +44 (0)20 7843 3001
Email: london@aukettswanke.com
Web: www.aukettswanke.com

Client
ANGLO AMERICAN SERVICES LIMITED

Project
**ST ANDREWS HOUSE
REFURBISHMENT**

Title
**TYPICAL SECONDARY GLAZING
DETAIL**

Date 06/03/21 Drawn RC Checked DS Authorised DS

Scale
As indicated@A1

Purpose of Issue
FOR PLANNING

Drawing Number SAH-AUK-ZZ-XX-DR-A-07300 Revision P01

AUK Project Number
21976