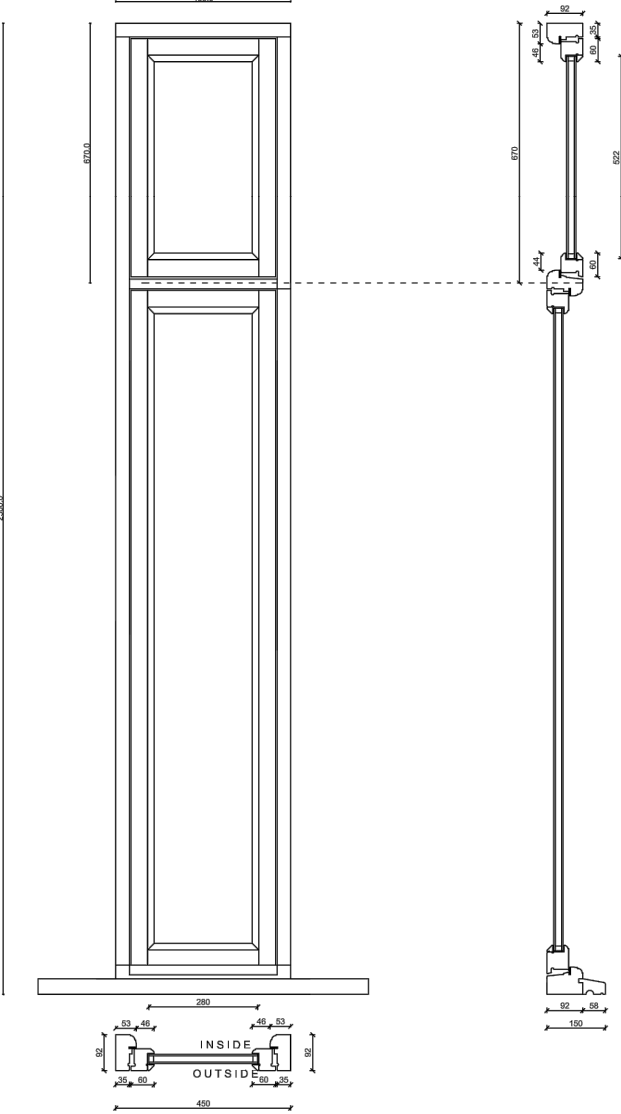
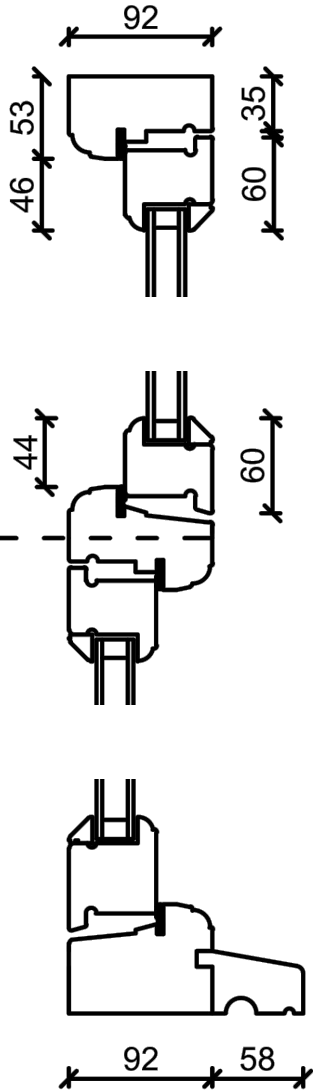


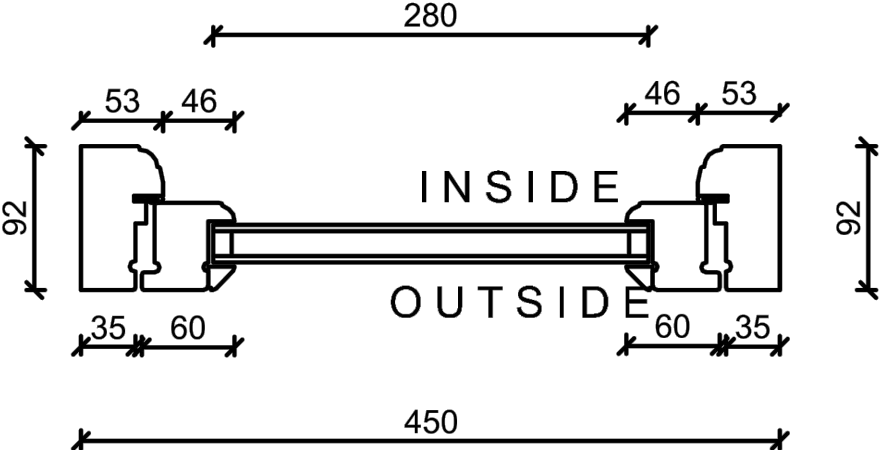
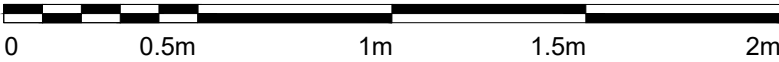
PROPOSED  
Front Facade - Front Timber Bay Window Detail  
Scale 1:20@A3 PA-05



PROPOSED  
Front Facade - Side Timber Bay Window Detail  
Scale 1:20@A3 PA-05



PROPOSED  
Front Facade - Bay Window Section Detail  
Scale 1:5@A3 PA-05



PROPOSED  
Front Facade - Bay Window Section Detail  
Scale 1:5@A3 PA-05



- notes
- All dimensions to be checked on site before fabrication
  - Contractor to refer to engineers' drawings before proceeding with works
  - All drawings and designs are covered by design right (Intellectual property), and may not be distributed, copied or issued without written consent of the architect
  - All design concepts are the sole property of the architect and no adaptations, reproductions or copies may be made without written consent of the architect
  - These drawings are subject to any variation required or recommended by any statutory authority, or for the better carrying out of the works
  - Samples to be provided by contractor for the architect approval
  - All finishes to architect's satisfaction
  - All drawings to be approved by the architect before construction
  - All works to be carried out in accordance with current Building Regulations

revisions	date	rev
Planning	05/05/21	00

architect



CCASA Architects Ltd info@ccasa.co.uk  
175 Graham Road www.ccasa.co.uk  
London, E8 1PD @ccasaarchitects

project

Flat 3, 36 Fitzjohn's Avenue  
London NW3 5NB

client

Private Client

drawing title

PROPOSED  
Front Facade  
Timber Bay Window Detail

scale at A1	scale at A3	date
	1:20 / 1:5	05.05.21

job no.	drawing	rev.
2040	PA-05	00