



**77 SOUTH END ROAD  
LONDON NW3 2RJ**

**77 SOUTH END ROAD  
LONDON NW3 2RJ**



**PHOTOGRAPH 1  
THE REAR CONSERVATORY**



**PHOTOGRAPH 2  
PVC GUTTER AND RAINWATER PIPE**






PHOTOGRAPH 3  
A PVC SOIL VENT PIPE



PHOTOGRAPH 4  
THE REAR ADDITION ROOF HAS BEEN COVERED WITH ROOFING FELT



PHOTOGRAPH 5  
A LOOSE SLATE TO THE FRONT SLOPE



PHOTOGRAPH 6  
THE CONSERVATORY ROOF





PHOTOGRAPH 7  
THERE ARE BOX GUTTERS TO EACH SIDE OF THE CONSERVATORY ROOF



PHOTOGRAPH 8  
THE BOILER HOUSING ROOF



PHOTOGRAPH 9  
THE PORCH ROOF



PHOTOGRAPH 10  
POOR QUALITY RENDER TO THE CHIMNEY STACK





PHOTOGRAPH 11  
THE LOFTS WERE FULL OF STORED ITEMS



PHOTOGRAPH 12  
THE MAJORITY OF THE ROOF STRUCTURE IS NEW



PHOTOGRAPH 13  
THE FRONT SLOPE OF THE FRONT PITCHED ROOF HAS THE ORIGINAL  
RAFTERS



PHOTOGRAPH 14  
THERE IS A GAP IN THE RIGHT PARTY WALL BELOW THE VALLEY  
GUTTER





PHOTOGRAPH 15  
LOOSE BRICKS TO THE LEFT PARTY WALL



PHOTOGRAPH 16  
A METAL TIE TO THE CHIMNEY STACK




PHOTOGRAPH 17  
SMALL HOLES HAVE BEEN PROVIDED TO ALLOW FOR SOME  
VENTILATION



PHOTOGRAPH 18  
THE LOFT IS INSULATED





PHOTOGRAPH 19  
MINOR CRACKS TO THE REAR WALL



PHOTOGRAPH 20  
MINOR CRACKS TO THE REAR WALL



PHOTOGRAPH 21  
MINOR CRACKS TO THE REAR WALL



PHOTOGRAPH 22  
THE REAR ADDITION






PHOTOGRAPH 23  
THE REAR ADDITION IS PARTLY SUPPORTED BY METAL COLUMNS



PHOTOGRAPH 24  
THE BOTTOM OF THE COLUMNS ARE CORRODING



PHOTOGRAPH 25  
MINOR CRACKS FOLLOW THE OUTLINE OF THE STEEL FRAME



PHOTOGRAPH 26  
MINOR CRACKS FOLLOW THE OUTLINE OF THE STEEL FRAME





PHOTOGRAPH 27  
PEELING PAINT TO THIS WINDOW CILL



PHOTOGRAPH 28  
THE HOT WATER CYLINDER



PHOTOGRAPH 29  
THE FEED/EXPANSION VESSEL



PHOTOGRAPH 30  
THE TOP OF THE FRONT BOUNDARY WALL LEANS OUT





PHOTOGRAPH 31  
THE RECEPTION ROOM TIMBER WINDOW SUB-CILL IS FLUSH WITH THE  
STONE CILL