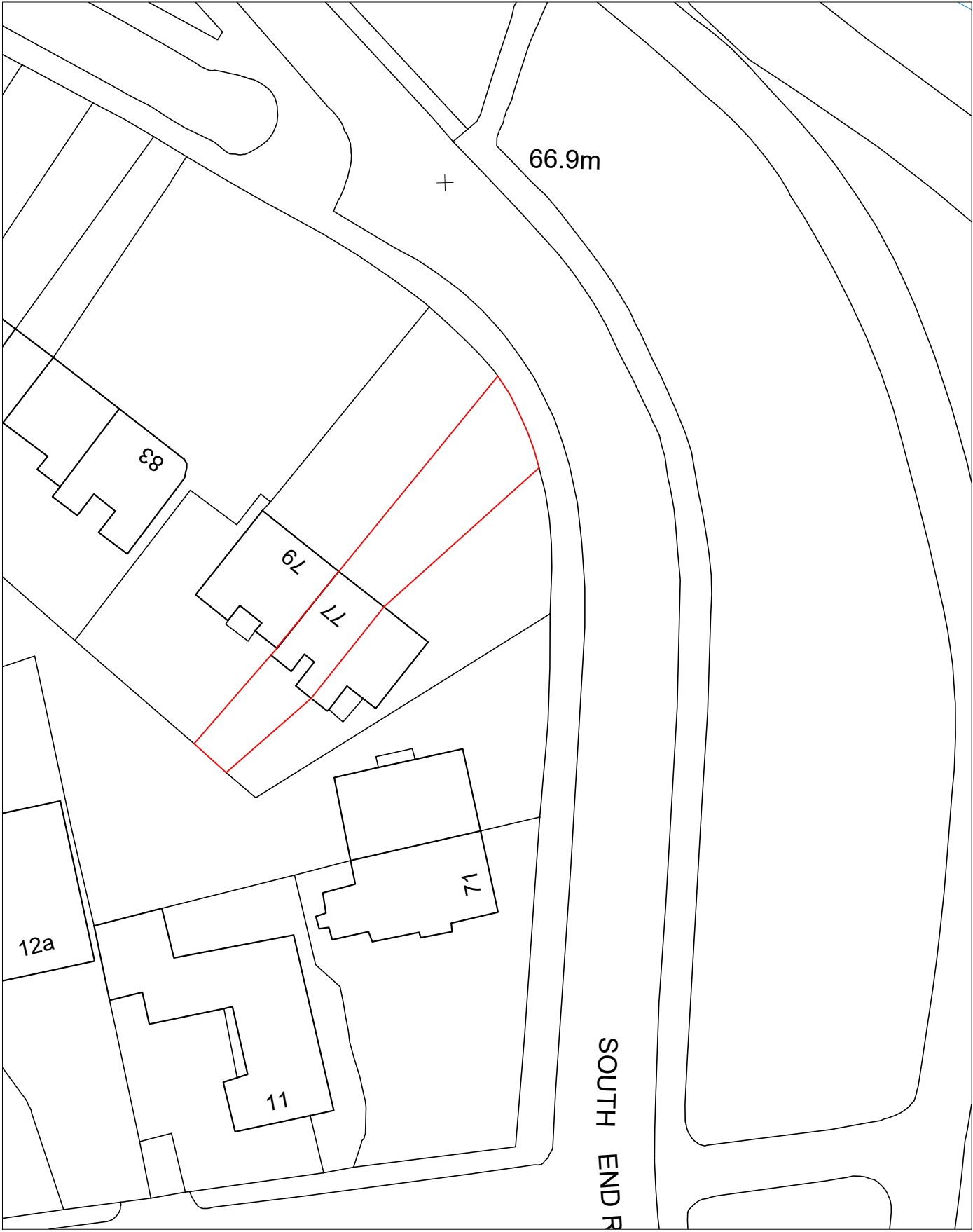
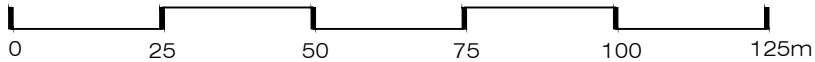
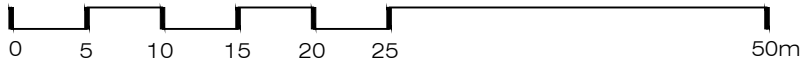
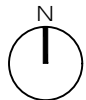


EXISTING  
Location Plan  
SCALE 1:1250@A3 LP-01



EXISTING  
Site Plan  
SCALE 1:500@A3 LP-01



Ground Floor Office  
33 Belsize Lane  
London NW3 5AS  
Office: +44 (0) 207 431 9014  
info@xularchitecture.co.uk  
www.xularchitecture.co.uk

PLEASE NOTE:

- All dimensions to be checked on site before fabrication,
- Contractor to refer to engineers drawings before proceeding with works.
- All drawings and designs are covered by design right (intellectual property), and may not be distributed, copied or issued without written permission by the Architect.
- All design concepts are the sole property of the Architect and no adaptations, reproductions or copies may be made without written permission of the Architect.
- These drawings are subject to any variation required or recommendation by any statutory authority, or for the better carrying out of the works.
- Samples to be provided by contractor for XUL Architecture's approval.
- All finishes to XUL Architecture's satisfaction.
- All drawings to be approved by XUL Architecture prior to construction.

ADDITIONAL NOTE:

Issue key:

Information (I)  
Planning (P)  
Tender (T)  
Construction (C)  
As Built (B)

Project Address  
77 South End Road

Scale Varies@A3

Rev. Date 20.04.21

Drawn SL

Checked IW

EXISTING

Location map

Dwg. No. LP-01

Project Number

Issue For:  
PLANNING

Rev. P-00

19133