EXACT LADDER ACCESS POSITIONING TO BE AGREED ON-SITE WITH MAIN CONTRACTOR, ALL LADDER OPENINGS TO BE FITTED WITH GATES OR HATCHES, EMERGENCY LADDER ACCESS FREQUENCY NOT TO EXCEED 30m

ALL LAYOUTS AND DIMENSIONS ARE NOMINAL, TAKEN FROM CLIENT SUPPLIED INFORMATION AND MAY BE SITE ADJUSTED TO SUIT CONDITIONS. THE MEASUREMENTS FOR THIS DRAWING WERE OBTAINED USING A SIMPLE HAND LASER, EXACT MEASUREMENTS ARE TO BE CHECKED

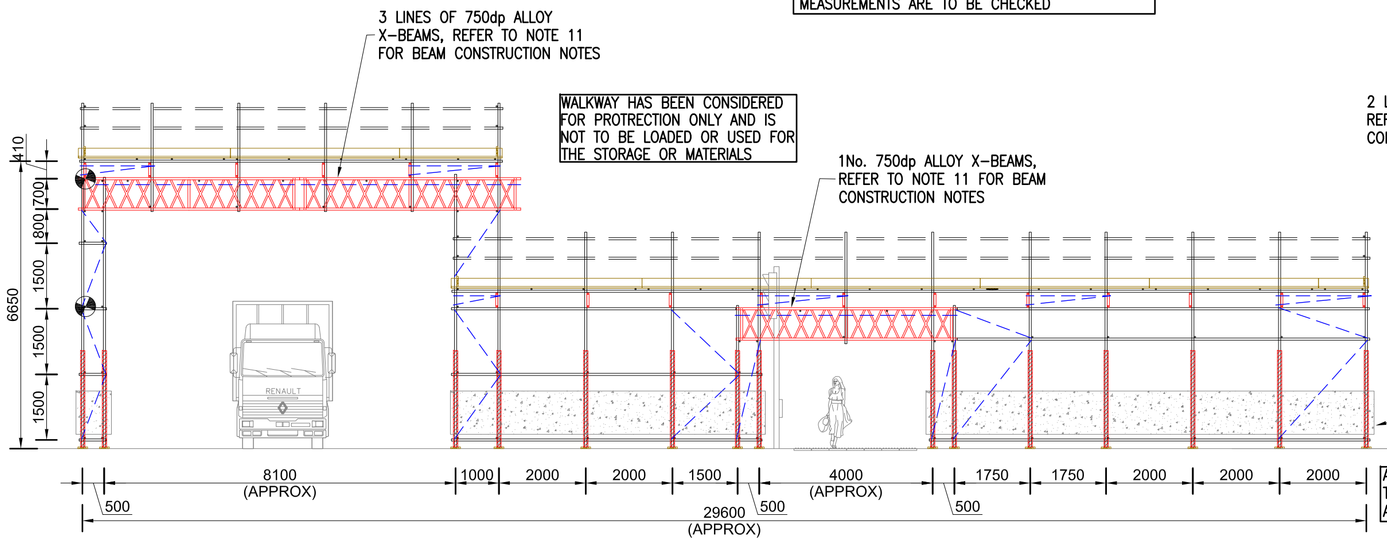

ALL DOOR AND ENTRANCES TO BE KEPT CLEAR AT ALL TIMES

STANDARDS TO BE POSITIONED TO AVOID ALL MANHOLES, DOORS, VOIDS OR OTHER OBSTACLES. BAY SIZES NOT TO EXCEED 2m

ELEVATION A-A
(SCALE 1:100)

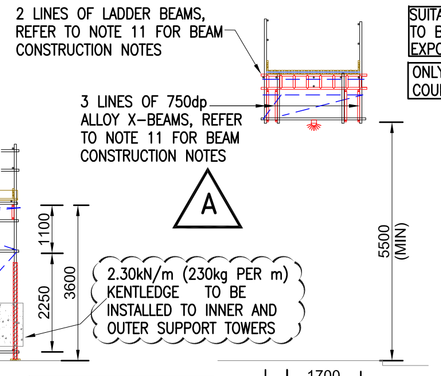

SUITABLE GUARD RAILS TO BE PROVIDE TO ALL EXPOSED EDGES

ONLY CLASS B LOAD BEARING COUPLERS TO BE USED

SECTION B-B
(SCALE 1:100)

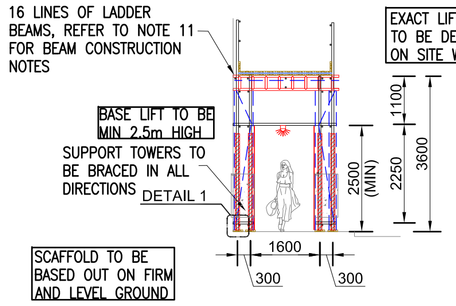

EXACT LIFT HEIGHTS TO BE DETERMINED ON SITE WITH MC

SCAFFOLD TO BE BASED OUT ON FIRM AND LEVEL GROUND

STANDARDS TO BE POSITIONED CENTRALLY ON THE SOLE BOARDS

SECTION C-C
(SCALE 1:100)

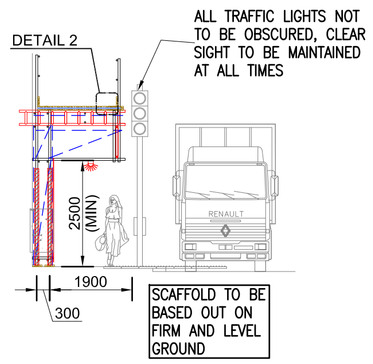

SCAFFOLD TO BE BASED OUT ON FIRM AND LEVEL GROUND

SECTION D-D (SCALE 1:100)

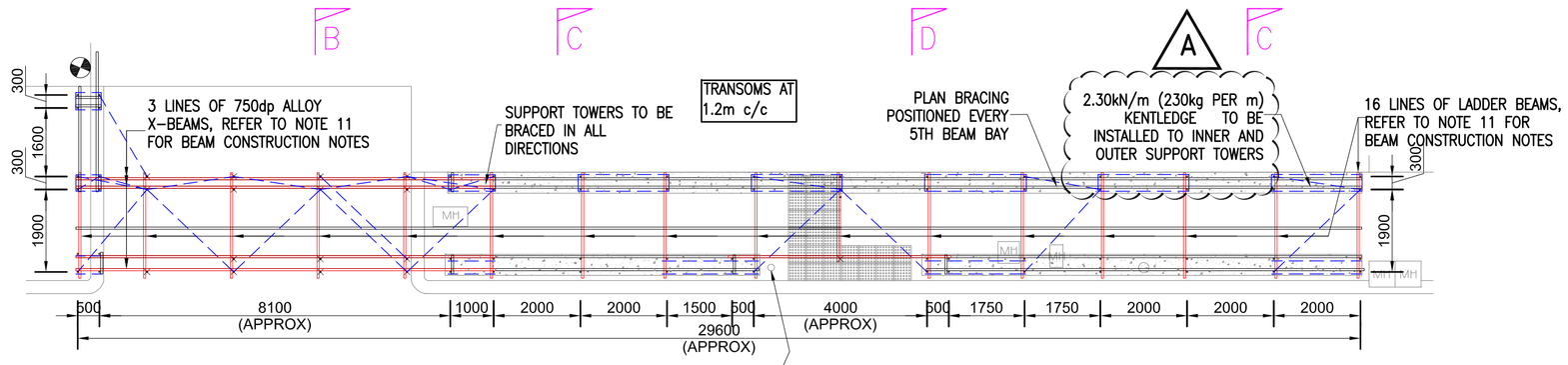

PC TO PROVIDE SUITABLE ROAD TRAFFIC MANAGEMENT SYSTEMS, INCLUDING SUITABLE SCAFFOLDING COLLISION MEASURES AND ROAD CLOSURES, IF REQUIRED

PC TO PROVIDE SUITABLE LIGHTING, STANDARD PROTECTIONS AND ANY OTHER MEASURES FOR PUBLIC TO BE PROTECTED FROM WORK ACTIVITIES, ACCESS NOT TO HAVE ANY TRIP HAZARDS, SHARP EDGES ETC... OR PROTRUDING WHICH MIGHT HAVE HEALTH AND SAFETY CONCERNS.

ALL TRAFFIC LIGHTS NOT TO BE OBSCURED, CLEAR SIGHT TO BE MAINTAINED AT ALL TIMES

GA PLAN
(SCALE 1:100)

BOARDS OMITTED FOR CLARITY

SOLE BOARDS MAY CAUSE TRIPPING HAZARDS, MC TO PROVIDE SUITABLE PREVENTION MEASURES

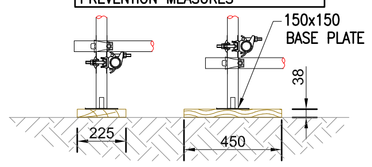

DETAIL '1'
SOLE BOARD DETAIL
(SCALE 1:20)

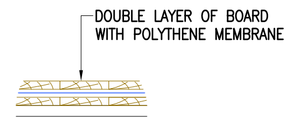

DETAIL '2'
(SCALE 1:20)

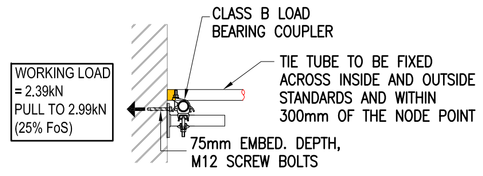

DETAIL '3'
TIE DETAIL
(SCALE 1:20)

KEY
- TIE LOCATION
- BRACING

THIS SCAFFOLD HAS BEEN GENERALLY DESIGNED IN ACCORDANCE WITH TG20:13 AND ERECTED IN ACCORDANCE WITH SG4:15

PRINCIPAL/MAIN CONTRACTOR– TWC
1. TO APPROVE LAYOUT AND LOADINGS ALLOWED BEFORE SCAFFOLD ERECTION
2. TO ENSURE THE BASE, GROUND, BUILDING FENESTRATIONS ARE CAPABLE OF ACCEPTING ALL EXTRA IMPOSED LOADS

Live Load: 1 No. lift at 0.75kN/m²
Peak Wind Pressure: 0.383kN/m²

0 10 Millimetres 150

SCAFFOLDING ASSOCIATION Associate Member

NASC DESIGN MEMBER
National Access & Scaffolding Confederation

Notes

1. BASIS OF DESIGN
THIS DESIGN HAS BEEN PREPARED FROM INFORMATION SUPPLIED TO US BY, OR ON BEHALF OF THE CONTRACTOR WHO SHOULD CHECK THAT HIS REQUIREMENTS HAVE BEEN CORRECTLY INTERPRETED AND THAT ALL LOADINGS, DIMENSIONS, LIFT HEIGHTS, BAY SIZES, ERECTION/STRIKING SEQUENCES ETC. ARE AS REQUIRED AND PRACTICABLE.

2. IMPOSED LOADS
THE CONTRACTOR AND THEIR TEMPORARY WORKS COORDINATOR (TWC) IS TO ENSURE THAT THE EXISTING STRUCTURE, ITS FABRIC AND/OR THE GROUND WILL SAFELY SUPPORT THE EXTRA IMPOSED LOADS OR SUPPLY NEW.

3. LOADING ALLOWED
THE CONTRACTOR (TWC) MUST ENSURE THAT ALL LOADING(S) ALLOWED FOR IS SUFFICIENT. U.N.O, ALL LOADS ARE INDIVIDUAL AXIAL WORST CASE AND ARE UNFACTORED.

4. FOUNDATIONS
THE CONTRACTOR (TWC) MUST PREPARE ALL FOUNDATIONS PRIOR TO ERECTION. SOLE BOARDS TO TG20:13 TO BE USED AT EVERY STANDARD. STANDARDS TO BE POSITIONED CENTRALLY ON THE SOLE BOARDS
FOR SOFT GROUND SUCH AS GRASS AREAS SOLE BOARDS LENGTH TO BE 750mm (MIN) TWC TO CONFIRM.
ALL BACK PROPPING/SHORING REQUIREMENTS BY PRINCIPAL CONTRACTOR

5. SHORING WORKS
WE CANNOT AND WILL NOT PASS COMMENT ON THE STRUCTURE BEING SHORED, AS THIS INVOLVES MATTERS BEYOND OUR CONTROL AND KNOWLEDGE. IT IS THE CONTRACTORS (TWC) RESPONSIBILITY TO ENSURE THAT THE EXISTING STRUCTURE WILL SAFELY SPAN BETWEEN OUR SUPPORTS, AND CAN BE SAFELY SHORED IN THE WAY INDICATED.

6. MATERIALS
ALL SCAFFOLDING MATERIALS FORMING THIS STRUCTURE ARE TO COMPLY, AND BE CONSTRUCTED IN ACCORDANCE WITH TG20:13.

7. DIMENSIONS
WRITTEN DIMENSIONS SHALL TAKE PRECEDENCE OVER SCALED DIMENSIONS. THE CONTRACTOR MUST VERIFY ALL SITE DIMENSIONS AND NOTIFY GWC SCAFFOLDING CONSULTANCY OF ANY DISCREPANCIES PRIOR TO ERECTION.

8. MODIFICATION
NO ALTERATIONS ARE TO BE MADE TO THE STRUCTURE DETAILED ON THIS DRAWING WITHOUT PRIOR WRITTEN PERMISSION FROM GWC SCAFFOLDING CONSULTANCY.

9. PROPERTY
THIS DRAWING IS CONFIDENTIAL AND THE EXCLUSIVE PROPERTY OF GWC SCAFFOLDING CONSULTANCY. NO UNAUTHORISED USE, COPY OR DISCLOSURE IS TO BE MADE, AND IS TO BE RETURNED UPON REQUEST.

10. SECURITY
SECURITY AND UNAUTHORISED ACCESS TO THE SCAFFOLD IS THE SOLE RESPONSIBILITY OF THE PRINCIPAL CONTRACTOR.

11. BEAM NOTES
–ALL BEAMS ARE TO BE TIED TOGETHER AT 1m INTERVALS ON TOP AND BOTTOM CHORDS. PLAN BRACING IS REQUIRED TO ALL COMPRESSION CHORDS, FOR SIMPLY SUPPORTED AND CONTINUOUS SPANS COMPRESSION IS TYPICALLY ON THE TOP CHORD, FOR CANTILEVERED BEAMS THE COMPRESSION CHORD IS TYPICALLY ON THE BOTTOM. REFER TO MANUFACTURES SPECIFICATIONS FOR FURTHER DETAILS.
–BEAMS ARE TO CONNECTED TO STANDARDS ON TOP AND BOTTOM CHORDS USING CLASS B LOAD BEARING COUPLERS, TIE TUBES TO BE POSITIONED BENEATH EACH STANDARD CONNECTION TO ACT AS SUPPLEMENTARY SUPPORT. GWC SCAFFOLDING CONSULTANTS USE ALLOWABLE VALUES TAKEN FROM APOLLO LATTICE BEAMS DATA SHEETS, GWC ASSUMES THESE BEAMS ARE USED UNLESS NOTIFIED OTHERWISE.

12. CONSTRUCTION NOTES
–UNLESS NOTED ALL LIFTS OTHER THAN BOARDED PLATFORM LEVELS ARE TO BE CONSTRUCTED USING LOAD BEARING COUPLERS.
–ALL GENERAL CONSTRUCTION TO BE IN ACCORDANCE WITH TG20:13 UNLESS NOTED OTHERWISE.
FINAL ENCAPSULATION INCLUDING PLATFORM BOARDING OUT BY PRINCIPAL CONTRACTOR(TWC) AS REQUIRED.

13. PERMITS, PERMISSIONS & LICENCES
THE PRINCIPAL CONTRACTOR (TWC) MUST OBTAIN AND ADHERE TO ALL PERMITS, PERMISSIONS AND LICENSES INCLUDING THOSE ISSUED BY ADJOINING PROPERTIES AND THE LOCAL COUNCIL. IF PHYSICAL ANCHORS ARE TO BE USED INTO THE FABRIC OF THE BUILDING, IT WILL BE THE PRINCIPAL CONTRACTORS RESPONSIBILITY TO OBTAIN OR GIVE PERMISSION FOR THE HOLES TO BE DRILLED, ALL MAKING GOOD TO BE CARRIED OUT BY THE PRINCIPAL CONTRACTOR(TWC). RECEIPT OF THE INSTRUCTIONS TO ERECT THE SCAFFOLDING WILL ASSUME SUCH PERMISSIONS HAVE BEEN GRANTED.

14. OBSTRUCTIONS
IT IS THE PRINCIPAL CONTRACTOR'S (TWC) RESPONSIBILITY TO REMOVE, PROTECT OR RELOCATE ALL OBSTRUCTIONS SUCH AS ADVERTISING BOARDS, LIGHTS, TELEVISION AERIALS, CELL PHONE AERIALS, CLOSED CIRCUIT TELEVISION CAMERA'S OR SATELLITE DISHES PRIOR TO SCAFFOLDING BEING ERECTED.

15. TIES
ALL TIES TO COMPLY AND BE TESTED IN ACCORDANCE WITH TG4:19.
'PROOF TEST' A MINIMUM OF 3 ANCHORS SHALL BE TESTED AND AT LEAST 5% (1 IN 20) TESTED TO A LOAD OF 1.25 TIMES THE WORKING LOAD REFER TO TG20 FOR FULL DETAILS.

IF IN DOUBT ASK

PLEASE REFER TO BS5975 FOR ALL TEMPORARY WORKS PROCEDURES.

Rev	Description	By	Auth	Date
A	REVISIONS AS CLOUDED	HS	MC	05.05.21

Scaffolding Design & Engineering Solutions
0208 660 0080
graeme@gwcoote.co.uk
07789986771
www.GWCsolutions.co.uk

Preliminary For comment/ discussion purposes only

Drawing Description

PROPOSED ACCESS SCAFFOLD

KENTISH TOWN

PHOENIX SCAFFOLDING

Original Scale	Drawn	Rev'd	
As Shown	TCH	GWC	A1
	Date 28-04-21	Date 28-04-21	

Drawing Number: PHS 2021 - 1013 - 01

Rev: A