

01
1006

Gallery 10 Existing Roof Section & Elevation
1:50

Notes: 15/04/2021 12:41:57

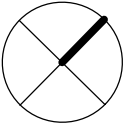
Drawings are based on survey data and may not accurately represent what is physically present.

Do not scale from this drawing. All dimensions are to be verified on site before proceeding with the work.

All dimensions are in millimeters unless noted otherwise.

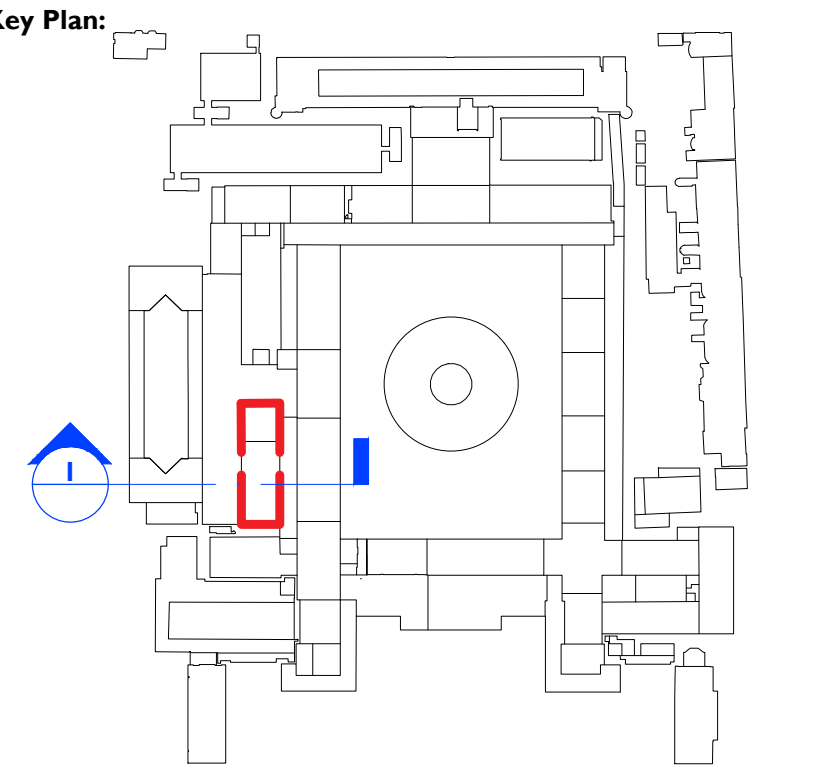
Purcell shall be notified in writing of any discrepancies.

Key Plan
not to scale



0 500mm 1 m 2 m 3 m 4 m 5 m

1:50 Scale




REV	DATE	DRAWN	DESCRIPTION

CLIENT
The British Museum

PROJECT
The British Museum Roof Repairs

JOB NUMBER
241026



TITLE
Gallery 10 Access Works
Existing Elevation

SIZE	SCALE	LAST REVISED	DRAWN	CHECKED
A1L		15/04/2021	TM	TM

REV
P01

SUITABILITY/REASON FOR ISSUE
S4 - Listed Building Consent

DRAWING NAME
24102600-XX-DR-A-1006