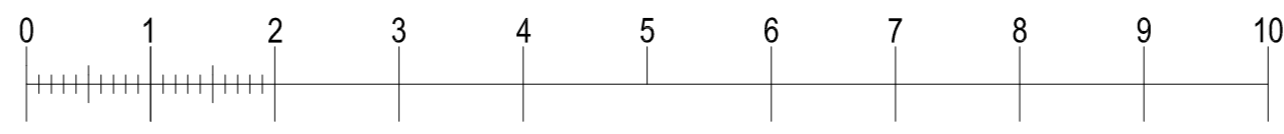


normative root protection area
of trees as described in the BS



North

T1

T2

T3

Brick wall

Rhodo

Garden level of no.12
0.5 metre higher than trees

Brick wall

Tree protection fence

+ 85.14

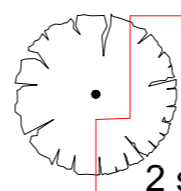


Fig
2 stems @ c.100mm
much cut back

+ 85.69

Garden M -758mm
down from GFL
GFL = 0

Path slopes down to
lower garden level

+ 86.11

+ 85.28

Garden M -1272mm
down from GFL
GFL = 0

Garage

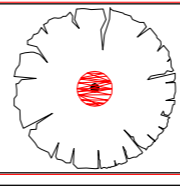
+ 86.48



Camellia

T8

+ 86.18



T4 raised bed

top of wall
87.41

Brick wall

T5

T6

T7

plywood boxes

86.47

86.11

85.88

85.57

12-13 Eldon Grove. NW3 5PT
Tree protection plan. December 2020