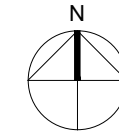


LOCATION PLAN
Sc. 1/1250



projection
ARCHITECTS

8, 12 LANCASTER GROVE
LONDON
NW3 4NX
TEL. 02078 134592
ARCHITECT@PROJECTIONARCHITECTS.COM
WWW.PROJECTIONARCHITECTS.COM

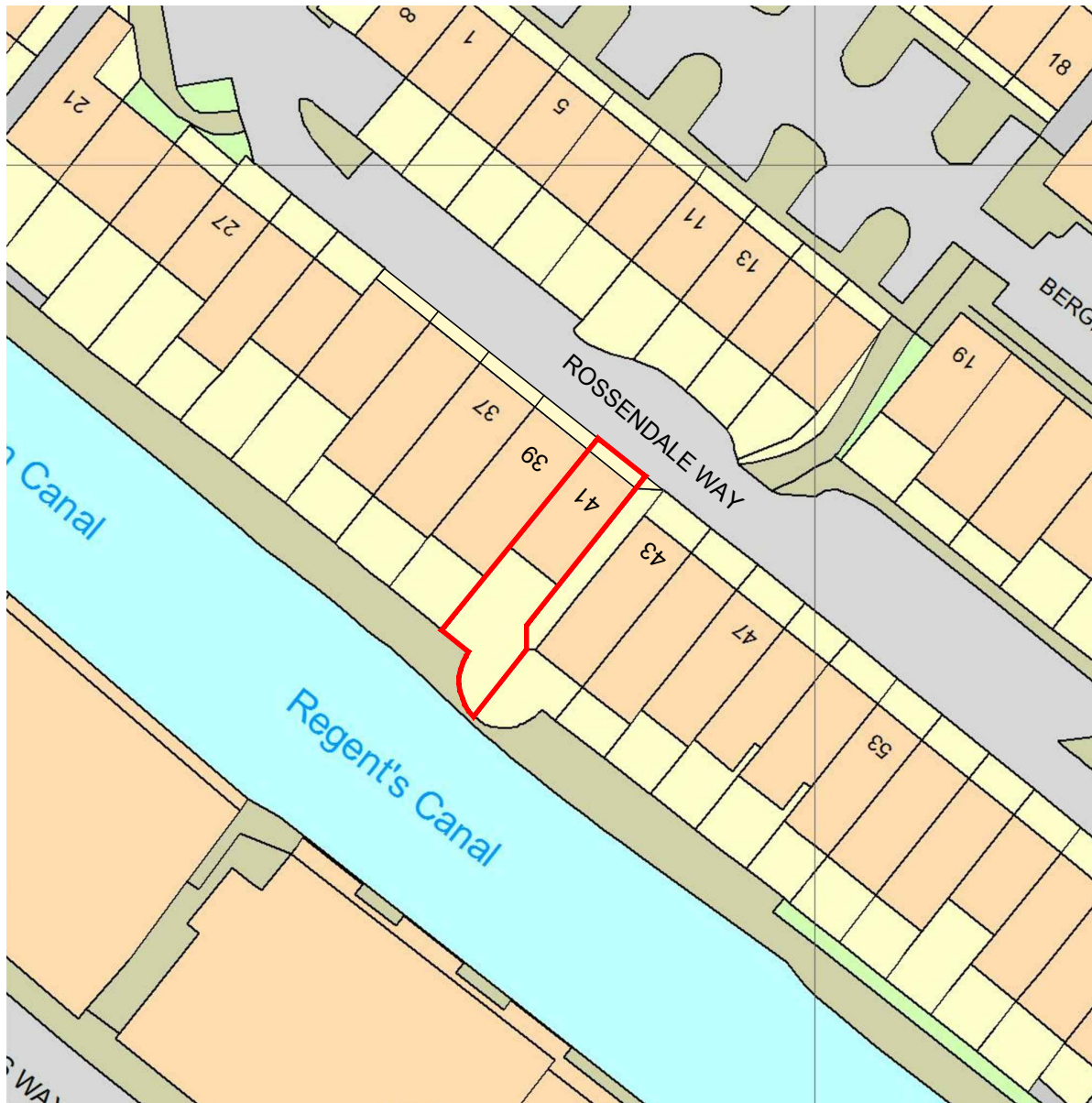
RIBA **arb**
Chartered Practice Architects Registration Board

PLEASE NOTE
1. All dimensions to be verified on site.
2. All dimensions are in millimetres.
3. No work shall commence until all approvals and agreements have been obtained. These include, Planning, Building Regulations, Thames Water and Party Wall.
4. The Copyright of this drawing belongs to Projection Architects Ltd.

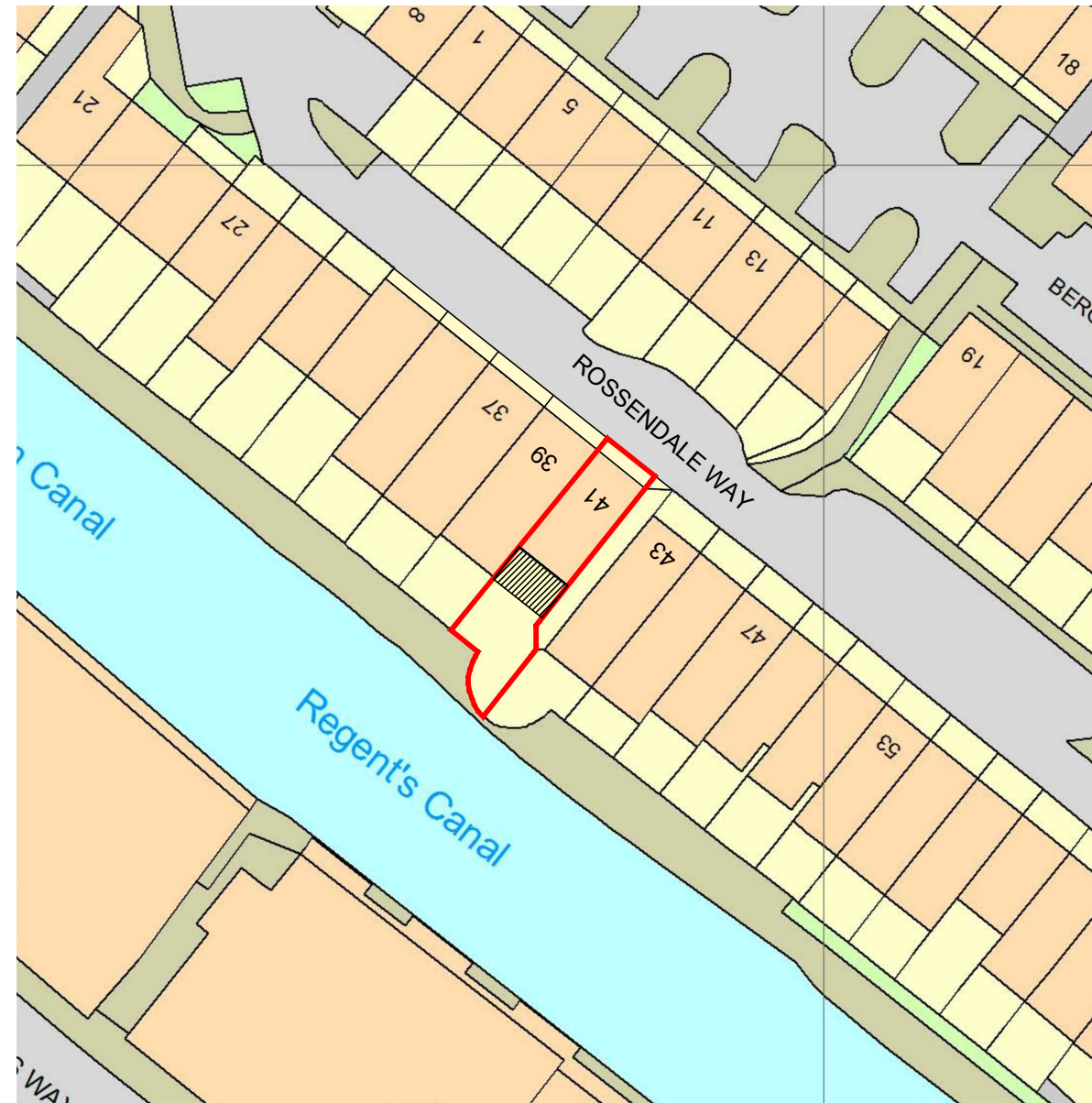
GRAPHIC SCALE

NOTES:

EXISTING BLOCK PLAN
Sc. 1/500



PROPOSED BLOCK PLAN
Sc. 1/500



PROJECT
**SINGLE STOREY
REAR EXTENSION
& INTERNAL ALTERATIONS**

ADDRESS
41 Rosendale Way
LONDON
NW1 0XB

CLIENT
MR. MATTHEW LONG

TITLE
Location & Block Plan

DATE
07/05/2021

PROJECT NUM:
P-21.031-B

SCALE
1/1250 & 1/500 (@ A3)

DRAWING NUM:
B-01

REV. B STATUS PL