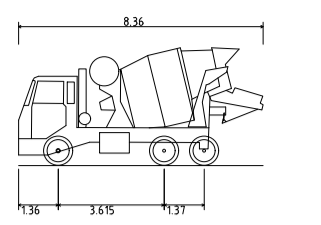






**Vehicle Information: Concrete Mixer**



Concrete Mixer	8.36m
Overall Length	7.36m
Overall Width	4.027m
Overall Body Height	0.38m
Min Body Ground Clearance	2.43m
Max Track Width	6.02m
Lock to lock-time	8.21m
Kerb to Kerb Turning Radius	

**Legend:**

	- '1 day' Parking Suspension: NONE
	- 'Contract length' Parking Suspension: NONE

Rev	Date	Drawn By	Appr. By	Description
P05	14.04.21	SG	CC	Legend Updated
P04	14.04.21	SG	CC	Tracking updated for exiting site
P03	31.03.21	SG	JAH	Issued for Information
P02	30.03.21	SG	JAH	Issued for Information
P01	26.03.21	SG	JAH	Issued for Information

2A Wallace Avenue  
 Lisburn  
 Co. Antrim  
 BT27 4AA  
 T: + 44 (0) 28 9260 2475  
[www.hannaandhutchinson.com](http://www.hannaandhutchinson.com)



<b>Project</b> HNCC Temp Works	<b>Drawn By</b> SG	<b>H+H Project No.</b> H1663
<b>Drawing Title</b> Site Egress - Croftdown Road Concrete Mixer Vehicle Tracking	<b>Date Drawn</b> 19.03.2021	<b>Scale(s) @ A1</b> 1:500
<b>Suitability</b> S2	<b>Suitability Description</b> Issued for Information	
<b>Full Document Reference</b>		
<b>Project Originator</b>	<b>Volume</b>	<b>Level</b>
<b>Type</b>	<b>Role</b>	<b>Number</b>
<b>Revision</b>	<b>DR</b>	<b>C - 0542 - P05</b>